

REPORT ON ACTION
PLAN FOR CLEAN-UP OF
POLLUTED STRETCH OF
BINDUSARA RIVER

JUNE, 2019

CONTENTS

BINDUSARA RIVER (Swarajnagar to Snehanagar).....	3
1.1 Executive Summary of Action Plan Restoration of Water Quality of Bindusara River.....	3
1.2 Preamble -	6
1.3 Background	8
1.4 Status of Domestic Sewage Generation and Treatment	10
1.5 Drain out-falling into River Pedhi.....	12
1.6 Status of Water Quality	13
1.7 Status of Ground Water Quality.....	14
1.8 Status of Industrial Effluent Generation and Treatment	15
1.9 Waste Management.....	17
1.9.1 Solid Waste Management	17
1.9.2 Bio-medical waste Management.....	17
1.9.3 E-Waste management	18
1.9.4 Hazardous Waste Management.....	19
1.10 Dream Project of Government of Maharashtra (GOM), Namami Chandrabhaga.....	19
1.11 Involvement of Civil Society/Creation of awareness	20
1.12 Greenery Development Plan of Forest Department, Government of Maharashtra	28
1.13 Plan for Restoration of Water Quality.....	30
1.14 Proposed plans for maintaining e-flow.....	30

LIST OF TABLES

Table 1 Introduction of river stretch	10
Table 2 Status of sewage generation & treatment for Beed City.....	10
Table 3 Funding Details for Proposed STP	10
Table 4 Domestic sewage aspects on the river stretch.....	11
Table 5 Particulars of drains falling into the river	12
Table 6 Status of water quality of the drains	12
Table 7 Water quality of Bindusara River at Beed, near intake water pump house at Dam, Village - Paligaon, Taluka - Beed, District- Beed	13
Table 8 Water Quality Index for 156 locations (surface water & ground water) during January - 2019.....	15
Table 9 Ground water quality Beed District	15

Table 10 Particulars of Industries situated in Jalna District	16
Table 11 Highly Polluting Industries as on 31/3/2018.	16
Table 12 Status of Waste Management in Beed	19
Table 13 Time Bound action plan to improve water quality for Bindusara River	30
Table 14 Timelines for Implementation of Restoration Plan.....	31

LIST OF FIGURES

Figure 1 Stretch of Bindusara River	9
Figure 2 Map Showing Stretch of Bindusara River.....	9
Figure 3 Map showing NWMP Station across stretch of Bindusara River	13

BINDUSARA RIVER (Swarajnagar to Snehanagar)

1.1 Executive Summary of Action Plan Restoration of Water Quality of Bindusara River

Sr. No.	Description of Item	Details				
1.	Name of the identified polluted river and its tributaries	: Swarajnagar to Snehanagar				
2.	Is river is perennial and total length of the polluted river	: Non- perennial Length- 700 m				
3.	Revised priority as per Jan. to Dec.2018 Analysis results	: Priority IV				
4.	No of drains contributing to pollution and names of major drains	: Subhash Road nallah at Sathe Chowk, Sneha Nagar, Beed. Length: 100 m. Width: 0.9 m				
5.	Major Towns on the banks of the river with population	: <table border="1" style="width: 100%; border-collapse: collapse;"> <thead> <tr> <th style="text-align: center;">Local Body</th> <th style="text-align: center;">Population</th> </tr> </thead> <tbody> <tr> <td style="text-align: center;">Beed</td> <td style="text-align: center;">1,46,709</td> </tr> </tbody> </table>	Local Body	Population	Beed	1,46,709
Local Body	Population					
Beed	1,46,709					
6.	a. Sewage generation & Treatment in MLD	: Total Sewage generation- 22 MLD Total Sewage Treatment- Nil				
	b. Total no. of existing STPs and proposed STPs with total capacities in MLD	: Presently no STP provided. Proposed STP with treatment capacity of 35 MLD. Total cost of project 165 Cr Date of completion: March, 2020				
	c. Gaps in sewage treatment in MLD and no. of towns not having STPs	: -				
7.	Major industrial estates located with total no. of industries	: No major polluting industry is located in the catchment area. MPCB is does not allow any industry to discharge treated/partially treated effluent in to the river.				
	a. Total water consumption and total industrial effluent generation in MLD	: NA				
	b. No. of industries having captive ETPs and their treatment capacity in MLD	: NA				
	c. No of CETP's and their treatment capacity	: No CETP				
	d. Gaps in treatment of industrial effluent	: NA				
8.	Waste Management	:				
	a. Solid Waste Generation & processing	: <ul style="list-style-type: none"> • Beed Total MSW generated during the year 2017-18: 65 MT/day Total MSW treated during the year 2018-18: 18 18 MT/Day MSW generated at Beed Municipal Council is disposed by vermicomposting 				

	b. Biomedical Waste Generation & treatment	:	Beed & Osmanabad: Total Biomedical waste generated: 897 kg/day. Total Biomedical waste collected & treated: 897 kg/day
	c. E-Waste Management Generation & treatment	:	E-waste generated by industries is sent to MPCB authorized E-waste reprocessor.
	d. Hazardous waste Management	:	<ul style="list-style-type: none"> • There are 15 Hazardous waste generating industries in Beed. These industries generated about 1.62 MT Hazardous waste in year 2017-18. • The HW from Jalna district is scientifically disposed through Maharashtra Enviro Power Ltd., MIDC Ranjangaon, Dist. Pune • CHWTSDF capacity – Landfill – 60000 MT/A, Incineration – 3 TPH.
9.	Action plan includes mainly covering aspect such as (Proposal for utilization of sewage, ground water recharging or rain water harvesting, measures for regulating ground water use, protection and management of flood plain zone, maintaining minimum E-flows and water shed management, plantation on both sides of the river, setting up of bio-diversity parks etc., as per Hon’ble NGT Orders dated 20.09.2018 and 19.12.2018)	:	<ul style="list-style-type: none"> • RRC has already requested to Water Resource Dept, GoM for maintaining minimum E-flows and water shed management, plantation on both sides of the river, setting up of bio-diversity parks. • Water resource department, GoM has prepared integrated State Water Plan, which includes recycling of Treated sewage. • MPCB - Action plan for Utilization of Treated Sewage has been submitted to CPCB.
10.	Min. and Max. required time period for implementation of action plans		Max: 2 Years
11.	Total estimated budget in crores towards implementation of proposed action plans with break-up (e.g. No. of STPs, capacity, total cost; No of CETPs, total capacity, Cost towards interception and diversion of sewage/effluent to STPs/CETPs etc.,)	:	Presently no STP provided. Proposed STP with treatment capacity of 35 MLD. Total cost of project 165 Cr Date of completion: March, 2020
12.	Whether ‘River Rejuvenation Committee (RRC) constituted by the State Govt./UT Administration and If so, Date of constitution of ‘RRC’.	:	River Rejuvenation Committee (RRC) constituted as per the Maharashtra Government G.R. issued by the Environment Dept, GoM vide No. NGT 2018/PC-2/TC-3 dtd.13.12.2018.
13.	Responsible Organisation (s) for implementation of proposed action plans	:	1. Water Resource Department, GoM 2. Urban Development Department 3. Beed Municipal Council
14.	Expected deliverables w r to achieving Goals	:	1. To achieve 100% sewage collection and treatment

		<p>2. To achieve 100% MSW collection, transportation and treatment.</p> <p>3. To achieve river water quality of Bathing standards by 2020.</p> <p>4. Augmentation of River Flow and restoration of water quality-2022</p>
15.	Initiatives taken by Govt. of Maharashtra and MPCB.	<p>:</p> <ul style="list-style-type: none"> • Maharashtra Government through its forest department has announced The Plantation Program in 2016 with the aim of planting 2 crore & planted 2.82 crore saplings. Forest Department has set the target of plantation of 4Crore, 13Crore and 33Crore saplings under the mission of 50Crore plantation which shall be accomplished in the three consecutive years viz. 2017, 2018 and 2019. • GOM, announced 'Namami Chandrabhaga Abhiyan' in year 2016. It is an initiative taken to revive and rejuvenate the river Chandrabhaga and to restore its historic glory. Government of Maharashtra has prepared a comprehensive plan for cleaning of the river on the lines of 'Namami Gange'. The aim of the mission is to make the Chandrabhaga river pollution free and conserve its purity and sanctity up to year 2022. • MPC Board will provide financial & technical assistance to villages in next three years to comply with sewage & waste management. • MPC Board has issued Direction to the local bodies to make 25% budgetary provision for scientific treatment and disposal of Sewage and Solid Waste. Accordingly, Municipal Corporations have passed resolution in their General Body meeting and reserved the funds. These funds are reserved and made mandatory to utilise for preparation of DPR, establishing treatment facility, O & M of treatment facility etc. The review of the same is taken from time to time by the Board. • MPC Board has issued directions to 08 Municipal Corporations to penalize to the tune of 1pais/litre of sewage generation under 'Polluter pays principle'. • MPC Board has issued directions to non-complying CETPs to penalize to the tune of 2 paisa/litre for remediation &

		upgradation to comply with the consented standards.
	Budget Estimates & Pooling of Resources from Local Bodies, State Pollution Control Board, State Government & Central Government	<ul style="list-style-type: none"> • Maharashtra Government has already received proposal of Rs. 1104.54Cr. Under State River Conservation Program & form this amount State Government will provide necessary funds in next 3 years i.e. by 2022 for Sewage management • The Maharashtra Pollution Control Boards has also reserved Rs. 461.42Cr. for preparation of action plan for abatement & Control of Pollution of River Water due to sewage & solid waste disposal from B & C Municipal Councils (342Nos of Urban Local Bodies.), Nagar Panchyat & Gram Panchayat for reducing polluted stretches in compliance with Hon'ble NGT, principal bench directions w.r.t. "More River Stretches are now Critically Polluted". The said funds will be used for DPR preparation, development of infrastructure for sewage collection & treatment & development of infrastructure for Solid Waste Management. The DPR preparation & implementation of the same will be completed by year 2022 (i.e in next 3 years). • The Maharashtra Government through Urban Development Department has approved DPR of all 388 Urban Local Bodies for Solid Waste Management. The funds for the same amounting to Rs. 2560.0Cr has been already approved by Government & the said DPRs will be implemented & Solid Waste Management issues will be resolved by December'2019.

1.2 Preamble -

In the matter of OA No. 673 of 2018-"More river stretches are critically polluted now: CPCB", the Hon'ble NGT has passed order dated 20.09.2018 for constitution of River Rejuvenation Committee (RRC) and Special Environment Surveillance Task Force (SESTF). The report comprises 351 polluted river stretches in India out of which 53 polluted river stretches are in Maharashtra. In the state, 9 polluted stretches in priority I & 6 polluted stretches in priority II. It has been mandated to prepare Action Plan for River Stretches and make them pollution free. In compliance of the orders of the Hon'ble NGT, the State Government has constituted RRC.

River Rejuvenation Committee (RRC) constituted as per the Maharashtra Government G.R. issued by the Environment Dept, GoM vide No. NGT 2018/PC-2/TC-3 dtd.13.12.2018 with 5 members under the guidance of Principal Secretary for preparation of action plans and to monitor the implementation of these action plans. The members of RRC are as mentioned under:

1. Commissioner / Director, Directorate of Municipal Administration
2. Chief Executive Officer – Maharashtra Industrial Development Corporation
3. Director (Environment)
4. Director (Industries)
5. Member Secretary – Maharashtra Pollution Control Boards- Member & Co-ordinator of RRC

Further State Government also constituted District Level Special Task Force comprising of the following:

1. Representative of District Collector
2. Representative of District Superintendent of Police
3. Representative of Regional Officer, MPCB
4. Representative of the District Judge of the concerned District

Meetings of the RRC Committee:

- 1st Meeting of River Rejuvenation Committee (RRC) convened on 14.12.2018.
RRC reviewed draft action plans of polluted river stretches of Priority I prepared by Maharashtra PCB. It was decided by the all the committee members, to take review of local bodies and accordingly to communicate the outcomes of the meeting to the Hon'ble NGT, Principal Bench. Maharashtra PCB submitted nine draft action plans of polluted river stretches of Priority I to CPCB along with minutes of 1st meeting of RRC and submitted progress report of polluted river stretches to Hon'ble NGT on 15.12.2018
- 2nd Meeting of River Rejuvenation Committee (RRC) convened on 09.01.2019.
RRC reviewed draft action plans of polluted river stretches of Priority II prepared by Maharashtra PCB. It was decided in the meeting to add in the draft action plans funding details like source, name of scheme, timeline etc for proposed STPs by concern local bodies.
- 3rd Meeting of River Rejuvenation Committee (RRC) convened on 23.01.2019.
RRC reviewed and finalised draft action plans of polluted river stretches of Priority I, II, III, IV and V prepared by Maharashtra PCB. RRC also decided to call the local bodies and review the timelines proposed in action plans from time to time.
- Maharashtra PCB submitted 53 draft action plans of polluted river stretches of Priority I, II, III, IV and V to CPCB along with minutes of 2nd & 3rd meeting of RRC and submitted progress report of polluted river stretches to Hon'ble NGT on 31.01.2019.

- CPCB Task Team on Polluted River Stretches called MPCB to give presentation on Action Plan for Priority-I & II polluted river stretches on 12.02.2019. Accordingly, the presentations were reviewed by Task team & few improvements in the action plan were suggested.
- 4th Meeting of River Rejuvenation Committee (RRC) held on 16/02/2019 & it was decided to communicate with Water Resource Department to maintain e-flow in the rivers of Maharashtra adopting good irrigation practices, protection & management of flood plain zone (FPZ), rain water harvesting, ground water charging, plantation on both sides of river, Setting up of biodiversity parks on flood plains by removing encroachments and Urban Development department communicated to take necessary steps to provide adequate funds to urban local bodies for installation of sewage treatment & MSW processing facilities in a time bound manner so as to comply with the Hon'ble NGT.
- 5th Meeting of River Rejuvenation Committee (RRC) held on 25/06/2019. It was decided that Director Environment will communicate with Water Resource Department and Urban Development Department regarding provision of funds in time bound manner for installation of STPs & MSWM facilities. RRC reviewed and approved Action Plans for restoration of polluted river stretches in priority III, IV & V.

Achievable goal:

The objective/goal of the action plan is that the quality of river water should meet with the required value as given under:-

Quality Parameter	Standard to be achieved
BOD	3.0 mg/l.
Dissolved Oxygen (DO)	More than 5.0 mg/l.
Faecal Coliform	Less than 500 MPN/100ml.

1.3 Background

The Bindusara (also called Bendsura) is a small river flows in the district of Beed, It is a tributary river of Sindphana and a sub-tributary of Godavari River. This river originates in the hills of Balaghat near the village Waghira, in south of district Beed in Patoda taluka. The total length of the river is about 40 km. This river is a rapid and seasonal river and is located about 10 km south of Beed. The city of Beed is situated on the banks of Bindusara River.

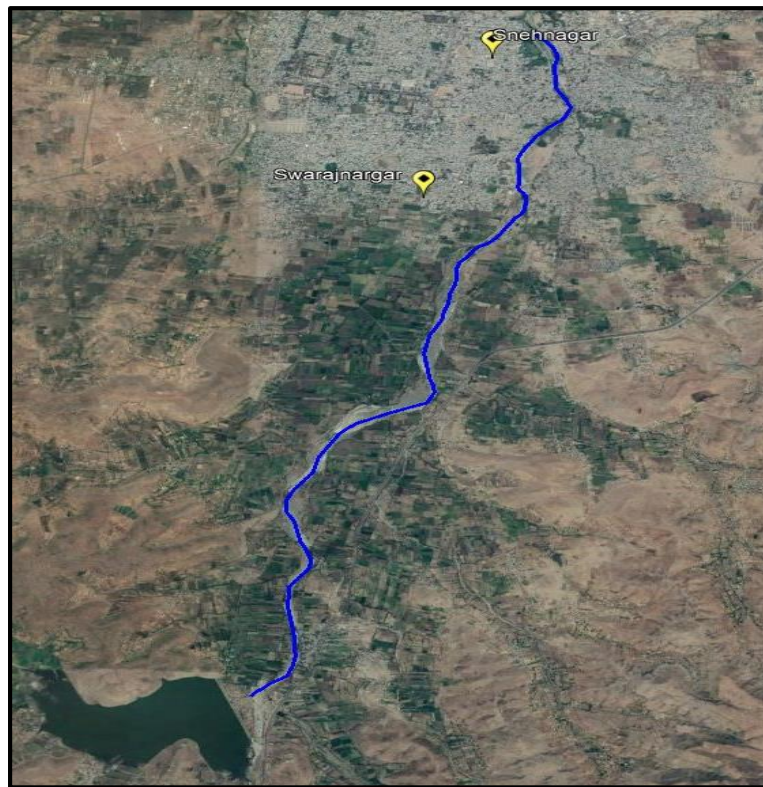


Figure 1 Stretch of Bindusara River

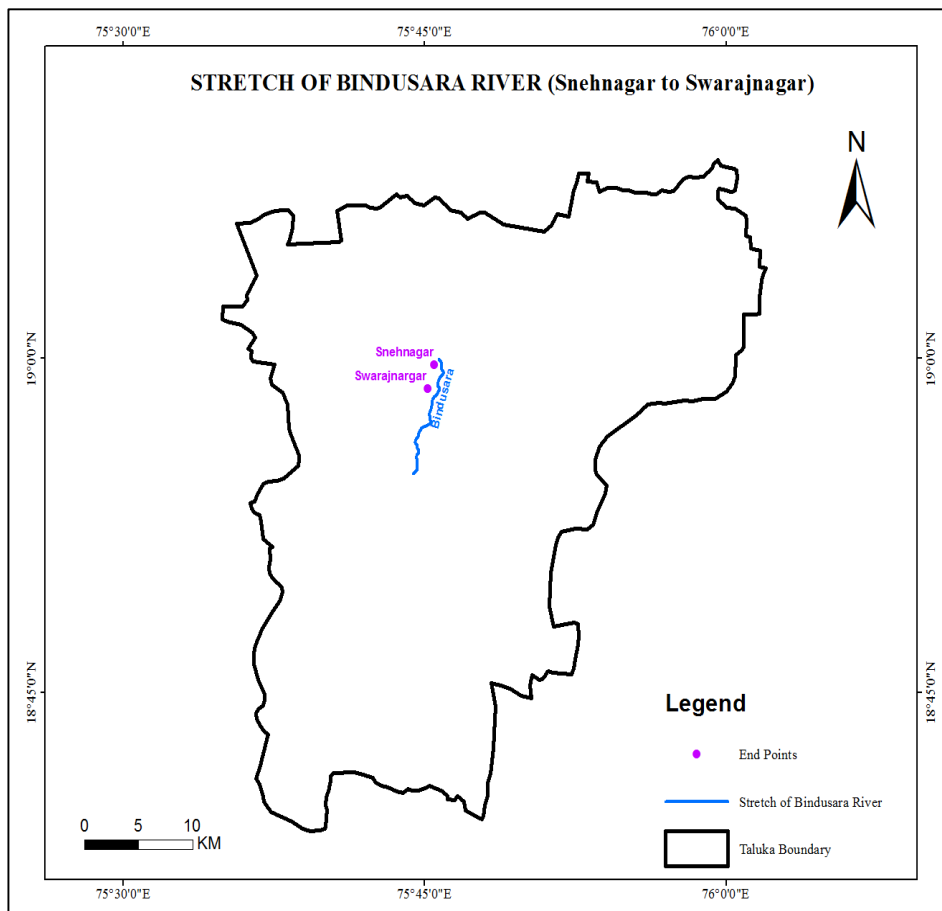


Figure 2 Map Showing Stretch of Bindusara River

The river stretch extends from Swarajnagar to Snehanagar. The length of this stretch is 700 m. Beed is situated on the banks of the river. The population along this stretch is 1.46790 as per 2011 Census.

The current status of the river as per the monthly sampling conducted between January to December 2018 reveals that water quality of the river falls in Priority V i.e. max BOD 4 mg/l.

Table 1 Introduction of river stretch

Sr. No.	Description of item	Details	
1	Approx. length of stretch	700 m	
2	Major Towns located on the bank along with Population	Local Body Beed	Population 1,46,790
3	Stretch of River Perennial or Non Perennial	Non-perennial.	
4	Current status of polluted river stretch (Jan – Dec 2018)	Priority-V	

1.4 Status of Domestic Sewage Generation and Treatment

Total Population of Beed City is 1.8 lakh and quantity of domestic effluent is being generated about 11 MLD and there is no treatment given to the domestic effluent generated from Beed Municipal Council area. Board has issued direction time to time to the Beed municipal council for taking corrective measures to avoid river water pollution. All the domestic effluent generated from the city goes through the various nallas to Bindusara River.

Table 2 Status of sewage generation & treatment for Beed City

Council	Name and Address of STP	Sewage Generation (MLD)	Designed Capacity (MLD)	Stage (Construction/ Proposed)	Target date of Completion
Beed	Beed	22.0	35.0	Proposed	March-2020

Table 3 Funding Details for Proposed STP

Name of ULB	Name and Address of STP	Designed Capacity (MLD)	Fund Allocation Details				Time line for various stages of work Completion	Target date of Completion
			Source of Funds	Allocation Status	Utilization status	Present Status of the work		

Municipal Council Beed	Beed	35	Total 165.8 Cr Central Government : 82.90 Crs (50%) State Govt : 41.45 Crs (25%) Local Boady : 41.45 Crs (25%)	50 % by Central Government. 25 % by State government and 25 % by ULB	Nil	Work yet to Start	Work order is issued on 18 July 2018	March 2020.
------------------------	------	----	-------------------------------------------------------------------------------------------------------------------------	-------------------------------------------------------------------------	-----	-------------------	--------------------------------------	-------------

Table 4 Domestic sewage aspects on the river stretch

Sr No	Particular	Remarks
1	Details of drainage system/sewage network present/proposed	There are open drains in the city. New projects propose collection system of 163 km and an STP with treatment capacity of 35 MLD.
2	Proposal for utilization of sewage	<ul style="list-style-type: none"> Water resource department, GoM has prepared integrated State Water Plan, which includes recycling of Treated sewage. MPCB has submitted Action plan for Utilization of Treated Sewage to CPCB, in which it is mandated to utilize treated sewage for different class of users like Thermal Power Plants, Industrial Units, Construction activities, non-potable municipal uses, Agriculture-Irrigation, etc. depending on its availability. The Infrastructure Projects are mandated by MPCB to recycle 60% of treated sewage for secondary use by providing dual pipeline. The Local Bodies will be encouraged to reuse treated sewage for various purposes including to Thermal Power Plants wherever possible. e.g. Koradi TPS is receiving 100 MLD of treated sewage from Nagpur city.
3	STP sludge management	It is proposed that STP sludge is disinfected and used as manure.
4	Proposal for ground water recharging/rain water harvesting	<ul style="list-style-type: none"> The EC has mandated rainwater harvesting for projects above 20,000 Sq.m. G.S.D.A. is engaged in the development and management of groundwater resources in the State through various schemes. The main aim is to provide safe and potable drinking water to the community.

		<ul style="list-style-type: none"> The G.S.D.A. is engaged, in the exploration, development and augmentation of groundwater resources in the State through various schemes. This mainly includes, drilling of bore wells/tube wells under Rural Water Supply Programme, rendering technical guidance under minor irrigation programme by locating suitable dug well sites, strengthening of groundwater sources by water conservation measures, artificial recharge projects for induced groundwater, specific studies related to the periodic status of groundwater availability, protecting the existing groundwater resources through technical assistance under Groundwater Act etc.
5	Adopting good irrigation practices	Agriculture Department, GoM & Water Resource Department, GoM is requested for implementation.
6	Protection and management of Flood Plain Zones (FPZ)	Water Resource Department, GoM is requested for implementation.
7	Plantation on both sides of the river	Water Resource Department, GoM is requested for implementation.
8	Setting up of biodiversity parks on flood plains by removing encroachment	Water Resource Department, GoM is requested for implementation.

1.5 Drain out-falling into River Pedhi

There is one drain from Subhash Nagar that meets Bindusara River which carries untreated domestic sewage.

Table 5 Particulars of drains falling into the river

Sr. No.	Location	Name of the drain	Discharge (min/max)	Length (km)	Width (m)	Depth (m)
1	Subhash Road Nala meeting to Bindusara River at New Mondha Road Bridge	Subhash Nagar Nala	Min-200 CMD Max-500 CMD	2	2.5	0.5

Table 6 Status of water quality of the drains

Sr. No.	Major Drain	BOD (mg/l)	COD (mg/l)
1	Subhash Nagar Nala	-	-

1.6 Status of Water Quality

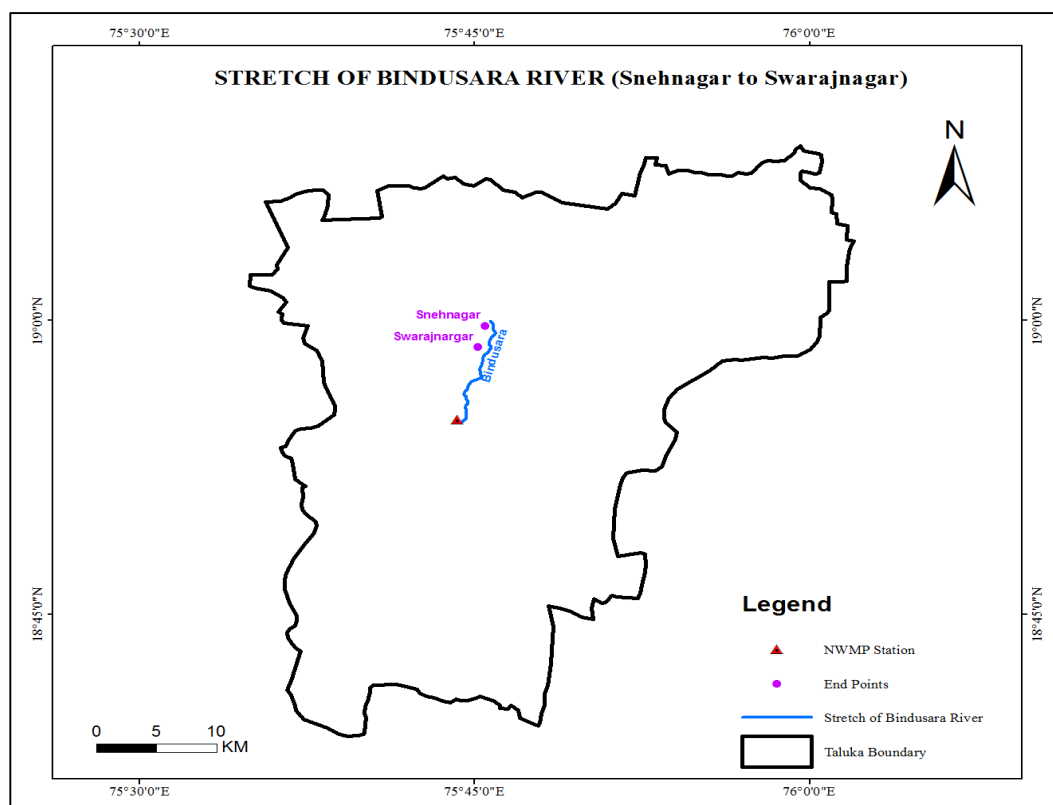


Figure 3 Map showing NWMP Station across stretch of Bindusara River

Water quality of River Bindusara is assessed at one location. It is observed that Dissolved Oxygen range between 3.6 – 7.1 mg/l putting together data of three years (2016-2018) which is not meeting the criteria limit of at least 4 mg/l. The Bio-chemical Oxygen Demand (BOD) varies between 3.2 – 8.0 mg/l for similar years which is exceeding the desired level of 3 mg/l. The Chemical Oxygen Demand (COD) values ranged between 8.0-28.0 mg/l indicating low level of industrial pollution. The Faecal and Total Coliform numbers respectively for the years referred are in the range of 8-80 MPN/100ml and 20-220 MPN/100ml indicating significant contribution of untreated sewage. The details of parameter specific concentration are provided in the table below:

Table 7 Water quality of Bindusara River at Beed, near intake water pump house at Dam, Village - Paligaon, Taluka - Beed, District- Beed

Month	Year	pH	DO (mg/L)	BOD (mg/L)	FC MPN /100ml	TC MPN /100ml	Water Quality
January	2017	7.8	6.8	8.0	2	140	Non Complying
	2018	8.4	6.8	3.2	4	170	Non Complying
February	2017	7.9	6.9	5	2	170	Non Complying
	2018	8.1	4.6	6.2	2	110	Non Complying
March	2017	8.2	7.2	3	2	110	Complying
	2018	8	4.9	6.2	4	170	Non Complying
April	2017	7.9	7.2	3	4	170	Complying
	2018	7.66	5.4	3.2	4	130	Non Complying

May	2017	8.2	7.1	2.8	2	140	Complying
	2018	7.9	6.6	4.8	4	130	Non Complying
June	2017	8.1	6.6	4.6	2	170	Non Complying
	2018	7.3	6.8	3.2	2	110	Non Complying
July	2017	8.6	6.9	3	4	140	Complying
	2018	8.6	6.9	2.8	4	130	Complying
August	2017	8.1	6.2	3	2	130	Complying
	2018	7.7	7.1	4.8	2	110	Non Complying
September	2017	8.5	7.2	3.2	4	120	Non Complying
	2018	8.6	7.3	3.6	2	110	Non Complying
October	2017	8.8	6	3	4	120	Complying
	2018	8.34	7.18	4	2	110	Non Complying
November	2017	8.2	6.8	3	4	120	Complying
	2018	8.34	7.25	3.4	4	170	Non Complying
December	2017	8.2	6.8	3	4	120	Complying
	2018	7.9	7.19	3.4	4	170	Non Complying

It is observed from the above analysis that most maximum BOD values recorded during the year 2017-18 do not comply with the bathing standards of 3mg/l. This may be due to non-availability of the dilution water at disposal location in the river bed. The necessary dilution will be achieved by way of discharging necessary water quantum required to maintain e-flow from dam in a periodical manner. The usual water cycle of the release of water is mostly for irrigation and domestic purposes from interval of 21 days to 45days. The continuous e-flow will be achieved subject to availability of the water in the dam.

1.7 Status of Ground Water Quality

Maharashtra Pollution Control Board (MPCB) regularly monitors the water quality across 250 Water Quality Monitoring Stations (WQMS) for both surface (155 on rivers, 34 on sea/creeks, 10 on drains, 1 dam) and ground water (24Borewells, 24Dugwell, 1 Handpumps, 1 Tubewell) under two programs of NWMP (National Water Monitoring Programme) project titled GEMS (Global Environment Monitoring System) and MINARS (Monitoring of Indian National Aquatic Resources). Surface water samples are monitored every month whereas the ground water samples are monitored every six months.

WQI for ground water

MPCB monitors ground water quality once in six months. Based on the stringency of the parameters and its relative importance in the overall quality of water for drinking purposes each parameter has been assigned specific weightage by CPCB. These weights indicate the relative harmfulness when present in water. Nine parameters (pH, Total Hardness, Calcium Hardness, Magnesium Hardness, Chloride, Total Dissolved Solids, Fluoride, Nitrate, Sulphate) are considered for calculating Water Quality Index of ground water.

Water Quality Index - Ground Water		
WQI	Water Quality	Colour Code
<50	Excellent	
50-100	Good Water	
100-200	Poor Water	
200-300	Very Poor Water	
>300	Water Unsuitable for drinking	

Table 8 Water Quality Index for 156 locations (surface water & ground water) during January - 2019

WQI Category	WQI	Number of WQI values in different category	
		No. of WQI	% of WQI
Good to Excellent	63-100	98	73.68
Medium to Good	50-63	12	9.02
Bad	38-50	9	6.77
Bad to Very Bad	38 and less	14	10.53
Total WQI values		133	100

Summary:

1. 110 WQI values or 82.70 % values are in category of Good to Excellent and Medium to Good.
2. 9 WQI values or 6.77 % are in category of Bad.
3. 14 WQI values or 10.53 % are in category of Bad to Very Bad.

Table 9 Ground water quality Beed District

Skip to main content

National Rural Drinking Water Programme													
Format E21-Block Quality Profile For FTK Testing													
S.No.	Block	Total Sources Tested	Tested Sources Not Found Contaminated	Nos. of Sources with Single Chemical Contaminants						Nos. of Sources with Bacteriological Contaminants Faecal Coliform	Nos. of Sources with Multiple Contaminants	Nos. of Sources with Other Contaminants	
				Iron	Fluoride	Salinity	Nitrate	Arsenic	Other				
Total		4,485	4,474	0	0	0	0	0	0	7	9	0	15
1	Ambegaon	315	315	0	0	0	0	0	0	0	0	0	0
2	Asht	394	394	0	0	0	0	0	0	0	0	0	0
3	Beed	1,129	1,129	0	0	0	0	0	0	0	0	0	0
4	Dhara	431	429	0	0	0	0	0	0	2	0	0	11
5	Georal	48	48	0	0	0	0	0	0	0	0	0	0
6	Kaji	609	609	0	0	0	0	0	0	0	0	0	0
7	Maryajogon	393	393	0	0	0	0	0	0	0	0	0	0
8	Parli	17	17	0	0	0	0	0	0	0	0	0	0
9	Patode	55	55	0	0	0	0	0	0	0	0	0	0
10	Shirur (Jogeri)	696	699	0	0	0	0	0	0	7	7	0	10
11	Vadgaon	498	495	0	0	0	0	0	0	0	0	0	11
Total		4,485	4,474	0	0	0	0	0	0	7	9	0	15

1.8 Status of Industrial Effluent Generation and Treatment

Maharashtra is one of the most highly industrialized states in India. With a rise in industrial estates in the State, areas like Mumbai, Thane, Navi Mumbai, Kalyan, Nashik, Pune and Pimpri-Chinchwad that have a large number of pollution-prone industries are facing chronic industrial pollution. In order to maintain a safe distance between industrial units and rivers to avoid discharge of effluent into

water bodies, the State has its policy which also states that no industry will be allowed to establish along a river bank. Industries are being encouraged to recycle and reuse waste.

Table 10 Particulars of Industries situated in Beed District

Sr No	Particulars	Remarks
1	Particulars of Industries in Jalna District	There is no any industries along the river bank. Statistics of Industries in Beed District Total no. of industries in red category: 113 Total no. of industries in orange category: 156
2	No. of Directions issued to Industries	NA
3	Total water consumption and total industrial effluent generation	NA
4	No. of industries having captive ETPs and their treatment capacity in MLD	NA
5	No. of CETPs existing in the catchment of the polluted river stretch and the treatment capacity	No CETP
6	No. of Industries that are members of the CETPs	NA
7	Gaps in treatment of industrial effluent	NA
8	OCEMS installation Status by Industries	NA
9	Status of Hazardous Waste Generation and Treatment	Beed: Hazardous waste generation during the year 2017-18: 1.62 MT Quantity of HW recycled: 1.2 MT Quantity of HW disposed in secured landfill: Nil Quantity of HW disposed through incinerator: 0.42 MT

To monitor compliance of Consent conditions, performance of ETP, ECS and other measures, the Board officials inspect industries regularly. There are 489 industries identified under “Highly Polluting Industries”. Table 5.33 shows region-wise details of these highly polluting industries.

Table 11 Highly Polluting Industries as on 31/3/2018.

Industry	Amravati	Aurangabad	Chandrapur	Kalyan	Kolhapur	Mumbai	Nagpur	Nashik	Navi Mumbai	Pune	Raigad	Thane	Grand Total
Cement	-	-	5	-	1	-	1	-	-	-	-	-	7

Distillery	1	15		-	17	-	1	22	-	36	-	-	92
Dyes and Dye-intermediates	-	-	2	3	2	-	1	-	1	-	7	2	18
Fertilizer	1	2	-	-	-	1	1	4	-	1	3	-	13
Integrated Iron and Steel	-	-	1	-	1	-	4	-	-	1	2	-	9
Oil Refinery	-	-	-	-	-	2	-	-	-	-	-	-	2
Pesticide	-	-	-	1	5	-	-	1	3	-	3	3	16
Pharmaceuticals	-	13	-	12	4	-	-	2	15	9	14	23	92
Pulp & Paper	-	-	1	-	-	-	-	-	-	1	-	-	2
Sugar	1	55	2	-	41	-	5	35	-	63	-	-	202
Tannery		1	-	-	-	-		-	-	-	-	-	1
Thermal Power Plant	2	1	7	-	2	1	12	3	-	-	-	1	29
Petro-chemical	-	-	-	-	-	-	-	-	1	-	5	-	6
Grand Total	5	87	18	16	73	4	25	67	20	111	34	29	489

1.9 Waste Management

1.9.1 Solid Waste Management

In the state of Maharashtra there are total 271 local bodies, comprising of 27 Municipal Corporations, 16- 'A' Class Municipal Council, 54- 'B' Class Municipal Council, 154- 'C' Class Municipal Council, 14- Nagar Panchayat, 06-Cantonment Board generating about 22897.83 MT of municipal solid waste every day, of which the Contribution in terms of percentage by the corporation is 84.72 %, by A class council is 4.25 %, by B class council is 5.04 %, by C Class Council is 5.07 % and by Others is 0.96 %. The overall percentage of treatment is 34.70 % i.e. 7945.544 MT/day quantity is treated and the remaining is disposed in an unscientific manner. Out of 27 Municipal corporations, 24 Corporations have obtained Authorization from MPCB for 22 Nos of approved sites having processing & disposal facilities and same are in operations. 109 Nos. of Municipal Councils having partially processing & disposal facilities.

Total generation of MSW from Beed is about 65 MT/day. 18 Mt/day MSW processed through vermicomposting & remaining is disposed by dumping without treatment.

1.9.2 Bio-medical waste Management

Total Bio-medical waste generation in Beed and Osmanabad district is 898 kg/day. All waste is collected, transported and treated at CBMWTSDF located at Dawalwadi, Badnapur, Dist. Jalna. The

CBMWTSDF has installed capacity of Incinerator 150 Kg/Hr and Autoclave with installed capacity of 200 litre/cycle.

1.9.3 E-Waste management

- Maharashtra Pollution Control Board awarded work order to M/s. IRG Systems South Asia Pvt. Ltd. to carry out inventorisation of E-Waste generation in the State of Maharashtra.
- Interim inventorisation report is submitted to MPCB and final report will be ready within one month.
- As per the Interim inventory report submitted to MPCB, the E-Waste generation for the year 2015 is approx. 6,46,509 MT.
- **Number of authorized dismantlers/ recyclers in the state of Maharashtra**

Present Status of E-Waste dismantling and recycling capacity			
1	E-Waste Dismantlers	70	77525 MTA
2	E-waste Recyclers	08	
	Total	78	

- E-Waste Treated (Recycled/Dismantled)
 - Year 2015-16 : 4041.72 MT
 - Year 2016-17 : 6720.69 MT
 - Year 2017-18 : 7031.5 MT
- CPCB has approved EPR of 261 producers for Maharashtra. The list of the producers is enclosed here.
- Annual report for the year 2017-18 is submitted.

Action Taken by MPCB

- MPCB is undertaking regular monitoring of EPR Authorization conditions and regular inspection of the collection points/ centers mentioned in EPR Plan.
- MPCB has issued Directions u/s 5 of the Environment (Protection) Act, 1986 read with E-waste (Management) Rules, 2016 to all Municipal Corporations in Maharashtra on 06/12/2018 for provision of collection centres.
- Co-ordination with Various State Government Departments
- Co-ordination with Urban Local Bodies (Municipal Committee /Council /Corporation).
- Awareness through Public Notice

Constraints:

- Channelization E-waste from informal sector to formal sector.
- Awareness about impact of E-waste on Environment and Rules of E-waste is required.
- Authorized collections and Segregation centers are required to be established by Local Bodies.

1.9.4 Hazardous Waste Management

The state of Maharashtra has four Common Hazardous Waste Treatment, Storage and Disposal Facilities. These facilities are located at MIDC Taloja, Trans-Thane Creek Industrial Area, MIDC Ranjangaon, Pune and MIDC Butibori, Nagpur. These facilities collectively handle 340,847 MT of Hazardous waste per annum.

There are 15 Hazardous waste generating industries in Beed district. These industries generated about 1.62 MT of Hazardous waste in year 2017-18. The HW from Beed district is scientifically disposed through CHWTSDF at Maharashtra Enviro Power Ltd., MIDC, Ranjangaon, Dist. Pune having capacity – Landfill –60,000 MT/A and Incinerable – 3 TPH.

Out of the 1.62 MT generation in 2017-18, 0.42 MT was Incinerable and 1.2 MT was Recyclable.

Table 12 Status of Waste Management in Beed

Sr. No	Particular	Remarks
1	Total MSW Generation	Total generation of MSW – 65 MT/day.
2	Existing MSW treatment and disposal facilities	18 MT/day MSW disposed through vermicomposting
3	Bio-medical waste Management	Hospitals are joined to CBMWTSDF- Champawati Waste Management, A/p. Pali. Beed, Tal & Dist-Beed Total generation: 897 kg/day Total collection and treatment: 897 kg/day
4	E-Waste management	E-waste generated by industries is sent to MPCB authorized E-waste reprocessor.
5	Hazardous Waste Management	<ul style="list-style-type: none">• There are 15 Hazardous waste generating industries in Beed. These industries generated about 1.62 MT Hazardous waste in year 2017-18.• The HW from Jalna district is scientifically disposed through Maharashtra Enviro Power Ltd., MIDC Ranjangaon, Dist. Pune• CHWTSDF capacity – Landfill – 60000 MT/A, Incineration – 3 TPH.

1.10 Dream Project of Government of Maharashtra (GOM), Namami Chandrabhaga

GOM, has announced Namami Chandrabhaga Abhiyan on 18/03/2016 in the Budgetary Assembly Session of 2016-17. Namami Chandrabhaga is an initiative taken to revive and rejuvenate the river Chandrabhaga and to restore its historic glory. Considering the religious, social and economic importance of the river Chandrabhaga, the Government of Maharashtra has decided to prepare a comprehensive plan for cleaning of the river on the lines of 'Namami Gange'. Hon'ble Finance Minister, GOM, directed to issue the GR about finalization of working System of the Abhiyan, vide

letter dt. 07/04/2016. The aim of the Namami Chandrabhaga Abhiyan is to make the Chandrabhaga river pollution free and conserve its purity and sanctity up to year 2022 and others are as mentioned below:

- To maintain the permanent minimum continuous flow of water in the river bed.
- To construct weirs in the river bed for maintaining water level.
- To maintain & keep minimum environmental flow of water.
- To make available sufficient public bathrooms & toilets as well as mobile bio-toilets to the publics during Pandharpur yatras.
- To install STP's for treatment of domestic wastes and scientific disposal facilities for solid waste generated from the villages & cities located on the bank of Chandrabhaga river.
- To carry out the beautification & forestation of river banks.
- To make reuse/recycle of treated industrial water generated from the industries and industrial estates located in the catchment area of Chandrabhaga river.
- As per the local need to work for public participation and development of pilgrimage area.

“Namami Chandrabhaga Pradhikaran”

Established under the Chairmanship of Hon’ble Chief Minister, GoM & Co-Chairmanship of Hon’ble Finance Minister, GoM, having Divisional Commissioner, Pune as Member Secretary.

“High Power Committee”

Established under the Chairmanship of Hon’ble Chief Secretary, GoM of Maharashtra having Divisional Commissioner, Pune as Member Secretary.

In this context, the Government has identified CSIR National Environmental Engineering Research Institute (CSIR-NEERI) as ‘Nodal Technical Expert Agency’ the project. Bhima river originates in Bhimashankar in Pune district. But when it reaches Pandharpur, it appears like a crescent moon, thus deriving the name Chandrabhaga. It flows in a 370-km stretch between Pune and Solapur districts. CSIR-NEERI was already involved by the Maharashtra Government to provide technological solutions for sanitation and sewage treatment at important cities and pilgrim centers like Nashik and Pandharpur. Furthermore, is retained CSIR-NEERI for technological interventions during the execution of the Project ‘Namami Chandrabhaga’. The Maharashtra Government intends to cleanse and make the holy river Chandrabhaga pollution free by the year 2022.

Similarly, on the line of Namami Chandrabhaga Maharashtra Government is in process of undertaking various projects for clean-up of other rivers in the State.

1.11 Involvement of Civil Society/Creation of awareness

For sustainable development it is necessary to promote and create environmental awareness among communities, businesses and governments. Therefore the Board organizes various environmental awareness programs across the State of Maharashtra. During the year 2017-18 the following programs on environmental awareness were conducted by the Board.

Month	Subject	Details
-------	---------	---------

22nd April 2017	World Earth Day	Public awareness messages published in leading newspapers namely Dainik Samna, Sakaal, Divya Marathi, Loksatta, Indian Express, Lokmat, Maharashtra Times of India, DNS, Hindustan Times and Midday on the occasion of World Earth Day.
5th June 2017	World Environment Day celebration	<p>The main event was organized at the Yashwantrao Chavan Auditorium, Mumbai on 5th June, 2017 on occasion of World Environment Day. Hon'ble Chief Minister of Maharashtra, Shri Devendra Fadnavis, Hon'ble Minister of Environment, Shri Ramdas Kadam and Member Secretary of MPCB, Dr. P. Anbalagan attended this event. During this event, award ceremony for Vasundhara Award competition organized for industries, municipal corporations and CETPs was carried out. On the occasion of World Environment Day, Vasundhara Short Film Competition based on the environment was announced by Hon'ble Chief Minister of Maharashtra at the main event. This competition will be organized for professionals as well as amateurs.</p> <p>During this event, the award ceremony for Photothon 2017 took place. This ceremony was presented by Member Secretary of MPCB, Dr. P. Anbalagan. Villages which had participated in the water conservation activity 'Jalsanvardhan Panchayat – Ek Lok Chalwal' organized by Maharashtra Pollution Control Board, Vanrai Pune and Zee 24 Taas were awarded at the hands of Hon'ble Chief Minister of Maharashtra for their exceptional performance. During this event, a short film festival related to the environment was organized for three days at Yashwantrao Chavan Centre, Mumbai with assistance from Enviro-Vigil and as a joint effort by MPCB and Environment Department, Government of Maharashtra. A large number of environmentalists attended this festival. At this time, discussion sessions with directors, producers, environment experts and analysts were also organized.</p>



Hon'ble Shri Devendra Fadnavis, Chief Minister, GoM lighting the lamp during inauguration of the World Environment Day program held at Y. B. Chavan Auditorium, Mumbai on 5th June 2017. Hon'ble Shri Ramdasji Kadam, Minister for Environment, GoM, Shri Sumit Mallik (IAS), Chief Secretary, GoM and Dr. P. Anbalagan (IAS), Member Secretary graced the occasion with their august presence.



On the eve of World Environment Day on 5th June 2017, Hon'ble Shri Devendra Fadnavis, Chief Minister, GoM giving away Vasundhara Awards to the entrepreneurs who have introduced best environment-friendly practices in their industry, at Y. B. Chavan Auditorium, Mumbai.

5th June 2017	World Environment Day	On the occasion of World Environment Day (5th June, 2017) public awareness messages were published in Maharashtra Times, Time of India, Loksatta, Indian Express, DNA, Hindustan Times, Midday (Gujarati, Urdu and English), Lokmat, Dainik Sakaal, Samna, Divya Marathi and in other leading newspapers. Information about various control
---------------	-----------------------	---------------------------------------------------------------------------------------------------------------------------------------------------------------------------------------------------------------------------------------------------------------------------------------------------------------------------------------------

		measures adopted for pollution control was published in this section on behalf of MPCB.
5th June 2017	World Environment Day	On the occasion of World Environment Day (5th June, 2017) public awareness programs related to the environment, canvas paintings with messages about the environment, brainstorming on public awareness and various other activities were organized by We Love India on 5th June, 2017 at Bandra. Famous movie artists, sportspersons and Hon'ble Environment Minister for State were present during these activities.
4th July 2017	'Paryavaranachi Vaari Pandharichya Daari'	An environmental public awareness campaign namely 'Paryavaranachi Vaari Pandharichya Daari' was organized on the occasion of Aashadhi Ekadashi and the foot pilgrimage to Pandharpur. As environmental issues are equally detrimental to urban and rural areas, fundamental messages such as plastic waste removal, proper use of water, electricity and natural resources, use of limited electrical power for agriculture, use of organic fertilizers, proper waste management of wet waste and dry waste were spread among the 10 lakh devotees who had gathered for the Pandharpur pilgrimage. These messages were made public through folk art, popularly known as Kirtan, Bharud, and Povada. In this 15 day long pilgrimage, Sangeet Natak Academy award winner, Smt. Chandabai Tiwari, famous Shahir Shree Devanand Mali and Hari Bhakta Parayan Shri Dnyaneshwar Maharaj Wabale created public awareness through Bharud, Povada and Kirtan respectively. This year's Pandharpur pilgrimage was inaugurated at Pune by Hon'ble Minister of State of Environment, Shri Ramdas Kadam. Honorable dignitaries such as Member Secretary of MPCB, Dr. P. Anbalagan and Hon'ble Mayor of Pune were present at this event. Guidance for this pilgrimage was sought from Dr. Prakash Khandge, a well-known researcher of folk arts. The conclusion of this pilgrimage was organized on the eve of Aashadhi Ekadashi in the presence of Hon'ble Chief Minister, Shri Devendra Fadnavis, Mrs. Amruta Fadnavis, Cabinet Minister (Solapur), Shri Vijay Deshmukh, Minister of Water and Sanitation, Shri Babanrao Lonikar, Senior Cabinet Minister, Shri Mahadev Jankar, Member Secretary of MPCB, Dr. P. Anbalagan and other honorable dignitaries.



Hon'ble Shri Devendra Fadnavis, Chief Minister addressing pilgrims on the eve of environment public awareness campaign at Pandharpur on 4th July 2017, in the presence of Dr. P. Anbalagan (IAS), Member Secretary, GoM.

August 2017	92.7 Big FM Big Green Ganesha	The Big Green Ganesha activity was co-organized by 92.7 Big FM and MPCB in the city of Mumbai. During this activity, the Big Green Ganesha van encouraged citizens at various locations to celebrate an eco-friendly Ganesh festival and to donate newspaper scrap for the even. During Ganesh festival a special studio was set up at Lalbaghcha Raja in Mumbai city for 10 days. At this time, Hon'ble Chief Minister of Maharashtra, Hon'ble Minister for Environment, Hon'ble State Minister for Environment and film celebrities spread messages for public awareness.
August 2017	Zee 24 Taas Eco-Friendly Household Ganesh Festival Competition	The Household Eco-friendly Ganesh Festival Competition was organized at the state level as a joint venture by MPCB and Zee 24 Taas. This competition has a large number of participants. Citizens celebrating household in a unique way had participated in this competition from all over the state. Response to this competition has been increasing over the years.
August 2017	ABP Maza Eco-Friendly Ganesh Festival Competition	A special public awareness campaign regarding celebrating an eco-friendly Ganesh festival in housing societies in major cities in the State was organized by MPCB and ABP Maza, a news channel. News about eco-friendly Ganesh festival celebrated in housing societies at cities such as Mumbai, Pune, Nashik and Nagpur was broadcast through the channel. Special programs on eco-friendly Ganesh festival celebrations at housing societies were also broadcast on the ABP Maza television channel. Well-known celebrities from Marathi film industry, Sayali Sanjeev and Rushi Saxema advertised the competition organized for celebrating an eco-friendly Ganesh festival through promos. Winners in this competition were awarded certificates by MPCB and Prasad. Public relations officer of MPCB was present at this time. These celebrities visited MPCB's Mantralaya. Special

		news regarding the event was broadcast by ABP Maza television channel.
August 2017	Household Eco-Friendly Ganesh Festival Competition 2017 organized by Loksatta and MPCB.	Eco-friendly household Ganesh festival decoration competition was organized jointly by MPCB and Loksatta at 6 divisions of Loksatta newspaper at Mumbai, Pune, Nashik, Nagpur, Ahmednagar and Aurangabad. More than 2000 people competed in this event. Prize distribution of this competition took place at Yashwantrao Chavan Pratishthan at the hands of Hon'ble Minister for Environment, Shri Ramdas Kadam, State Minister for Environment, Shri Pravin Pote-Patil and Member Secretary of MPCB, Dr. P. Anbalagan. A special column regarding this event was published in all editions of Loksatta newspaper.
August 2017	Eco-Friendly Ganesh Festival UFO Digital Movies financial assistance.	Public awareness messages by celebrities from Marathi and Hindi film industry were publicized at 205 digital theatres by UFO Digital Movies for two weeks to promote an eco-friendly Ganesh festival.
August 2017	Financial assistance for DNA Eco Ganesha public awareness campaign organized by DNA and MPCB.	To celebrate an environment friendly Ganesh festival, eco-friendly Ganesh idols based on the five natural elements were installed in selected malls in Mumbai city on behalf of the MPCB and DNA. MPCB played the role of co-convener in this campaign organized by DNA. Prominent celebrities from the Hindi film industry participated in this campaign.
August 2017	Financial assistance for public awareness activity, Times Green Ganesha.	Eco-Green Ganesha competition was organized jointly by Environment Department of MPCB, Government of Maharashtra and Times of India group for public Ganesh festival organizations and housing societies in Mumbai and Pune. During this campaign, public awareness activities were conducted in various malls, movie theatres and colleges. Eco-friendly Ganesh festival workshops were conducted for school students. Various activities and cleanliness campaigns were conducted by college students for the eco-friendly Ganesh ambassador during Ganesh idol immersion at Girgaon Chowpati, Juhu beach and Versova beach at Mumbai. This campaign was launched by popular actor, Vidyut Jammwal and Hollywood Director, Chuck Russel at Lala Lajpat Rai College. A special film for public awareness had been created by Times group for this campaign. A dedicated column for this campaign was published for 10 consecutive days in the newspaper, Times of India.
August 2017	Eco-Ganesha Public awareness campaign organized by Dainik Samna and MPCB.	Eco-friendly public Ganesh festival was organized at Mumbai, Pune and Aurangabad with assistance from the newspaper, Dainik Samna. The prize distribution event was conducted in the presence of Hon'ble Minister for Environment, Shri

		Ramdasbhai Kadam and Member Secretary, MPCB, Dr. P. Anbalagan.
	<p>Hon'ble Shri Ramdasji Kadam, Minister for Environment, GoM giving away prizes to the participants on the eve of Eco-friendly Ganesha Public awareness campaign in the presence of Dr. P. Anbalagan (IAS), Member Secretary, MPCB</p>	
August 2017	Public awareness messages about eco-friendly Ganesh festival displayed on Times OOH BEST bus stop shelters.	Public awareness message of 'Celebrate a pollution-free Diwali' by Hon'ble Chief Minister, Hon'ble Minister for Environment and Hon'ble State Minister for Environment were displayed on bus stops in Mumbai city for a period of 15 days.
August 2017	Eco-friendly Dahi Handi 2017.	Eco Friendly Dahi Handi Festival 2017 was organized in association with IDEAL Book Company and MPCB. In this program, anti-noise pollution awareness rally was organized by famous Marathi film industry celebrities on the Open Deck Bus Service of Best Transport Service. Notable film and TV celebrities were present at this rally. On the eve of Dahi Handi, this rally was organized in the presence of street-play celebrities in Dadar, Lalbagh area. Eco-friendly Dahi Handi was smashed in the presence of young celebrities from Zee TV and ETV. At the time, in front of Chhabildas High School in Dadar, the noise-free eco-friendly Dahi Handi was smashed along with celebrities from the film and theatre industry. Public Relations Officer, MPCB was present during this event.



Anti-noise pollution awareness rally on the eve of Dahi-handi (Gopalkala) festival was organized with participation of famous Marathi film industry celebrities on the Open Deck Bus Service of Best Transport Service in the month of August 2017.



Anti-noise pollution awareness rally on the eve of Dahi-handi (Gopalkala) festival was organized with participation of famous Marathi film industry celebrities on the Open Deck Bus Service of Best Transport Service in the month of August 2017.

October 2017	Public Awareness message for Diwali on television.	A public awareness message saying ‘Celebrate a pollution-free Diwali’ by celebrities from the film industry was broadcast by the television channels Zee 24 Taas, ABP Maza, IBN Lokmat, Star Pravah, Mi Marathi, TV9 Maharashtra, Saam TV, Jay Maharashtra and Maharashtra One.
October 2017	Public Awareness message for Diwali on FM radio.	A public awareness message saying ‘Celebrate a pollution-free Diwali’ was broadcast on leading FM Radio channels in the State.
October 2017	Diwali Bus Stop messages in Mumbai, Pune and Nagpur.	A public awareness message saying ‘Celebrate a pollution-free Diwali’ by Hon’ble Chief Minister of Maharashtra, Hon’ble Minister for Environment and Hon’ble State Minister for

		Environment were displayed on bus stops in the cities of Mumbai, Nagpur and Pune for a period of 15 days.
October 2017	Pollution-free Diwali Resolution Campaign Pledge 2017.	Pollution-free Diwali Resolution Campaign Pledge 2017 was organized at Mantralaya to promote celebration of a pollution-free Diwali. A pollution-free Diwali was pledged by students from schools and colleges from the entire State in the presence of Hon'ble Chief Minister of Maharashtra, Shri Devendra Fadnavis. Hon'ble Minister for Environment, Shri Ramdas Kadam, Hon'ble Minister of Water Resources & Irrigation, Shri Girish Mahajan, Hon'ble State Tourism Minister, Shri Jaykumar Rawal, Hon'ble Additional Chief Secretary of Environment Department, Shri Satish Gavai, Hon'ble Chairman of Maharashtra Pollution Control Board, Shri Milind Mhaiskar and Hon'ble Member Secretary of MPCB, Dr. P. Anbalagan attended this event. Students from various colleges in Mumbai also attended this event. Live telecast of this event was broadcast on leading news channels in the State. News about this event was published in leading newspapers in the State.
Marc 2018	Eco-Friendly Holi.	From the last few years, the widespread public awareness campaigns organized by Maharashtra Pollution Control Board to promote the celebration of an eco-friendly Holi have been receiving an increasing response. This year on behalf of the MPCB, eco-friendly colours were distributed for free to employees and officers from MPCB, Hon'ble Ministers from Mantralaya, Hon'ble Secretaries, Hon'ble Chairman, Hon'ble Speaker and Members of Legislative Assembly and Legislative Councils. Messages to promote the celebration of an eco-friendly Holi were broadcast on television and radio channels.

1.12 Greenery Development Plan of Forest Department, Government of Maharashtra

Government of Maharashtra has been instrumental in increasing tree and forest cover all over the State. GOM through its Forest Department has announced The Plantation Program in 2016 with the aim of planting 2Crore trees on 1st July 2016 was a resounding success with the final total reported figure of 2.82Crore saplings planted on a single day. After the successful implementation of 2Crore plantation program on 1st July, 20 16, the Government of Maharashtra has designed the 50Crore plantation program for 3 consecutive years viz. 4Crore, 13Crore and 33Crore for 2017, 2018 and 2019 respectively. 10% Bamboo, mangrove and medicinal plantation is also incorporated in this plantation drive.

In the Second Phase, though the target was of 4Crore plantation from 1st to 7th July, 2017, actually 5.43Crore seedlings were planted due to overwhelming response of Government employees and people at large. These saplings programs are driven with the involvement of 33 Government Departments along with Students of Schools and Colleges, NSS, NCC, CSR, NGOs, Railways, National Highways, Defense, NABARD and other stakeholders of Society.

"Limca Book of World Records" has taken cognizance of these remarkable achievements of Forest Department relating to plantation in 2016 and 2017 and felicitated with certificates. Thus Maharashtra is the first State in India who acquired the place three years consequently in "Limca Book of Records".

In the Third Phase, against the target of 13Crore plantation in 2018 between the period from 1st to 31st July 2018 we could plant 15.88Crore trees, again exceeding the said target. The response of the public was overwhelming.

GoM continued this good work for the protection, enrichment and secure environment through various Schemes and Programs. In the Fourth Phase, the year 2019 represents the most significant and important step in completing this Mission of 50 crore plantation. In this year it was intended to plant 33Crore saplings throughout Maharashtra. Preparation and Planning for the success of this year's target have been initiated from 3rd August, 2018 i.e. immediately after completion of 13Crore Plantation Program. Forest Officials along with Revenue machinery and all administrative departments are working extremely hard with the active support of all sections of the society. The details of this 2 Crore, 4Crore, 13Crore & 33Crore plantation program are attached as Annexure I, II, III & IV respectively.

In an attempt to boost conservation and protection of forests and wild life in Maharashtra, the State Forest Department has launched a drive aimed at roping in citizens to help the department in their massive 50Crore trees plantation drive. A dedicated website greenarmy.mahaforest.gov.in has been developed for registration of individuals and organizations as member of Green Army. I am happy to say that up-till now around 60 lakh members have been registered and we hope we could cross the 1Crore membership in near Future.

For maintaining the transparency, accountability and credibility, all the data relating to site selection for plantation with Geo-Tagging, development of Nurseries, digging of pits, availability of manpower, actual plantation and survival of the trees planted etc. is uploaded on the Digital Platform of Forest Department so that people can access the data at any given point of time. This has helped to build confidence amongst the people and their ever increasing participation in the plantation programme.

For the registration of plantation by the individuals, private NGOs and other stakeholders of society the mobile application called "My Plants" has been developed. Similarly, the programs like "Saplings at the Door Step", "Digital visibility on social media", "publicity campaign" are being implemented for greater public participation.

In Marathwada region of the State having low forest cover, a dedicated "Eco-Battalion" has been established at Aurangabad for tree plantation and its protection under the Defense Ministry of GIO considering establishing two more companies of this force at Beed & Latur.

The Forest Department is trying its level its level best to increase the Forest and Tree cover in the State by various innovative ideas by involvement of people in the plantation & its protection especially on Non-Forest areas as forest area is limited. Massive tree plantation program in urban &

rural areas under the scheme "Nurturing Trees is Worshiping Nature" has been launched by the Govt. in line with Ranmala Village in Khed Taluka of Pune District.

The Tree based Agriculture under Mahatma Gandhi National rural Employment Guarantee Scheme (MG-NREGS) Kanya Van Samruddhi Yojana, Bhausaheb Phundkar Horticulture Plantation Programme in co-ordination with Agriculture Department, Sericulture Plantation in coordination with Textile Department, Riverside Plantation are some of scheme initiated for increasing green cover in the Non- Forest areas.

- Status report on Forest for 2017 at all India level has been published by "Forest survey of India" in February 2018 vis-a-vis status of forest & related sectors in 2015. As far as Maharashtra is concerned the findings are as follows:
- Tree cover on non-forest area has increased by 273Km.sq – Maharashtra is a leading state
- Mangrove cover has increased by 82Km.sq - Maharashtra is a leading state
- Water bodies in forest areas has gone up by 432 km.sq – Maharashtra is having higher rank
- Increase in the bamboo plantation area by 4462 km.sq – Eventually Maharashtra is placed highest in the country

1.13 Plan for Restoration of Water Quality

Table 13 Time Bound action plan to improve water quality for Bindusara River

Sr. No.	Target/Action Plan Expected	Agency / Organization	Duration
1	Provide STP for treatment of sewage generation from Beed city to avoid contamination of River	Beed Municipal Council	1.5 Years
2	Provide MSW treatment Facility in the city located on the bank of river to avoid contamination of River	Beed Municipal Council	1.5 Years
3	To stop bathing in river water & open defecation at bank of river. proper disposal of human excreta and sewage	Local Body & Police Department.	3 Months
4	Common toilets should be constructed in all areas to be covered. Stop open defecation and awareness program should be conducted in these areas	Beed Municipal Council	3 Months

1.14 Proposed plans for maintaining e-flow

River flows only in Monsoon season & whenever dam water is released. The amount water released from dam is such that, will not over flow form next weir at the downstream.

MPCB states that there is no industry located on the bank of river.

Recommendations

1. Provision of Sewage treatment system so as to stop entering of untreated domestic sewage into the river.
2. All domestic sewage should be properly treated and its entry into river water should be prevented. The treatment can be carried out as follows:
 - a. For towns and cities (Population more than 10000) – underground drainage system (100%) can be developed.
3. Total sewerage generated from Beed Municipal council area shall stop from passing in to the Bindusara River.
4. Underground drainage system should be done in all areas (100%) for waste water.
5. Wastewater Treatment Plants should be constructed and operated calculating future population growth and to be constructed in capacity and operated.
6. Clean-up of nallah which ultimately meets river Bindusara carrying untreated domestic sewage.
7. All hospitals or groups should start treatment plants for domestic and solid waste.
8. Municipal Council should be alert from biomedical solid waste, should not be mixed with domestic waste or wastewater.
9. Wastewater generated from other business like River bank service stations, Slaughter house, Meat & Fish market, Hotels, mess, lorries etc. likewise types of business more or less wastewater generated shall be collected & treated at the source itself.
10. Compulsory application of water meter for consecutive use & installation online monitoring systems
11. Installation of online monitoring system for water quality & GIS platform for creating & maintaining database.
12. Encroachments, depositions, reclamation, constructions or any kind of development should be strictly prohibited on the banks or in the beds of streams, nallas and rivers up to minimum of 9 m distance from high flood line.
13. All the sewerage generated from the locality shall be collected by closed pipeline and after proper treatment shall be used for irrigation in the nearby area.
14. Plantation needs to be undertaken on the banks of rivers to avoid outflanking of banks and to maintain the river course and awareness program nearby river should be held.

Table 14 Timelines for Implementation of Restoration Plan

Activities/Year	2017	2018	2019	2020	2021	2022
Reconnaissance Survey						
Water Quality Sampling						
Preparation of Action Plan						
Propose and Execution (Setting up of STPs & MSW system)						
Augmentation of River Flow if any and restoration of water quality						