

# **REPORT ON AMBIENT NOISE MONITORING DURING GANESH FESTIVAL 2018**

## **MAHARASHTRA**



**Maharashtra Pollution Control Board**

Kalptaru Point, Sion East, Mumbai - 400022

**September, 2018**

# Foreword

# Index

<b>Abbreviations:</b> .....	<b>5</b>
<b>Introduction:</b> .....	<b>6</b>
<b>A Review of Noise Descriptors</b> .....	<b>6</b>
<b>Scope of Work</b> .....	<b>7</b>
<b>Result:</b> .....	<b>8</b>
1. Mumbai .....	9
2. Navi Mumbai .....	10
3. Thane .....	11
4. Pune .....	13
5. Nashik.....	14
6. Aurangabad .....	16
7. Nagpur.....	17
8. Kalyan.....	18
9. Amaravati.....	19
10.Jalgaon .....	20
11.Kolhapur.....	21
12.Sangli .....	22
13.Mira-Bhayander .....	23
14.Vasai-virar .....	24
15.Ulhasnagar .....	25
16.Bhiwandi-Nizampur .....	26
17.Chandrapur.....	27
18.Nanded-Waghala .....	28
19.Ahmednagar .....	29
20.Dhule .....	30
21.Malegaon .....	31
22.Pimpri-Chinchwad .....	32

## Maharashtra Pollution Control Board Report on Ambient Noise Monitoring During Ganesh Festival 2018

23. Parbhani .....	33
24. Latur .....	34
25. Akola .....	35
26. Solapur .....	36
27. Panvel .....	37
<b>Comparative Study of Noise levels.....</b>	<b>38</b>
<b>Conclusion .....</b>	<b>41</b>
<b>Definitions .....</b>	<b>42</b>
<b>Photographs .....</b>	<b>43</b>
Annexure I - Detailed list of locations.....	49
Annexure II - Noise Pollution (R&C) Rules, 2000 amendment dtd. 21 <sup>st</sup> April 2009.....	55
Annexure III - Hourly Noise Levels on 13 <sup>th</sup> , 14 <sup>th</sup> , 17 <sup>th</sup> , 19 <sup>th</sup> & 23 <sup>rd</sup> September 2018 during Ganesh Festival at different locations in Maharashtra .....	57
Annexure IV - Noise Levels during Ganesh Festival for last 2 years in different cities of Maharashtra .....	59
Annexure V – Map of all 27 Municipal Corporation with respective location spotted ...	61



## **Abbreviations:**

CPCB	Central Pollution Control Board
dB	Decibel
dB(A)	Decibels with "A" weighting
EPA	Environmental Protection Act, 1986
Hz	Hertz
MPCB	Maharashtra Pollution Control Board
KHz	Kilo Hertz
$L_{Aeq}$	Equivalent continuous A-weighted sound pressure level (dB)
$L_{max}$	Maximum sound pressure level (dB)
$L_{min}$	Minimum sound pressure level (dB)
SPL	Sound Pressure Level

## Introduction:

Ganesh Chaturthi is one of the most celebrated festivals in India. People wait for this festival eagerly. It is celebrated in various states of the country however in Maharashtra it is celebrated in a grand way. It is a most important festival of Hindus which devotees celebrate every year with great preparations and enthusiasm. According to the Hindu Mythology, Ganesh Chaturthi is celebrated annually on the birthday of the Lord Ganesha. Lord Ganesha is known as Vighana Harta means remover of all obstacles for devotees and Vighana Karta means creator of problems for devil.

Ganesh Chaturthi is 11 days long Hindu festival which starts on the Chaturthi with statue installation in the home or temple and ends on Anant Chaturdashi with Ganesha Visarjan. Devotees of Lord Ganesha offer prayer, offerings (especially Modak), sing devotional songs, recite mantra, do aarti and seek his blessings of wisdom and prosperity. It is celebrated separately by the families or group of people in the Pandals or temples or community. Ganesh Visarjan (means idol immersion into water) is a special and most important part of the puja. Ganesh idol are mostly made of Plaster of Paris (PoP) which takes several months to totally dissolve Ganesh Idols in water and creates pollution.

While celebrating Ganesh Festival people generally ignore environmental impact of pollution on Air, Water, Noise, solid Waste, etc caused by various activities performed in puja. During this festival, fireworks and crackers are used in abundance by the devotees for expressing their happiness. This leads to Air pollution, as harmful gases and toxic substances like Barium, Cadmium, Sodium, Mercury, Nitrate and Nitrite are released into atmosphere and repairable suspended particulate matter (RSPM) level goes high in this season as small particles are released into the environment by these fire crackers. Traffic congestion also takes place due to the crowds of Ganesh visarjan which in turn increases air pollutants, which are released into the atmosphere by vehicles. Colors used in decoration of idols contain harmful chemicals containing mercury, lead which leaks into water as idol dissolves. It increases acid content, Total Dissolved solids (TDS) and Heavy metals in water. It kills aquatic plants and marine life, damaging ecosystem under water. Along with Ganesh idols people dump other accessories like thermocol, plastics, etc. as well adding to the level of water pollution. Devotees celebrate the prestigious festival with all possible means of loud music like listening to bhajjans, kirtans and songs using massive speakers. During Anant Chaturdashi, which is the final day of the auspicious Ganesh festival, we witness heavy traffic on the roads, which leads to an increase in Air (particles from vehicles) and Noise (excessive honking) pollution.

Maharashtra Pollution Control Board has been carrying out study of the ambient noise levels in the state of Maharashtra during the period of Ganesh Festival for more than 10 years as a continuous process. Noise monitoring was carried out at 132 locations from 27 Municipal Corporation of Maharashtra for 5 days period during Ganesh Festival i.e. on 13<sup>th</sup>, 14<sup>th</sup>, 17<sup>th</sup>, 19<sup>th</sup> & 23<sup>rd</sup> September 2018 from 6 PM to 12 AM for each location which comprise of residential, commercial and silence zone.

## A Review of Noise Descriptors

Sound is usually made up of a wide range of different frequencies. The spread of sound energy across the audible frequency "spectrum" (about 20Hz – 20kHz) is one factor that helps to make it identifiable to the human ear. The human ear is a very sensitive system with an extensive dynamic range. To accommodate this very large range, sound levels are measured using the **decibel (dB) scale**.

A sound level meter theoretically has a flat response, in other words it responds exactly the same at different frequencies. Unlike a sound level meter, the human ear responds differently at different frequencies, so a weighting, or filter, can be used so that the meter responds more like the human ear. The most commonly used weighting is referred to as the '**A**' weighting and readings are usually measured in dBA. The "**sound**

**pressure level"** (SPL) is twenty times the logarithm to the base 10 of the ratio of the effective pressure (p) of a sound to the reference pressure (Pr) of 20  $\mu$ Pa. Thus the sound pressure level in dB =  $20 \log_{10} P/Pr$ .

In most cases, the sound and noise we hear are not steady. Apart from variation in tones, the magnitude or the sound pressure level of a sound or noise changes with time. The equivalent continuous noise level (Leq) is the sound pressure level of a steady sound that has, over a given period, the same energy as a fluctuating sound in question.

The sound level limits specified by CPCB, represent the general limitation on noise produced by noise sources. Some noises, however, are annoying no matter where or in what kind of environment they exist. High level impulsive noises represent a special category and, consequently, are restricted by an absolute limitation.

The Central Pollution Control Board (CPCB) constituted a National Committee of Experts on Noise Pollution Control. The Committee recommended noise standards for ambient air and for automobiles, domestic appliances and construction equipment, which were later notified under The Environment (Protection) Act, 1986 as given below:

**Table 2.1: Standards of Noise Levels under EPA (1986): Noise Pollution (Regulation & Control) Rules, 2000**

Area Code	Category of Area	Limits in dB(A) Leq	
		Day time	Night time
A	Industrial area	75	70
B	Commercial area	65	55
C	Residential Area	55	45
D	Silence Zone	50	40

**Note:**

1. Day time is reckoned from 6 A.M. To 10 P.M.
2. Night time is reckoned in from 10 P.M. and 6 A.M.
3. Silence zone is referred as areas within 100 meters around premises such as hospitals, educational institutions and courts. The Silence zones are to be declared by the Competent Authority.
4. Use of vehicular horns, loudspeakers and bursting of crackers shall be banned in these zones.
5. Mixed categories of areas should be declared as one of the four above mentioned categories by the Competent Authority and the corresponding standards shall apply.

State GR / Notification: Implementation Authority for Noise Rules in Maharashtra is enclosed at **Annexure - II**

## **Scope of Work**

The Scope of Work consisted of the following:

The ambient noise monitoring was carried out during the period of Ganesh Festivals for 132 locations which is covered under 27 Municipal Corporation all over Maharashtra. The monitoring was carried out for 5 days considering the noise that generate during the festival. Six hours noise monitoring was carried out from 6 PM to 12 AM on 13<sup>th</sup>, 14<sup>th</sup>,

17<sup>th</sup>, 19<sup>th</sup> & 23<sup>rd</sup> September 2018. The noise monitoring was carried out using calibrated Sound Level Meters (Type II) kept at the fast response mode keeping in view the quickly changing nature of noise levels, and using 'A' filter.

The details of number noise monitoring locations in different Municipal Corporation all over Maharashtra as provided in **Table 3.1** below:

**Table 3.1: Noise Monitoring Locations in Maharashtra during Ganesh Festival: 2018.**

Sr.	Municipal Corporation	Number of locations
1.	Mumbai	25
2.	Navi Mumbai	05
3.	Thane	08
4.	Pune	18
5.	Nashik	05
6.	Aurangabad	05
7.	Nagpur	05
8.	Kalyan	03
9.	Amravati	03
10.	Jalgaon	03
11.	Kolhapur	03
12.	Sangli	03
13.	Mira – Bhyander	03
14.	Vasai – Virar	03
15.	Ulhas nagar	03
16.	Bhiwandi – Nizampur	03
17.	Chandrapur	03
18.	Nanded – Waghala	03
19.	Ahmednagar	03
20.	Dhule	03
21.	Malegaon	03
22.	Pimpri – Chinchwad	03
23.	Parbhani	03
24.	Latur	03
25.	Akola	03
26.	Solapur	04
27.	Panvel	03
<b>Total No. of stations</b>		<b>132</b>

The detailed list of locations is given in **Annexure I**.

### **Result:**

Hourly Noise Levels on 13<sup>th</sup>, 14<sup>th</sup>, 17<sup>th</sup>, 19<sup>th</sup> & 23<sup>rd</sup> September 2018 during Ganesh Festival at different locations in Maharashtra is given in **Annexure III**. The equivalent steady sound level of a noise energy-averaged over time was calculated represented as  $L_{eq}$  based on which the impact of noise created during the festival is measured. The formula for calculating  $L_{eq}$  is as given below:

$$L_{eq,T} = 10 \log \left( 1 / n \sum_{i=1}^n 10^{\frac{L_i}{10}} \right)$$

Where,  $L_i$  = levels observed at n equally spaced times during interval T.

In the present study, hourly and day wise  $L_{eq}$  has been calculated to compare the results obtained from various locations.

## **1. Mumbai**

In Mumbai a total of 25 locations were monitored. The highest noise level in the 5 days monitored was observed at Juhu Chowpati on 23<sup>rd</sup> September 2018 and the main reason of increase in noise was because Juhu Chowpati was one of the main visarjan location and noise level was about 103.8 dB(A).

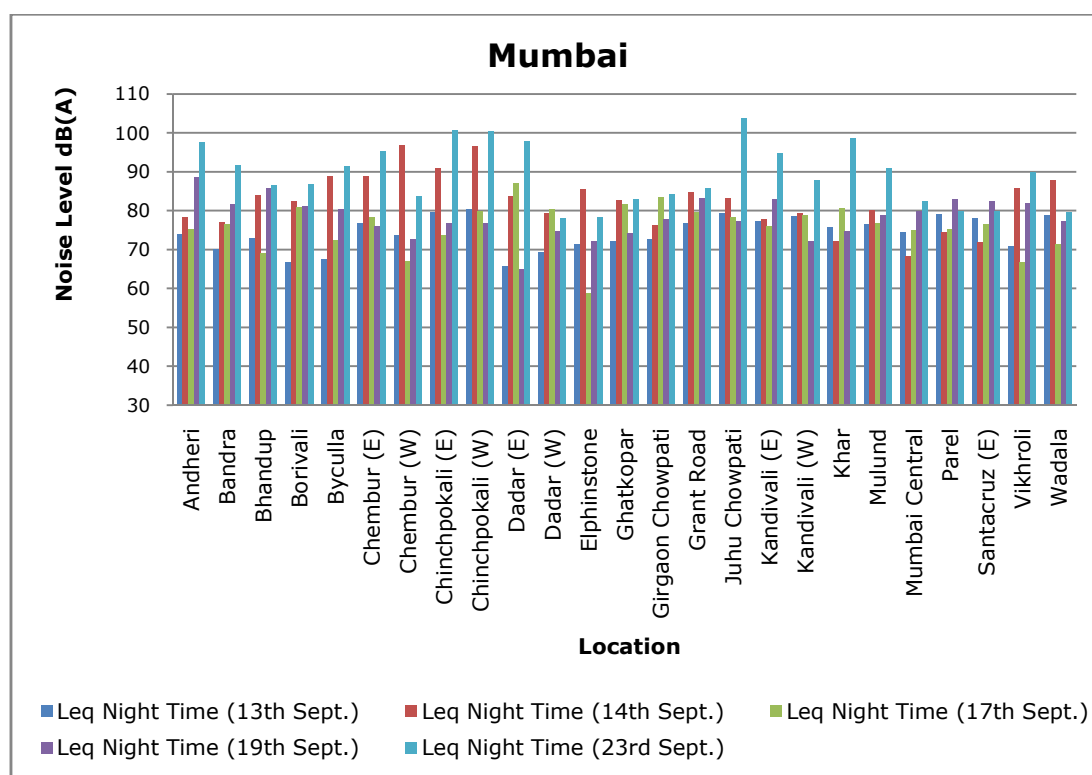
On 13<sup>th</sup>, 14<sup>th</sup>, 17<sup>th</sup>, 19<sup>th</sup> September the highest noise level was observed at Chinchpokali west, Chembur West, Dadar East and Andheri with 80.3 dB(A), 96.8 dB(A) 86.9 dB(A) and 88.6 dB(A), respectively

**Table 4.1: Equivalent Continuous ( $L_{eq}$ ) dB(A) Noise Levels in Mumbai**

<b>Location</b>	<b><math>L_{eq}</math> Night Time (13<sup>th</sup> Sept.)</b>	<b><math>L_{eq}</math> Night Time (14<sup>th</sup> Sept.)</b>	<b><math>L_{eq}</math> Night Time (17<sup>th</sup> Sept.)</b>	<b><math>L_{eq}</math> Night Time (19<sup>th</sup> Sept.)</b>	<b><math>L_{eq}</math> Night Time (23<sup>rd</sup> Sept.)</b>
Andheri	74.0	78.3	75.1	88.6	97.5
Bandra	70.1	76.9	76.4	81.7	91.6
Bhandup	72.9	83.9	69.1	85.7	86.5
Borivali	66.7	82.3	80.8	81.1	86.7
Byculla	67.6	88.9	72.3	80.4	91.3
Chembur (E)	76.6	88.9	78.2	75.9	95.2
Chembur (W)	73.6	96.8	67.0	72.5	83.6
Chinchpokali (E)	79.5	90.8	73.6	76.6	100.6
Chinchpokali (W)	80.3	96.5	79.9	76.6	100.3
Dadar (E)	65.6	83.7	86.9	64.8	97.7
Dadar (W)	69.4	79.4	80.4	74.6	78.1
Elphinstone	71.3	85.5	58.7	72.0	78.3
Ghatkopar	72.1	82.7	81.6	74.1	82.9
Girgaon Chowpati	72.5	76.3	83.3	77.7	84.1
Grant Road	76.6	84.6	79.7	83.2	85.8
Juhu Chowpati	79.3	83.2	78.4	77.1	103.8
Kandivali (E)	77.2	77.9	75.9	83.0	94.7
Kandivali (W)	78.6	79.3	78.7	72.2	87.9

<b>Location</b>	<b>L<sub>eq</sub> Night Time (13<sup>th</sup> Sept.)</b>	<b>L<sub>eq</sub> Night Time (14<sup>th</sup> Sept.)</b>	<b>L<sub>eq</sub> Night Time (17<sup>th</sup> Sept.)</b>	<b>L<sub>eq</sub> Night Time (19<sup>th</sup> Sept.)</b>	<b>L<sub>eq</sub> Night Time (23<sup>rd</sup> Sept.)</b>
Khar	75.8	72.0	80.6	74.6	98.7
Mulund	76.4	80.2	76.7	78.7	90.9
Mumbai Central	74.3	68.3	74.9	79.9	82.4
Parel	79.0	74.4	75.2	82.8	79.9
Santacruz (E)	78.0	71.9	76.4	82.5	79.8
Vikhroli	70.8	85.8	66.8	81.9	89.9
Wadala	78.8	87.9	71.3	77.4	79.5

**Chart 4.1: Noise levels during Ganesh festival in Mumbai**



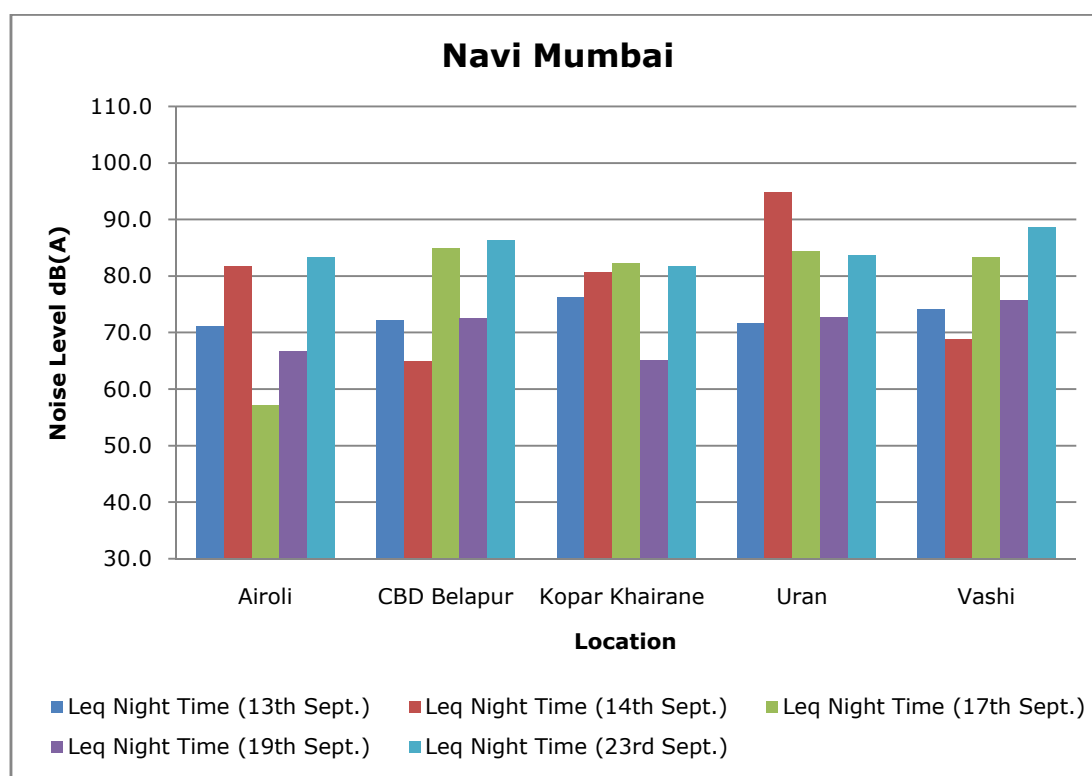
## 2. Navi Mumbai

On 13<sup>th</sup> September, Kopar Khairane - Sector-10 had the highest level of noise with 76.2 dB(A). On 14<sup>th</sup> September, Uran - Ganpati Chowk had the highest level of noise with 94.8 dB(A). On 17<sup>th</sup> September, CBD Belapur with 84.9 dB(A) had the highest noise level. On 19<sup>th</sup> and 23<sup>rd</sup> September, Airoli had the highest noise level with 75.7 dB(A) and 88.6 dB(A) respectively.

**Table 4.2: Equivalent Continuous ( $L_{eq}$ ) dB(A) Noise Levels in Navi Mumbai**

Location	$L_{eq}$ Night Time (13 <sup>th</sup> Sept.)	$L_{eq}$ Night Time (14 <sup>th</sup> Sept.)	$L_{eq}$ Night Time (17 <sup>th</sup> Sept.)	$L_{eq}$ Night Time (19 <sup>th</sup> Sept.)	$L_{eq}$ Night Time (23 <sup>rd</sup> Sept.)
Airoli	71.1	81.8	57.2	66.7	83.4
CBD Belapur	72.2	64.9	84.9	72.5	86.4
Kopar Khairane	76.2	80.7	82.3	65.1	81.8
Uran	71.7	94.8	84.4	72.7	83.7
Vashi	74.2	68.8	83.3	75.7	88.6

**Chart 4.2: Noise levels during Ganesh festival in Navi Mumbai**



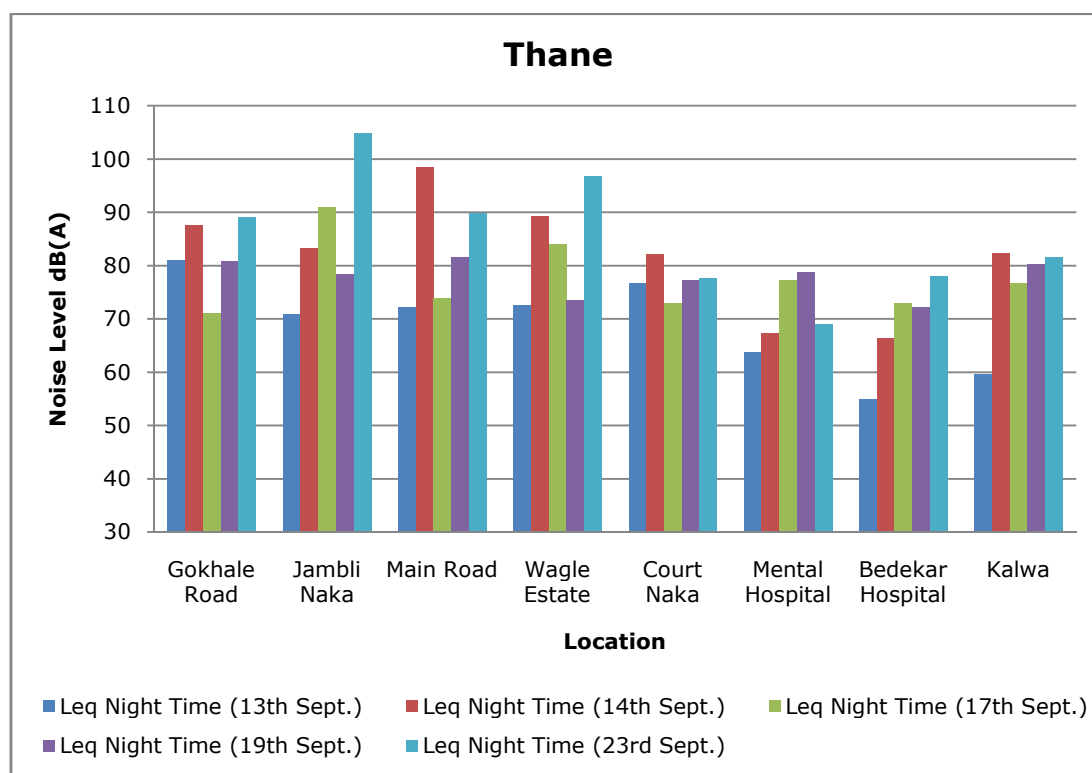
### 3. Thane

On 13<sup>th</sup> September, Gokhale Roadhad the highest level of noise with 80.9 dB(A). On 14<sup>th</sup> and 19<sup>th</sup> September, Gaondevi Mandir, Naupada had the highest noise level with 98.5 dB(A) and 81.6 dB(A) respectively and on 17<sup>th</sup> and 23<sup>rd</sup> September, Jambli Naka had the highest noise level with 90.9 dB(A) and 104.7 dB(A).

**Table 4.3: Equivalent Continuous ( $L_{eq}$ ) dB(A) Noise Levels in Thane**

<b>Location</b>	<b><math>L_{eq}</math> Night Time (13<sup>th</sup> Sept.)</b>	<b><math>L_{eq}</math> Night Time (14<sup>th</sup> Sept.)</b>	<b><math>L_{eq}</math> Night Time (17<sup>th</sup> Sept.)</b>	<b><math>L_{eq}</math> Night Time (19<sup>th</sup> Sept.)</b>	<b><math>L_{eq}</math> Night Time (23<sup>rd</sup> Sept.)</b>
Gokhale Road- Malhar Cinema	80.9	87.6	71.1	80.8	89.1
Jambli Naka- Lake immersion Point	70.8	83.3	90.9	78.4	104.7
Main Road- Gaondevi Mandir, Naupada	72.1	98.5	73.9	81.6	89.8
Wagle Estate- Raila Devi Lake	72.5	89.3	83.9	73.5	96.8
Court Naka	76.6	82.1	72.8	77.2	77.6
Mental Hospital	63.7	67.3	77.2	78.8	69.0
Bedekar Hospital	54.8	66.3	72.9	72.2	77.9
Kalwa- Chatarpati Shivaji Maharaj Hospital	59.5	82.2	76.6	80.2	81.5

**Chart 4.3: Noise levels during Ganesh festival in Thane**





## **4. Pune**

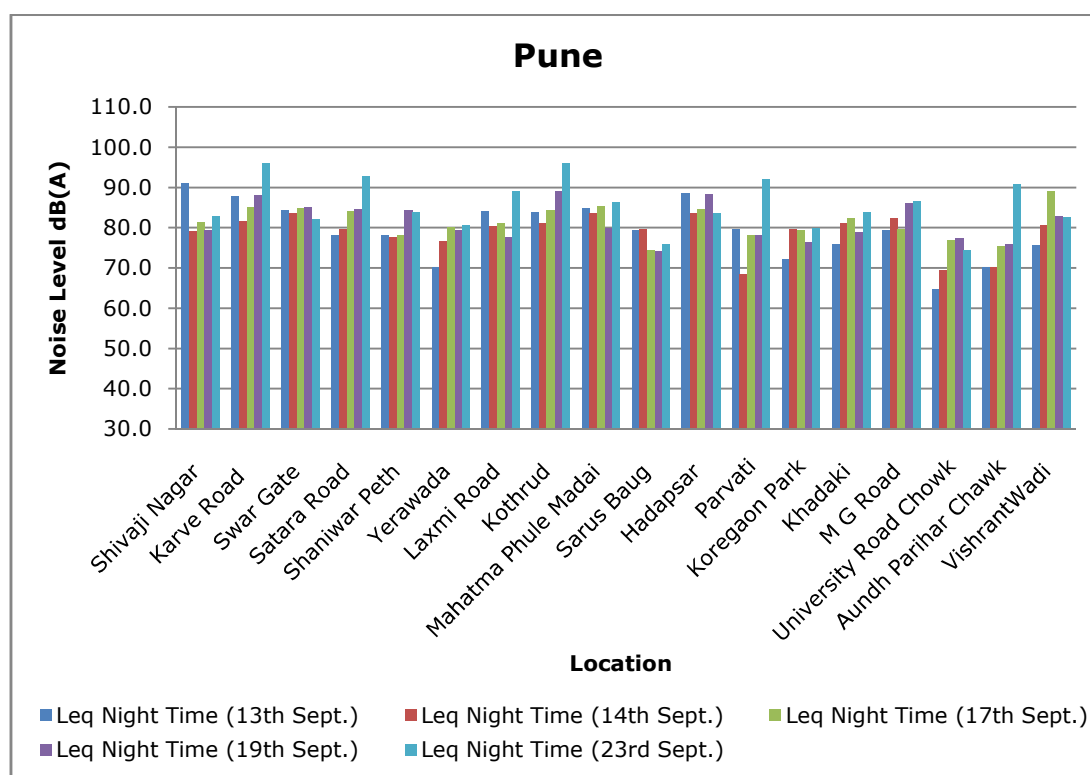
In Pune 18 locations were monitored during the period of Ganesh Festival 2018. On 13<sup>th</sup> September, Shivaji Nagar had the highest level of noise with 91.1 dB(A). On 14<sup>th</sup> September, Mahatma Phule Madai had the highest level of noise with 83.6 dB(A). On 17<sup>th</sup> September, VishrantWadi with 89 dB(A) had the highest noise level. On 19<sup>th</sup> and 23<sup>rd</sup> September, Kothrud (Near Shivaji Putala) had the highest noise level with 89 dB(A) and 95.9 dB(A) respectively.

**Table 4.4: Equivalent Continuous ( $L_{eq}$ ) dB(A) Noise Levels in Pune**

<b>Location</b>	<b><math>L_{eq}</math> Night Time (13<sup>th</sup> Sept.)</b>	<b><math>L_{eq}</math> Night Time (14<sup>th</sup> Sept.)</b>	<b><math>L_{eq}</math> Night Time (17<sup>th</sup> Sept.)</b>	<b><math>L_{eq}</math> Night Time (19<sup>th</sup> Sept.)</b>	<b><math>L_{eq}</math> Night Time (23<sup>rd</sup> Sept.)</b>
Shivaji Nagar (Sakhar Sankul)	91.1	79.0	81.3	79.3	82.9
Karve Road (Nul stop)	87.7	81.5	85.0	88.1	95.8
Swar Gate (Tilak Road)	84.4	83.6	84.9	85.0	81.9
Satara Road (Balaji Nagar)	78.2	79.5	84.1	84.5	92.7
Shaniwar Peth (Shanivar Wada)	78.2	77.6	78.0	84.3	83.8
Yerawada (Near Gunjan Theatre)	70.0	76.7	80.1	79.3	80.5
Laxmi Road (Shagun Chowk)	84.0	80.3	81.2	77.5	89.0
Kothrud (Near Shivaji Putala)	83.7	81.1	84.4	89.0	95.9
Mahatma Phule Madai (Near Mandai)	84.7	83.6	85.2	79.8	86.4
Sarus Baug (Mitra Mandal Chowk)	79.4	79.6	74.4	74.1	75.9
Hadapsar (Near Bhaji Mandai)	88.4	83.4	84.5	88.2	83.6
Parvati	79.5	68.4	78.2	78.0	92.1

<b>Location</b>	<b>L<sub>eq</sub> Night Time (13<sup>th</sup> Sept.)</b>	<b>L<sub>eq</sub> Night Time (14<sup>th</sup> Sept.)</b>	<b>L<sub>eq</sub> Night Time (17<sup>th</sup> Sept.)</b>	<b>L<sub>eq</sub> Night Time (19<sup>th</sup> Sept.)</b>	<b>L<sub>eq</sub> Night Time (23<sup>rd</sup> Sept.)</b>
Koregaon Park	72.1	79.7	79.3	76.3	79.8
Khadaki (Near Bazar)	75.8	81.0	82.4	78.8	83.8
M G Road (Babajan Chowk)	79.3	82.3	79.5	86.0	86.7
University Road Chowk	64.6	69.5	77.0	77.3	74.4
Aundh Parihar Chowk	70.3	70.1	75.4	75.9	90.7
VishrantWadi	75.6	80.6	89.0	82.8	82.5

**Chart 4.4: Noise levels during Ganesh festival in Pune**



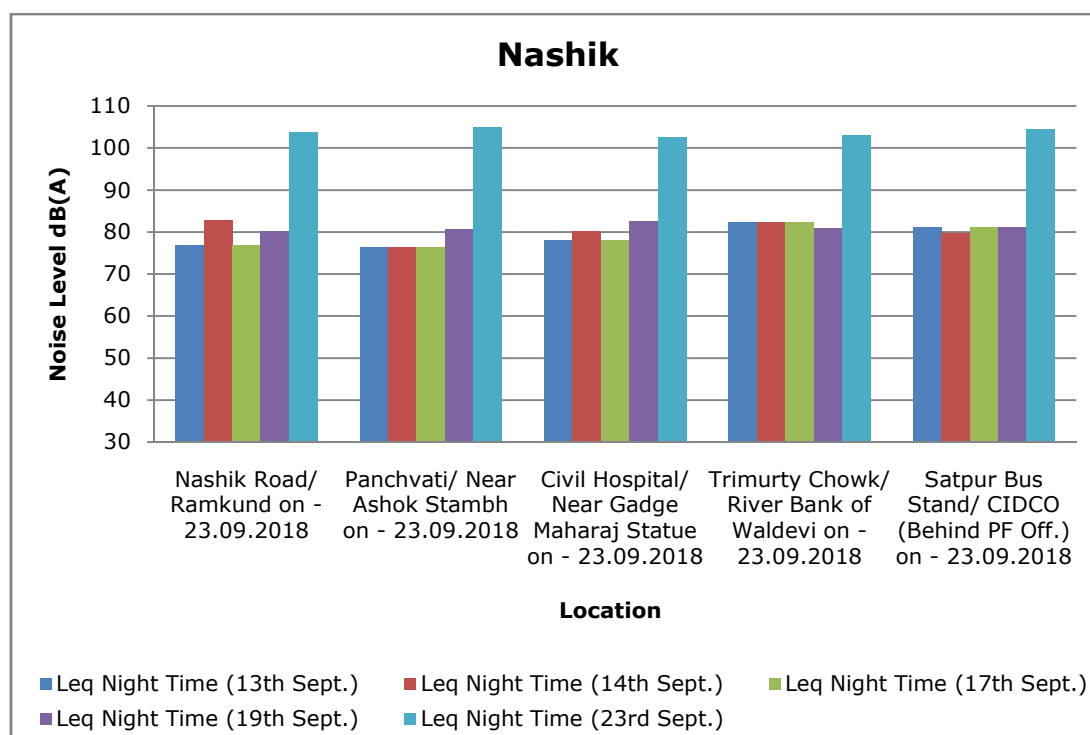
## 5. Nashik

Five locations were monitored in Nashik. The highest noise level on 13<sup>th</sup>, 14<sup>th</sup>, 17<sup>th</sup> and 19<sup>th</sup> was observed at Nashik Road with 76.7 dB(A), 82.8 dB(A), 76.7 dB(A) and 80.2 dB(A) respectively. The noise level on 23<sup>rd</sup> September was observed at Ramkund with 103.6 dB(A).

**Table 4.5: Equivalent Continuous ( $L_{eq}$ ) dB(A) Noise Levels in Nashik**

Location	$L_{eq}$ Night Time (13 <sup>th</sup> Sept.)	$L_{eq}$ Night Time (14 <sup>th</sup> Sept.)	$L_{eq}$ Night Time (17 <sup>th</sup> Sept.)	$L_{eq}$ Night Time (19 <sup>th</sup> Sept.)	$L_{eq}$ Night Time (23 <sup>rd</sup> Sept.)
Nashik Road/ Ramkund on - 23.09.2018	76.7	82.8	76.7	80.2	103.6
Panchvati/ Near Ashok Stambh on - 23.09.2018	76.4	76.4	76.4	80.5	105.0
Civil Hospital/ Near Gadge Maharaj Statue on - 23.09.2018	78.1	80.1	78.1	82.4	102.5
Trimurty Chowk/ River Bank of Waldevi on - 23.09.2018	82.2	82.3	82.2	80.9	103.1
Satpur Bus Stand/ CIDCO (Behind PF Off.) on - 23.09.2018	81.1	79.6	81.1	81.0	104.4

**Chart 4.5: Noise levels during Ganesh festival in Nashik**



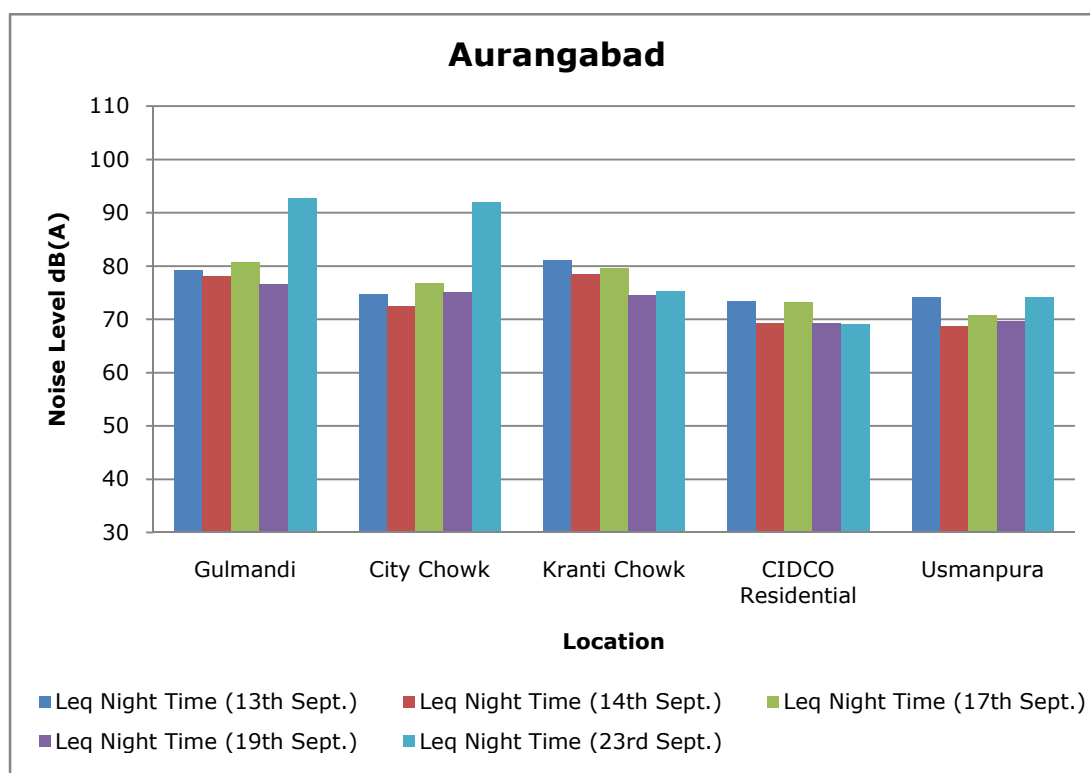
## 6. Aurangabad

At Aurangabad, the highest noise level on 13<sup>th</sup> and 14<sup>th</sup> was observed at Kranti Chowk with 81.2 dB(A) and 78.5 dB(A) respectively. The noise level on 17<sup>th</sup>, 19<sup>th</sup> and 23<sup>rd</sup> September was observed at Gulmandi with 80.8 dB(A) 76.7 dB(A) and 82.7 dB(A) respectively.

**Table 4.6: Equivalent Continuous ( $L_{eq}$ ) dB(A) Noise Levels in Aurangabad**

Location	$L_{eq}$ Night Time (13 <sup>th</sup> Sept.)	$L_{eq}$ Night Time (14 <sup>th</sup> Sept.)	$L_{eq}$ Night Time (17 <sup>th</sup> Sept.)	$L_{eq}$ Night Time (19 <sup>th</sup> Sept.)	$L_{eq}$ Night Time (23 <sup>rd</sup> Sept.)
Gulmandi	79.2	78.1	80.8	76.7	92.7
City Chowk	74.7	72.6	76.8	75.2	92.1
Kranti Chowk	81.2	78.5	79.5	74.6	75.2
CIDCO Residential	73.4	69.4	73.2	69.3	69.1
Usmanpura	74.3	68.7	70.8	69.7	74.3

**Chart 4.6: Noise levels during Ganesh festival in Aurangabad**



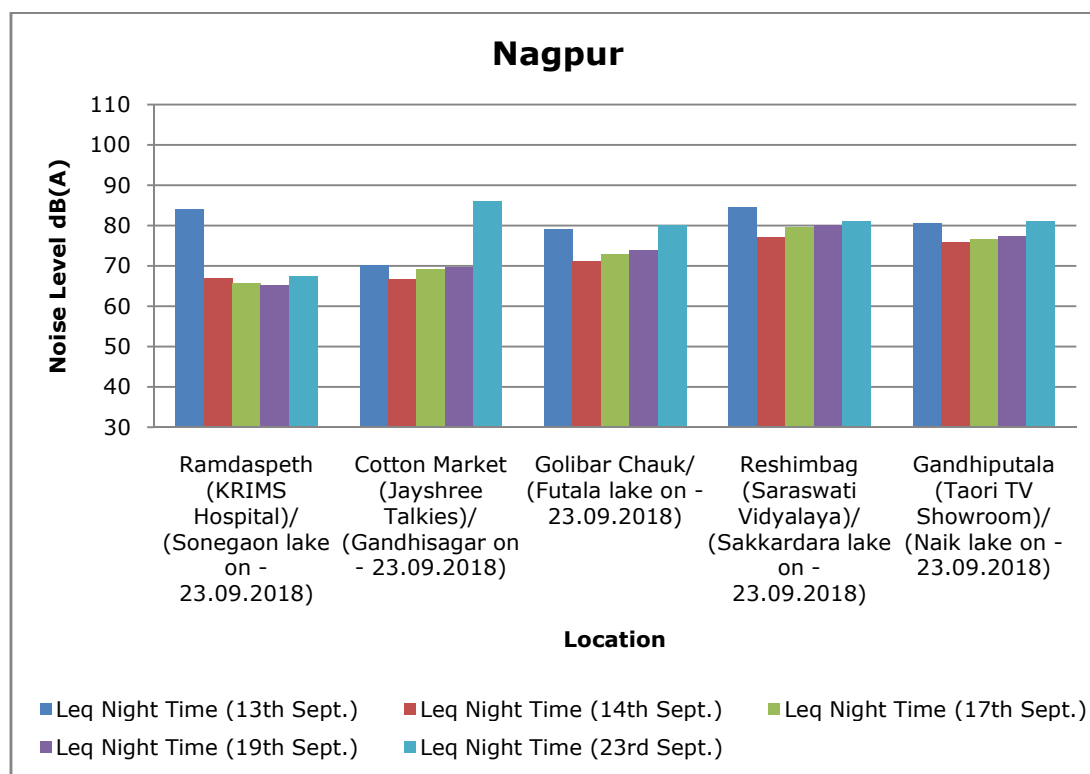
## 7. Nagpur

Five locations were monitored in Nagpur. The highest noise level was observed at Reshimbagon all days of monitoring except on 23<sup>rd</sup> September with 84.5 dB(A), 77 dB(A), 79.5 dB(A) and 80.1 dB(A) on 13<sup>th</sup>, 14<sup>th</sup>, 17<sup>th</sup> and 19<sup>th</sup> September respectively. On 23<sup>rd</sup> September the highest noise level was observed at Gandhisagar with 86 dB(A).

**Table 4.7: Equivalent Continuous ( $L_{eq}$ ) dB(A) Noise Levels in Nagpur**

<b>Location</b>	<b><math>L_{eq}</math> Night Time (13<sup>th</sup> Sept.)</b>	<b><math>L_{eq}</math> Night Time (14<sup>th</sup> Sept.)</b>	<b><math>L_{eq}</math> Night Time (17<sup>th</sup> Sept.)</b>	<b><math>L_{eq}</math> Night Time (19<sup>th</sup> Sept.)</b>	<b><math>L_{eq}</math> Night Time (23<sup>rd</sup> Sept.)</b>
Ramdaspath (KRIMS Hospital)/(Sonegaon lake on - 23.09.2018)	84.1	67.0	65.7	65.2	67.4
Cotton Market (Jayshree Talkies)/ (Gandhisagar on - 23.09.2018)	70.2	66.7	69.3	69.7	86.0
Golibar Chauk/ (Futala lake on - 23.09.2018)	79.1	71.0	72.9	74.0	80.2
Reshimbag (Saraswati Vidyalaya)/ (Sakkardara lake on - 23.09.2018)	84.5	77.0	79.5	80.1	81.2
Gandhiputala (Taori TV Showroom)/ (Naik lake on - 23.09.2018)	80.6	75.9	76.7	77.3	81.2

**Chart 4.7: Noise levels during Ganesh festival in Nagpur**



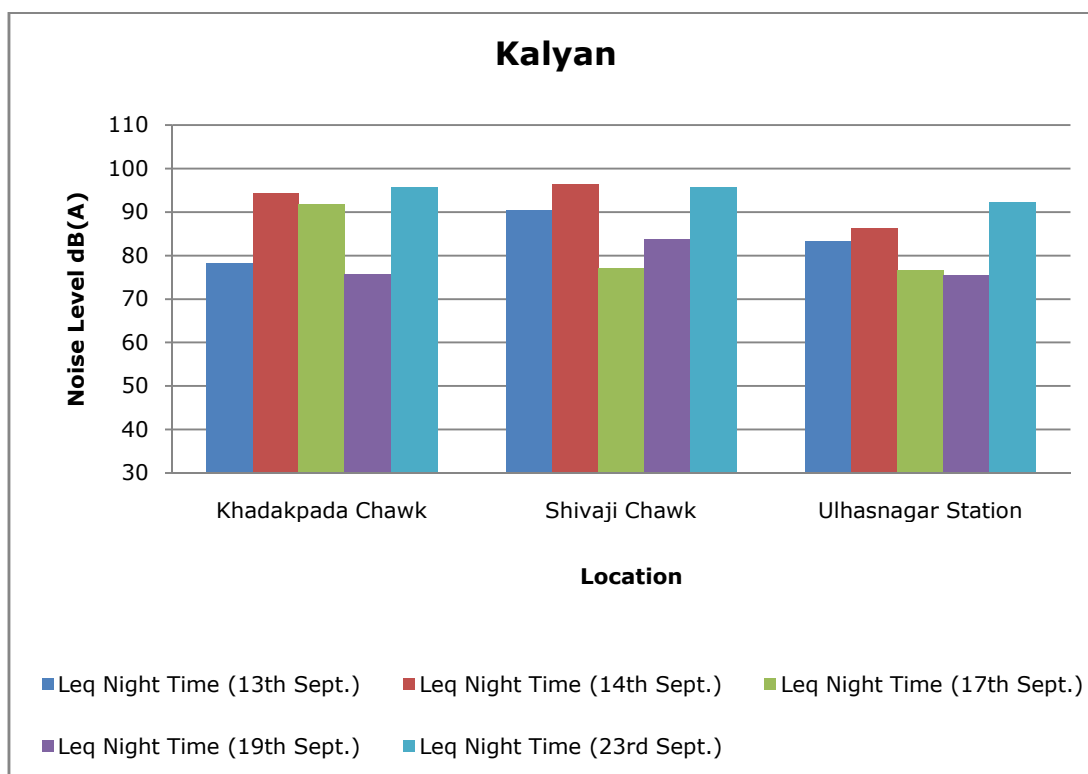
## 8. Kalyan

At Kalyan, the highest noise level was observed at Shivaji Chowk on all days of monitoring except on 17<sup>th</sup> September with 90.4 dB(A), 96.4 dB(A), 83.7 dB(A) and 95.7 dB(A) on 13<sup>th</sup>, 14<sup>th</sup>, 19<sup>th</sup> and 23<sup>rd</sup> September respectively. On 17<sup>th</sup> September the highest noise level was observed at Khadakpada Chowk with 91.8 dB(A).

**Table 4.8: Equivalent Continuous ( $L_{eq}$ ) dB(A) Noise Levels in Kalyan**

Location	$L_{eq}$ Night Time (13 <sup>th</sup> Sept.)	$L_{eq}$ Night Time (14 <sup>th</sup> Sept.)	$L_{eq}$ Night Time (17 <sup>th</sup> Sept.)	$L_{eq}$ Night Time (19 <sup>th</sup> Sept.)	$L_{eq}$ Night Time (23 <sup>rd</sup> Sept.)
Khadakpada Chowk	78.1	94.3	91.8	75.6	95.6
Shivaji Chowk	90.4	96.4	77.0	83.7	95.7
Ulhasnagar Station	83.2	86.3	76.6	75.3	92.1

**Chart 4.8: Noise levels during Ganesh festival in Kalyan**



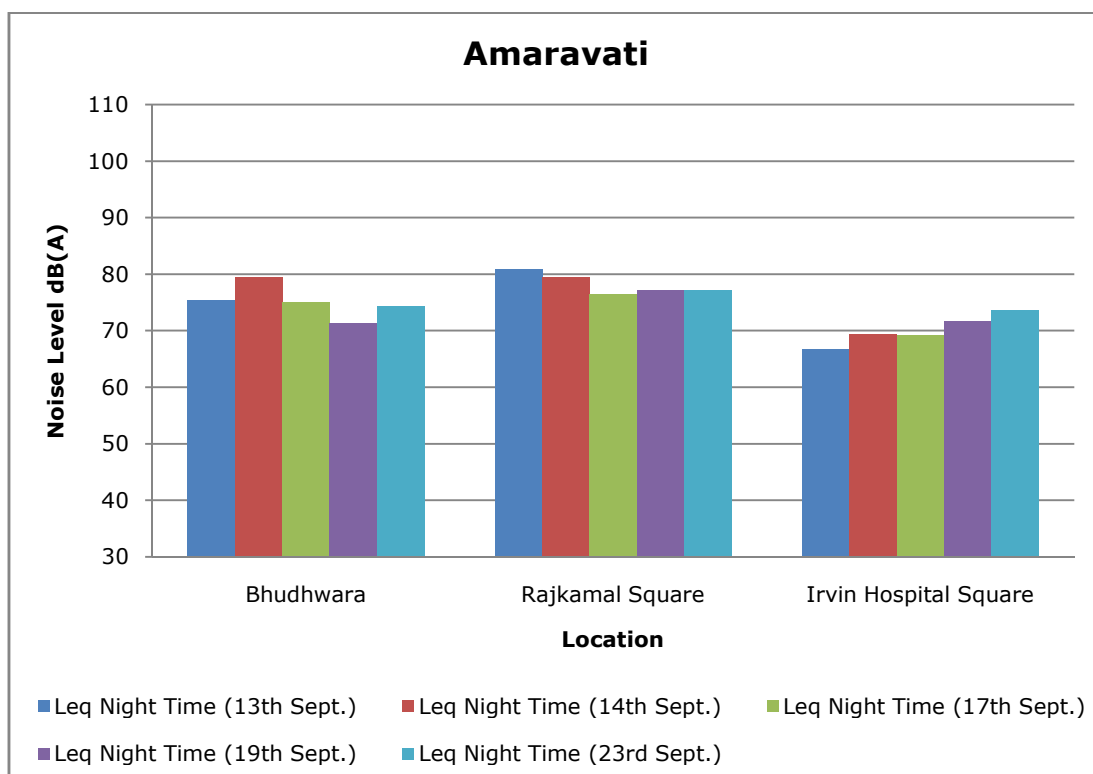
## 9. Amaravati

The highest noise level was observed at Rajkamal Square on all days of monitoring except on 14<sup>th</sup> September with 80.9 dB(A), 76.4 dB(A), 77.1 dB(A) and 77.1 dB(A) on 13<sup>th</sup>, 17<sup>th</sup>, 19<sup>th</sup> and 23<sup>rd</sup> September respectively. On 14<sup>th</sup> September the highest noise level was observed at Bhudhwara with 79.5 dB(A).

**Table 4.9: Equivalent Continuous ( $L_{eq}$ ) dB(A) Noise Levels in Amaravati**

Location	$L_{eq}$ Night Time (13 <sup>th</sup> Sept.)	$L_{eq}$ Night Time (14 <sup>th</sup> Sept.)	$L_{eq}$ Night Time (17 <sup>th</sup> Sept.)	$L_{eq}$ Night Time (19 <sup>th</sup> Sept.)	$L_{eq}$ Night Time (23 <sup>rd</sup> Sept.)
Bhudhwara	75.3	79.5	75.1	71.2	74.3
Rajkamal Square	80.9	79.4	76.4	77.1	77.1
Irvin Hospital Square	66.7	69.3	69.1	71.7	73.6

**Chart 4.9: Noise levels during Ganesh festival in Amaravati**



## 10. Jalgaon

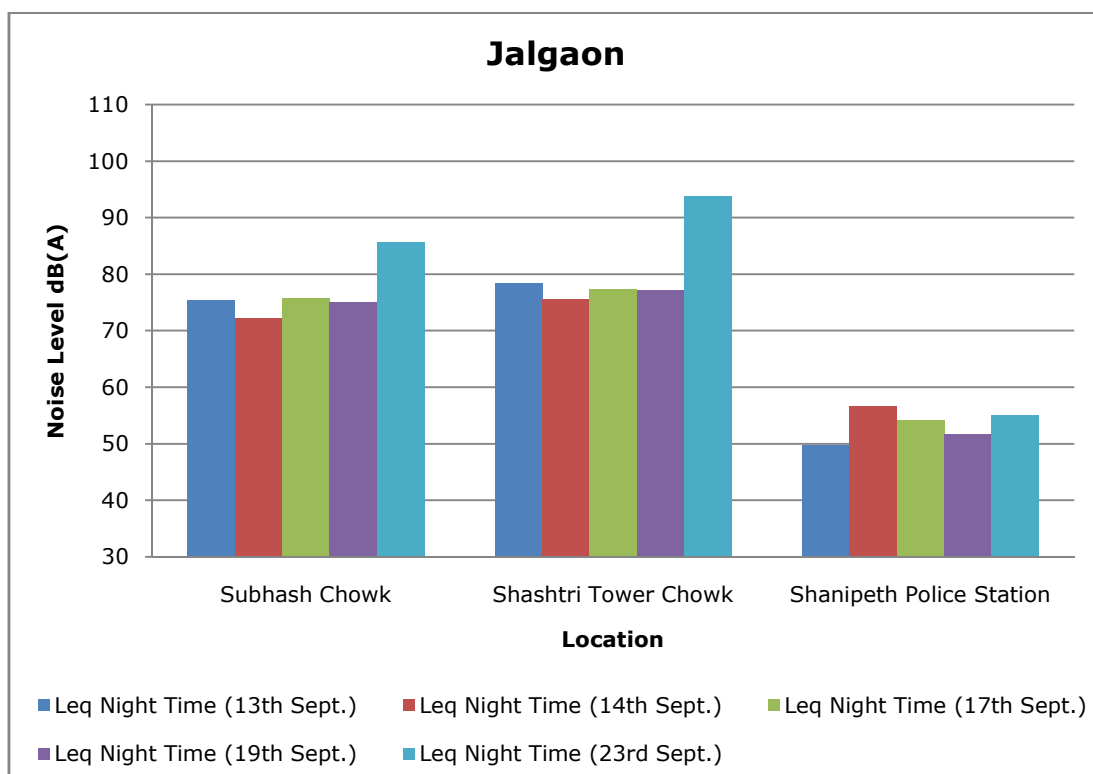
Three locations were monitored in Jalgaon. Shashtri Tower Chowk had the highest noise level on all five days of the noise monitoring during the festival.

**Table 4.10: Equivalent Continuous ( $L_{eq}$ ) dB(A) Noise Levels in Jalgaon**

Location	$L_{eq}$ Night Time (13 <sup>th</sup> Sept.)	$L_{eq}$ Night Time (14 <sup>th</sup> Sept.)	$L_{eq}$ Night Time (17 <sup>th</sup> Sept.)	$L_{eq}$ Night Time (19 <sup>th</sup> Sept.)	$L_{eq}$ Night Time (23 <sup>rd</sup> Sept.)
Subhash Chowk	75.3	72.1	75.7	75.1	85.6
Shashtri Tower Chowk	78.4	75.5	77.4	77.2	93.7
Shanipeth Police Station	49.7	56.6	54.2	51.7	55.1



**Chart 4.10: Noise levels during Ganesh festival in Jalgaon**



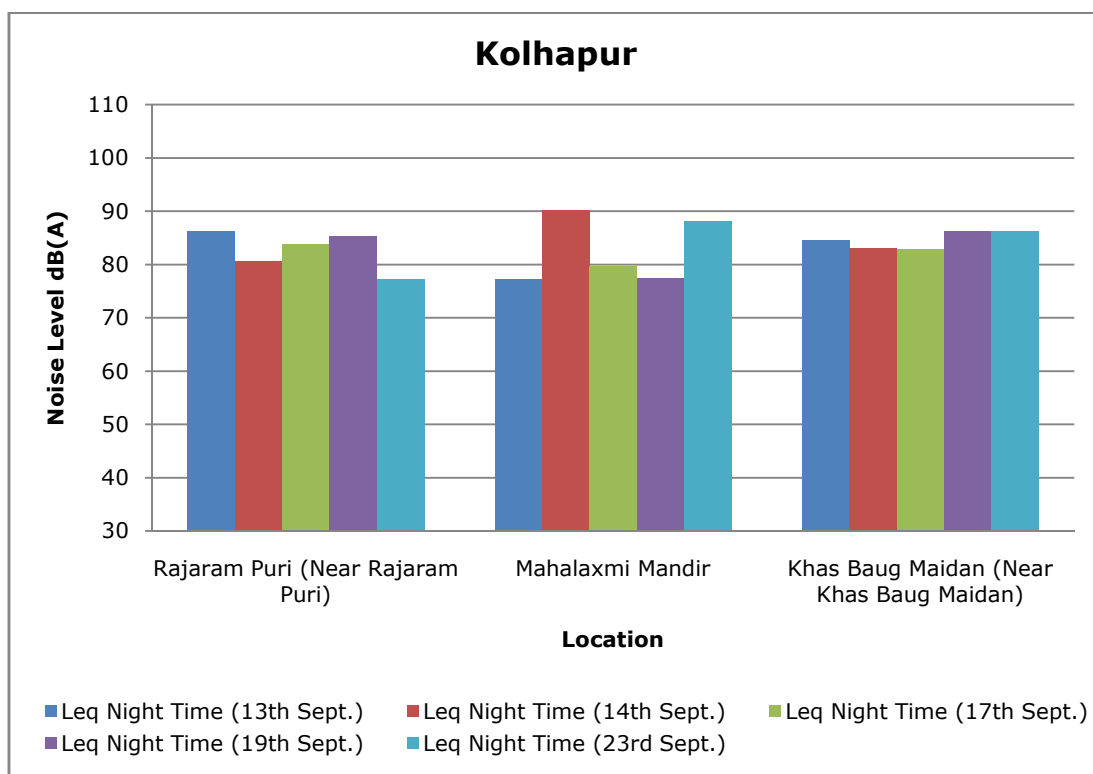
## 11. Kolhapur

Rajaram Puri had the highest noise level on 13<sup>th</sup> and 17<sup>th</sup> September with 86.3 dB(A) and 83.8 dB(A) respectively. Mahalaxmi Mandir had highest noise level on 14<sup>th</sup> and 23<sup>rd</sup> September with 90.1 dB(A) and 88 dB(A) respectively. On 19<sup>th</sup> September the highest noise level was observed at Khas Baug Maidan with 86.3 dB(A).

**Table 4.11: Equivalent Continuous ( $L_{eq}$ ) dB(A) Noise Levels in Kolhapur**

Location	$L_{eq}$ Night Time (13 <sup>th</sup> Sept.)	$L_{eq}$ Night Time (14 <sup>th</sup> Sept.)	$L_{eq}$ Night Time (17 <sup>th</sup> Sept.)	$L_{eq}$ Night Time (19 <sup>th</sup> Sept.)	$L_{eq}$ Night Time (23 <sup>rd</sup> Sept.)
Rajaram Puri (Near Rajaram Puri)	86.3	80.5	83.8	85.2	77.2
Mahalaxmi Mandir	77.3	90.1	79.6	77.4	88.0
Khas Baug Maidan (Near Khas Baug Maidan)	84.5	82.9	82.8	86.3	86.3

**Chart 4.11: Noise levels during Ganesh festival in Kolhapur**

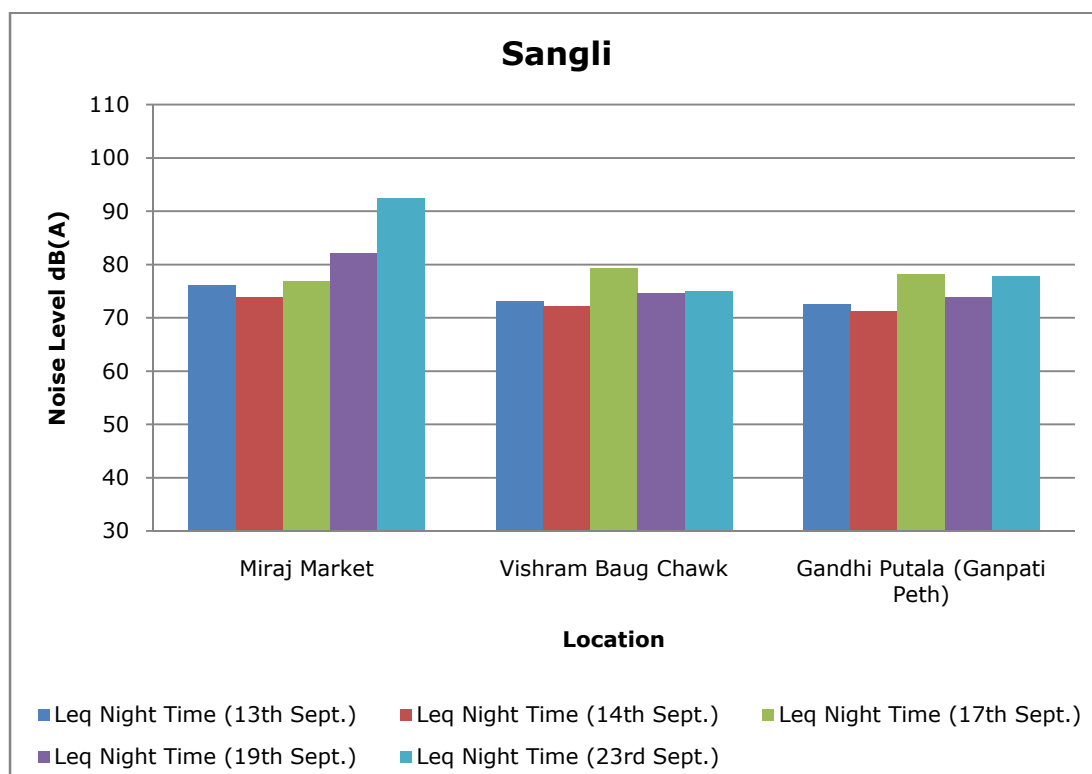


## 12. Sangli

Three locations were monitored in Sangli. The highest noise level was observed at Miraj Market on all days of monitoring except on 17<sup>th</sup> September with 76.1 dB(A), 73.7 dB(A), 82.1 dB(A) and 92.5 dB(A) on 13<sup>th</sup>, 14<sup>th</sup>, 19<sup>th</sup> and 23<sup>rd</sup> September respectively. On 17<sup>th</sup> September the highest noise level was observed at Vishram Baug Chowk with 79.2 dB(A).

**Table 4.12: Equivalent Continuous ( $L_{eq}$ ) dB(A) Noise Levels in Sangli**

Location	$L_{eq}$ Night Time (13 <sup>th</sup> Sept.)	$L_{eq}$ Night Time (14 <sup>th</sup> Sept.)	$L_{eq}$ Night Time (17 <sup>th</sup> Sept.)	$L_{eq}$ Night Time (19 <sup>th</sup> Sept.)	$L_{eq}$ Night Time (23 <sup>rd</sup> Sept.)
Miraj Market	76.1	73.7	76.9	82.1	92.5
Vishram Baug Chawk	73.1	72.1	79.2	74.5	74.9
Gandhi Putala (Ganpati Peth)	72.6	71.2	78.2	73.9	77.8

**Chart 4.12: Noise levels during Ganesh festival in Sangli**


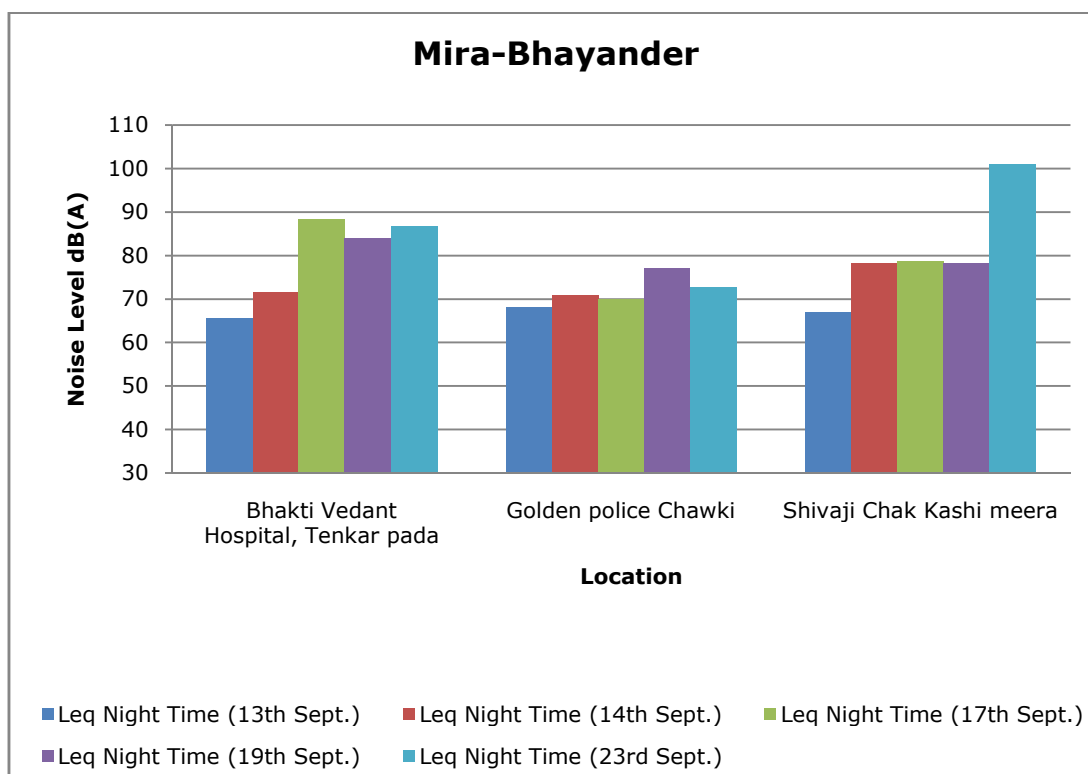
### 13. Mira-Bhayander

Shivaji Chowk Kashi meera had the highest noise level on 14<sup>th</sup> and 23<sup>rd</sup> September with 78.3 dB(A) and 100.9 dB(A) respectively. Bhakti Vedant Hospital had highest noise level on 17<sup>th</sup> and 19<sup>th</sup> September with 88.3 dB(A) and 83.9 dB(A) respectively. On 13<sup>th</sup> September the highest noise level was observed at Golden police Chowki with 68 dB(A).

**Table 4.13: Equivalent Continuous ( $L_{eq}$ ) dB(A) Noise Levels in Mira-Bhayander**

Location	$L_{eq}$ Night Time (13 <sup>th</sup> Sept.)	$L_{eq}$ Night Time (14 <sup>th</sup> Sept.)	$L_{eq}$ Night Time (17 <sup>th</sup> Sept.)	$L_{eq}$ Night Time (19 <sup>th</sup> Sept.)	$L_{eq}$ Night Time (23 <sup>rd</sup> Sept.)
Bhakti Vedant Hospital, Tenkar pada	65.5	71.6	88.3	83.9	86.6
Golden police Chowki	68.0	70.9	69.8	77.0	72.5
Shivaji Chowk Kashi meera	66.9	78.3	78.7	78.3	100.9

**Chart 4.13: Noise levels during Ganesh festival in Mira-Bhayander**



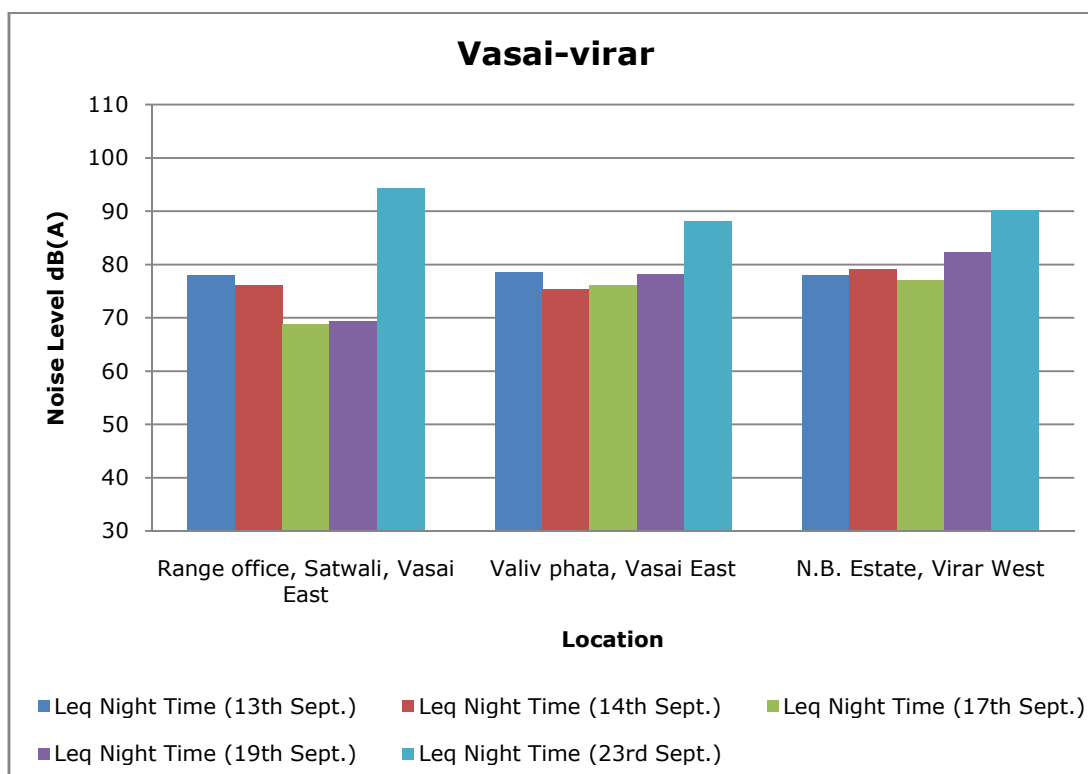
## 14. Vasai-virar

In Vasai-virar, the highest noise level was observed at Kopar N.B. Estate on 14<sup>th</sup>, 17<sup>th</sup> and 19<sup>th</sup> September with 79 dB(A), 77 dB(A) and 82.2 dB(A) respectively. On 13<sup>th</sup> September the noise level was high at Valiv phata with 78.5 dB(A) and on 23<sup>rd</sup> September the highest noise level was near Range office with 94.2 dB(A).

**Table 4.14: Equivalent Continuous ( $L_{eq}$ ) dB(A) Noise Levels in Vasai-Virar**

Location	$L_{eq}$ Night Time (13 <sup>th</sup> Sept.)	$L_{eq}$ Night Time (14 <sup>th</sup> Sept.)	$L_{eq}$ Night Time (17 <sup>th</sup> Sept.)	$L_{eq}$ Night Time (19 <sup>th</sup> Sept.)	$L_{eq}$ Night Time (23 <sup>rd</sup> Sept.)
Range office, Satwali, Vasai East	77.9	76.0	68.8	69.2	94.2
Valiv phata, Vasai East	78.5	75.4	76.0	78.2	88.1
N.B. Estate, Virar West	78.0	79.0	77.0	82.2	90.2

**Chart 4.14: Noise levels during Ganesh festival in Vasai-virar**



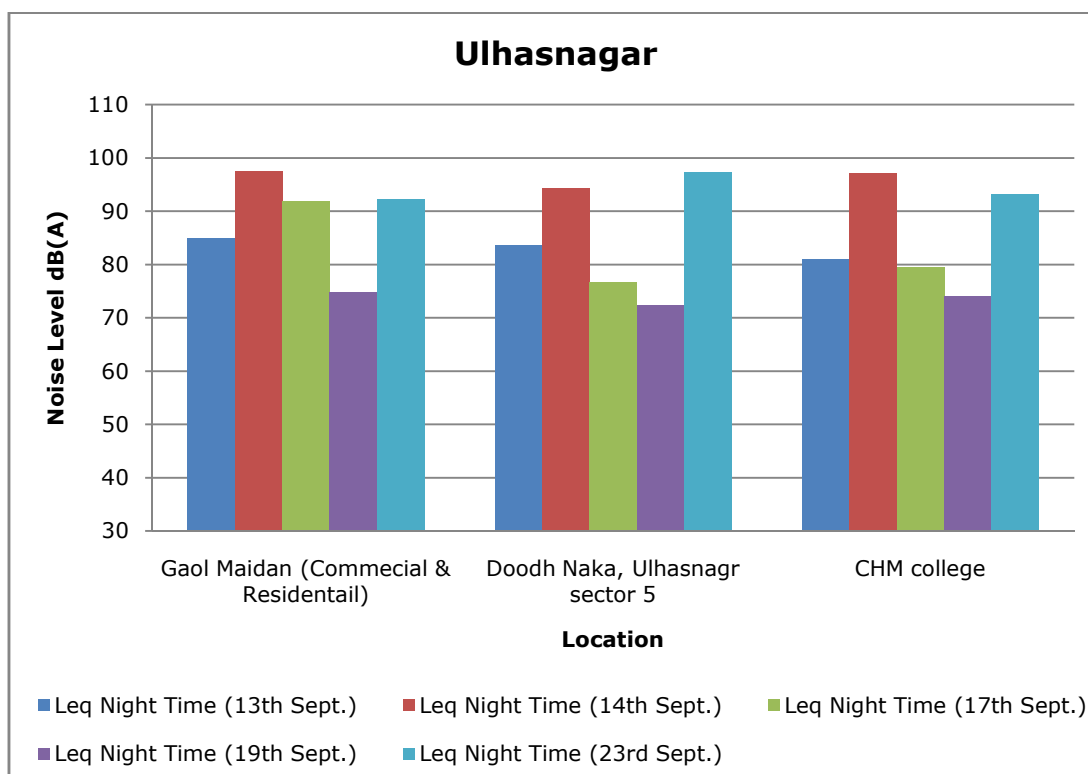
## 15. Ulhasnagar

At Ulhasnagar, 3 locations were monitored out of which highest noise level on 13<sup>th</sup>, 14<sup>th</sup>, 17<sup>th</sup> and 19<sup>th</sup> September was observed at Gaol maidan with 84.9 dB(A), 97.5 dB(A), 91.8 dB(A) and 74.7 dB(A). On 23<sup>rd</sup> September the highest noise level was observed at Doodh Naka with 97.2 dB(A).

**Table 4.15: Equivalent Continuous ( $L_{eq}$ ) dB(A) Noise Levels in Ulhasnagar**

Location	$L_{eq}$ Night Time (13 <sup>th</sup> Sept.)	$L_{eq}$ Night Time (14 <sup>th</sup> Sept.)	$L_{eq}$ Night Time (17 <sup>th</sup> Sept.)	$L_{eq}$ Night Time (19 <sup>th</sup> Sept.)	$L_{eq}$ Night Time (23 <sup>rd</sup> Sept.)
Gaol Maidan (Commecial & Residentail)	84.9	97.5	91.8	74.7	92.2
Doodh Naka, Ulhasnagr sector 5	83.5	94.3	76.6	72.2	97.2
CHM college	80.9	97.1	79.4	74.1	93.1

**Chart 4.15: Noise levels during Ganesh festival in Ulhasnagar**



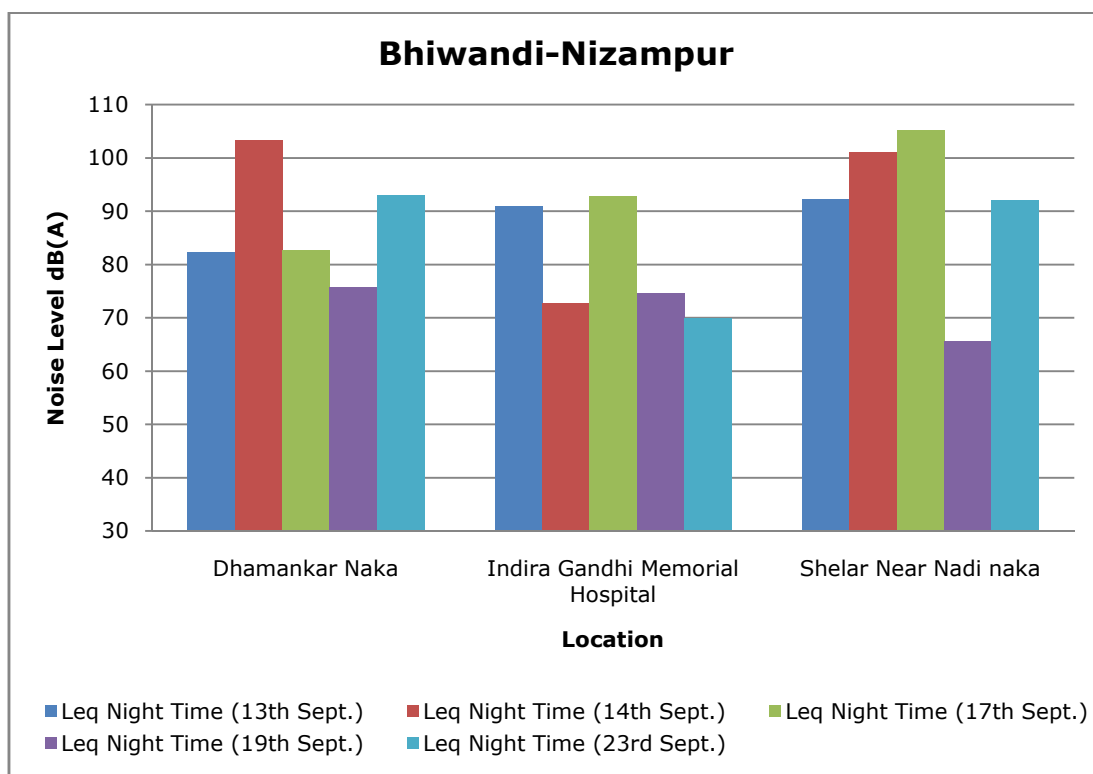
## 16. Bhiwandi-Nizampur

Dhamankar Naka had the highest noise level on 14<sup>th</sup>, 19<sup>th</sup> and 23<sup>rd</sup> September with 103.3 dB(A), 75.8 dB(A) and 92.9 dB(A) respectively. Shelar Near Nadi naka had highest noise level on 13<sup>th</sup> and 17<sup>th</sup> September with 92.2 dB(A) and 105.2 dB(A) respectively.

**Table 4.16: Equivalent Continuous ( $L_{eq}$ ) dB(A) Noise Levels in Bhiwandi-Nizampur**

Location	$L_{eq}$ Night Time (13 <sup>th</sup> Sept.)	$L_{eq}$ Night Time (14 <sup>th</sup> Sept.)	$L_{eq}$ Night Time (17 <sup>th</sup> Sept.)	$L_{eq}$ Night Time (19 <sup>th</sup> Sept.)	$L_{eq}$ Night Time (23 <sup>rd</sup> Sept.)
Dhamankar Naka	82.2	103.3	82.7	75.8	92.9
Indira Gandhi Memorial Hospital	90.9	72.7	92.7	74.5	69.9
Shelar Near Nadi naka	92.2	101.0	105.2	65.6	92.1

**Chart 4.16: Noise levels during Ganesh festival in Bhiwandi-Nizampur**



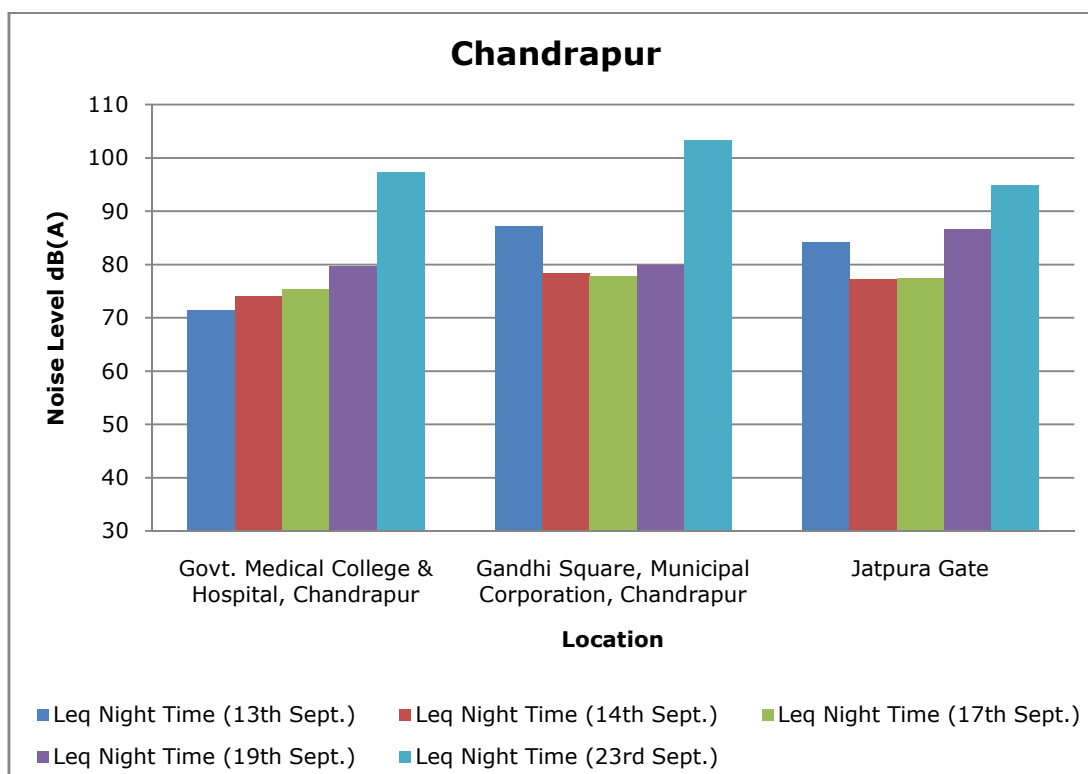
## 17. Chandrapur

Gandhi Square had the highest noise level with 87.2 dB(A), 78.3 dB(A), 77.7 dB(A) and 103.3 dB(A) on 13<sup>th</sup>, 14<sup>th</sup>, 17<sup>th</sup> and 23<sup>rd</sup> September respectively. On 19<sup>th</sup> September the highest noise level was observed at Jatpura gate with 86.5 dB(A).

**Table 4.17: Equivalent Continuous ( $L_{eq}$ ) dB(A) Noise Levels in Chandrapur**

Location	$L_{eq}$ Night Time (13 <sup>th</sup> Sept.)	$L_{eq}$ Night Time (14 <sup>th</sup> Sept.)	$L_{eq}$ Night Time (17 <sup>th</sup> Sept.)	$L_{eq}$ Night Time (19 <sup>th</sup> Sept.)	$L_{eq}$ Night Time (23 <sup>rd</sup> Sept.)
Govt. Medical College & Hospital, Chandrapur	71.3	74.0	75.3	79.6	97.3
Gandhi Square, Municipal Corporation, Chandrapur	87.2	78.3	77.7	79.9	103.3
Jatpura Gate	84.1	77.3	77.4	86.5	94.9

**Chart 4.17: Noise levels during Ganesh festival in Chandrapur**



## 18. Nanded-Waghala

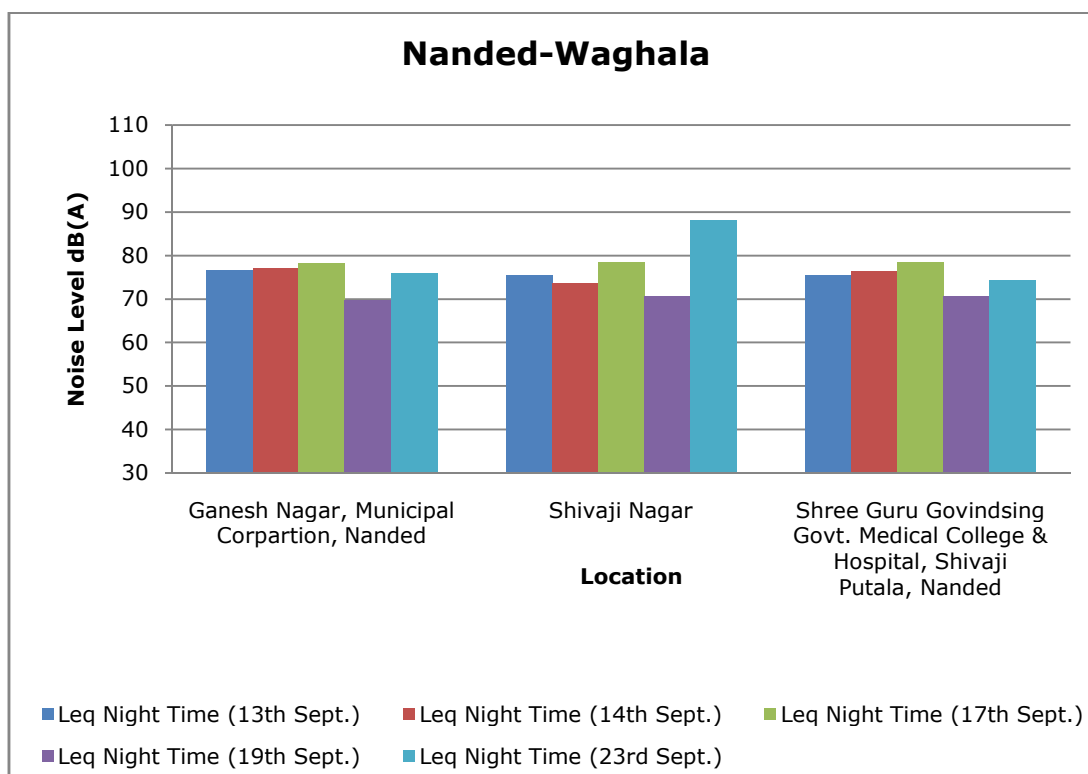
Ganesh nagar had highest noise level on 13<sup>th</sup> and 14<sup>th</sup> September with 76.5 dB(A) and 77 dB(A) respectively. Shree Guru Govindsing Govt. Medical College & Hospital had highest noise level on 17<sup>th</sup> and 19<sup>th</sup> September with 78.5 dB(A) and 70.6 dB(A) respectively. On 23<sup>rd</sup> September Shivaji Nagar had the highest noise level with 88 dB(A).

**Table 4.18: Equivalent Continuous ( $L_{eq}$ ) dB(A) Noise Levels in Nanded-Waghala**

Location	$L_{eq}$ Night Time (13 <sup>th</sup> Sept.)	$L_{eq}$ Night Time (14 <sup>th</sup> Sept.)	$L_{eq}$ Night Time (17 <sup>th</sup> Sept.)	$L_{eq}$ Night Time (19 <sup>th</sup> Sept.)	$L_{eq}$ Night Time (23 <sup>rd</sup> Sept.)
Ganesh Nagar, Municipal Corpartion, Nanded	76.5	77.0	78.1	69.7	75.8
Shivaji Nagar	75.4	73.5	78.4	70.5	88.0
Shree Guru Govindsing Govt. Medical College & Hospital, Shivaji Putala, Nanded	75.5	76.4	78.5	70.6	74.2



**Chart 4.18: Noise levels during Ganesh festival in Nanded-Waghala**



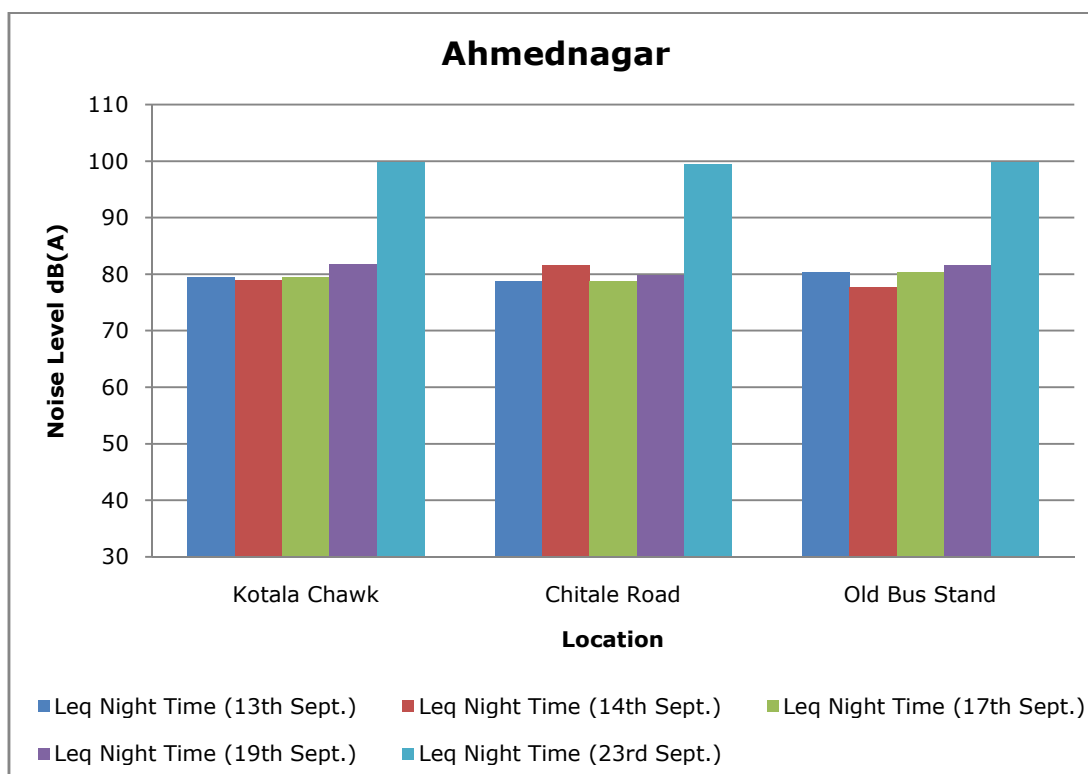
## 19. Ahmednagar

Old Bus Stand had highest noise level on 13<sup>th</sup> and 17<sup>th</sup> September with 80.4 dB(A) on both the days. Kotala Chowk had highest noise level on 19<sup>th</sup> and 23<sup>rd</sup> September with 81.8 dB(A) and 99.9 dB(A) respectively. On 14<sup>th</sup> September Chitale Road had the highest noise level with 81.6 dB(A).

**Table 4.19: Equivalent Continuous ( $L_{eq}$ ) dB(A) Noise Levels in Ahmednagar**

Location	$L_{eq}$ Night Time (13 <sup>th</sup> Sept.)	$L_{eq}$ Night Time (14 <sup>th</sup> Sept.)	$L_{eq}$ Night Time (17 <sup>th</sup> Sept.)	$L_{eq}$ Night Time (19 <sup>th</sup> Sept.)	$L_{eq}$ Night Time (23 <sup>rd</sup> Sept.)
Kotala Chowk	79.4	78.9	79.4	81.8	99.9
Chitale Road	78.7	81.6	78.7	79.8	99.5
Old Bus Stand	80.4	77.7	80.4	81.5	99.7

**Chart 4.19: Noise levels during Ganesh festival in Ahmednagar**



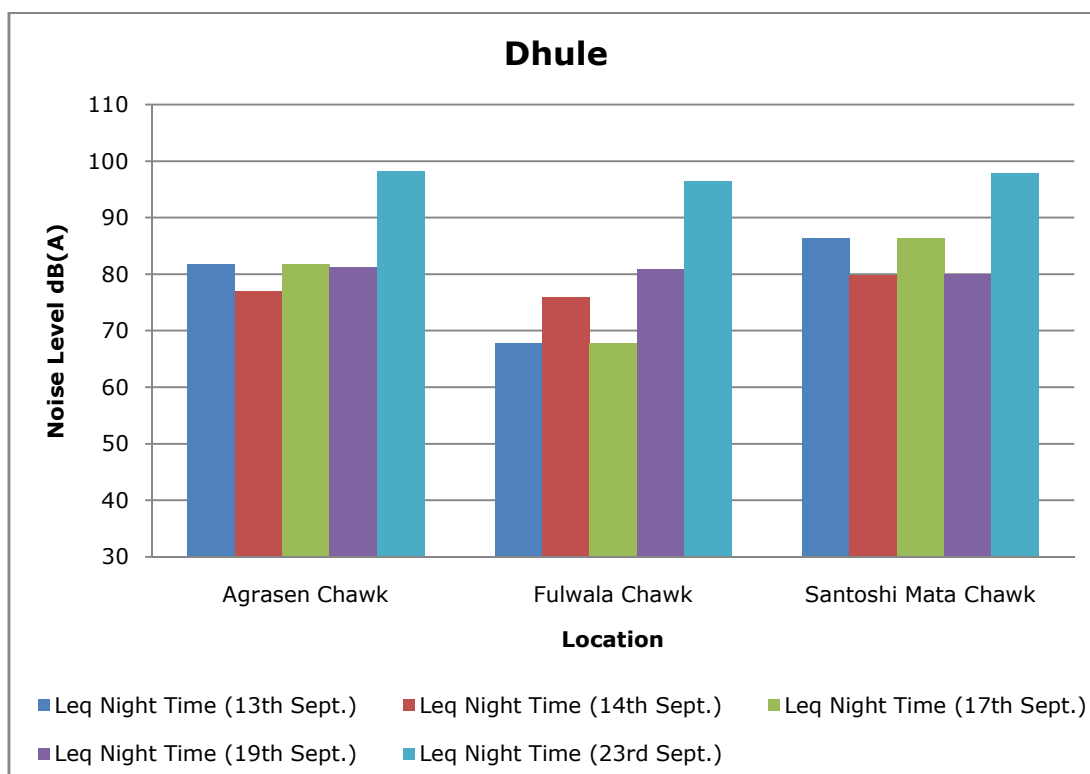
## 20. Dhule

Santoshi Mata Chowkhad the highest noise level with 86.3 dB(A), 79.7 dB(A) and 86.3 dB(A) on 13<sup>th</sup>, 14<sup>th</sup> and 17<sup>th</sup> September respectively. On 19<sup>th</sup> and 23<sup>rd</sup> September the highest noise level was observed at Agrasen Chowk with 81.2 dB(A) and 98.1 dB(A) respectively.

**Table 4.20: Equivalent Continuous ( $L_{eq}$ ) dB(A) Noise Levels in Dhule**

Location	$L_{eq}$ Night Time (13 <sup>th</sup> Sept.)	$L_{eq}$ Night Time (14 <sup>th</sup> Sept.)	$L_{eq}$ Night Time (17 <sup>th</sup> Sept.)	$L_{eq}$ Night Time (19 <sup>th</sup> Sept.)	$L_{eq}$ Night Time (23 <sup>rd</sup> Sept.)
Agrasen Chowk	81.8	76.9	81.8	81.2	98.1
Fulwala Chowk	67.8	76.0	67.8	80.8	96.4
Santoshi Mata Chowk	86.3	79.7	86.3	80.0	97.9

**Chart 4.20: Noise levels during Ganesh festival in Dhule**



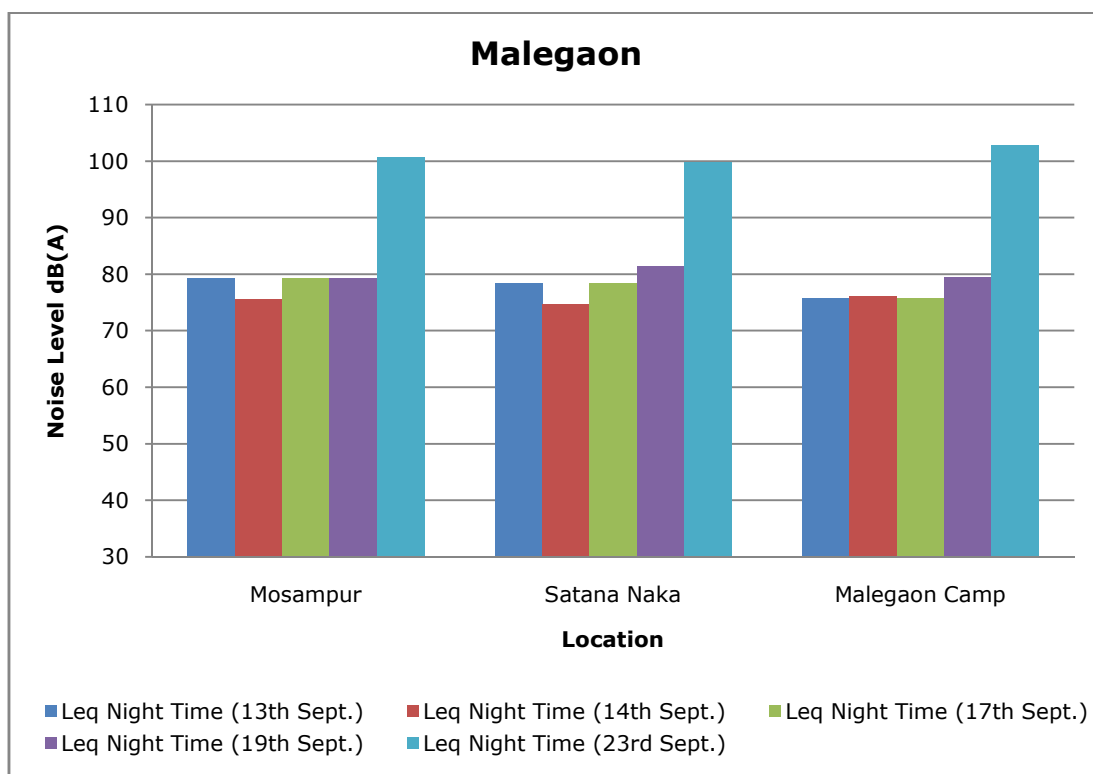
## 21. Malegaon

Mosampur had highest noise level on 13<sup>th</sup> and 17<sup>th</sup> September with 79.2 dB(A) on both the days. Malegaon Camp had highest noise level on 14<sup>th</sup> and 23<sup>rd</sup> September with 76.1 dB(A) and 102.7 dB(A) respectively. On 19<sup>th</sup> September Satana Naka had the highest noise level with 81.4 dB(A).

**Table 4.21: Equivalent Continuous ( $L_{eq}$ ) dB(A) Noise Levels in Malegaon**

Location	$L_{eq}$ Night Time (13 <sup>th</sup> Sept.)	$L_{eq}$ Night Time (14 <sup>th</sup> Sept.)	$L_{eq}$ Night Time (17 <sup>th</sup> Sept.)	$L_{eq}$ Night Time (19 <sup>th</sup> Sept.)	$L_{eq}$ Night Time (23 <sup>rd</sup> Sept.)
Mosampur	79.2	75.5	79.2	79.2	100.7
Satana Naka	78.3	74.6	78.3	81.4	99.9
Malegaon Camp	75.8	76.1	75.8	79.5	102.7

**Chart 4.21: Noise levels during Ganesh festival in Malegaon**



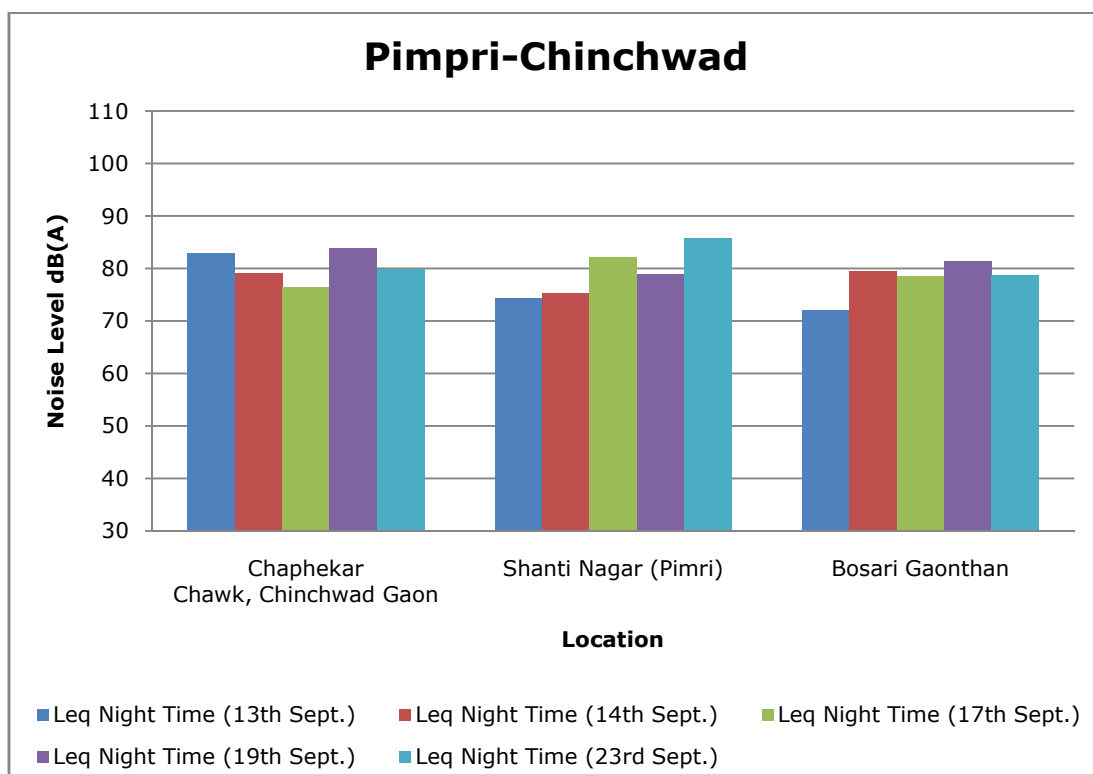
## 22. Pimpri-Chinchwad

Chaphekar Chowk had highest noise level on 13<sup>th</sup> and 19<sup>th</sup> September with 82.8 dB(A) and 83.9 dB(A) respectively. Shanti Nagar had highest noise level on 17<sup>th</sup> and 23<sup>rd</sup> September with 82.1 dB(A) and 85.7 dB(A) respectively. On 14<sup>th</sup> September Bosari Gaonthan had the highest noise level with 79.5 dB(A).

**Table 4.22: Equivalent Continuous ( $L_{eq}$ ) dB(A) Noise Levels in Pimpri-Chinchwad**

Location	$L_{eq}$ Night Time (13 <sup>th</sup> Sept.)	$L_{eq}$ Night Time (14 <sup>th</sup> Sept.)	$L_{eq}$ Night Time (17 <sup>th</sup> Sept.)	$L_{eq}$ Night Time (19 <sup>th</sup> Sept.)	$L_{eq}$ Night Time (23 <sup>rd</sup> Sept.)
Chaphekar Chowk, Chinchwad Gaon	82.8	79.0	76.4	83.9	79.8
Shanti Nagar (Pimri)	74.2	75.3	82.1	78.8	85.7
Bosari Gaonthan	72.0	79.5	78.5	81.4	78.7

**Chart 4.22: Noise levels during Ganesh festival in Pimpri-Chinchwad**



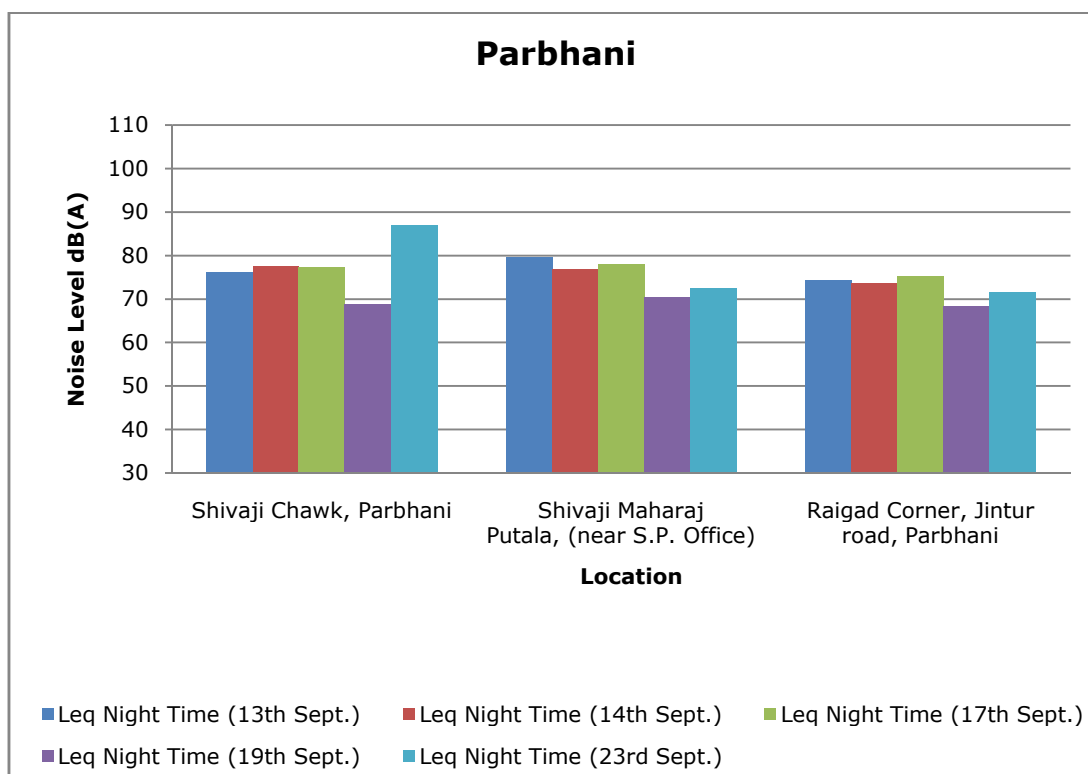
## 23. Parbhani

Out of the three locations monitored, Shivaji Maharaj Putala had the highest noise level on all 5 days monitored. The highest noise level was observed on 23<sup>rd</sup> September with 86.8 dB(A).

**Table 4.23: Equivalent Continuous ( $L_{eq}$ ) dB(A) Noise Levels in Parbhani**

Location	$L_{eq}$ Night Time (13 <sup>th</sup> Sept.)	$L_{eq}$ Night Time (14 <sup>th</sup> Sept.)	$L_{eq}$ Night Time (17 <sup>th</sup> Sept.)	$L_{eq}$ Night Time (19 <sup>th</sup> Sept.)	$L_{eq}$ Night Time (23 <sup>rd</sup> Sept.)
Shivaji Chowk, Parbhani	76.0	77.4	77.3	68.7	86.8
Shivaji Maharaj Putala, (near S.P. Office)	79.5	76.8	77.9	70.4	72.4
Raigad Corner, Jintur road, Parbhani	74.2	73.5	75.2	68.3	71.4

**Chart 4.23: Noise levels during Ganesh festival in Parbhani**



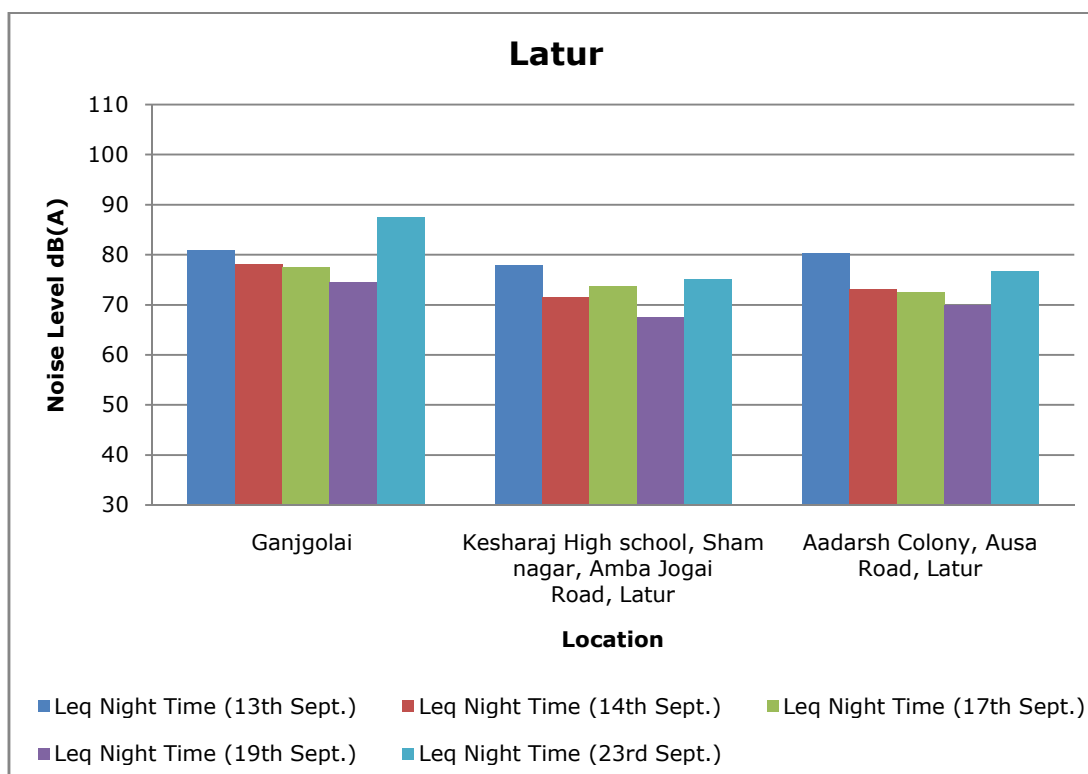
## 24. Latur

Ganjgolai had the highest noise level on all 5 days monitored. The highest noise level was observed on 23<sup>rd</sup> September with 87.5 dB(A).

**Table 4.24: Equivalent Continuous ( $L_{eq}$ ) dB(A) Noise Levels in Latur**

Location	$L_{eq}$ Night Time (13 <sup>th</sup> Sept.)	$L_{eq}$ Night Time (14 <sup>th</sup> Sept.)	$L_{eq}$ Night Time (17 <sup>th</sup> Sept.)	$L_{eq}$ Night Time (19 <sup>th</sup> Sept.)	$L_{eq}$ Night Time (23 <sup>rd</sup> Sept.)
Ganjgolai	80.8	78.1	77.4	74.5	87.5
Kesharaj High school, Sham nagar, Amba Jogai Road, Latur	77.9	71.5	73.6	67.4	75.0
Aadarsh Colony, Ausa Road, Latur	80.2	73.1	72.4	69.8	76.7

**Chart 4.24: Noise levels during Ganesh festival in Latur**



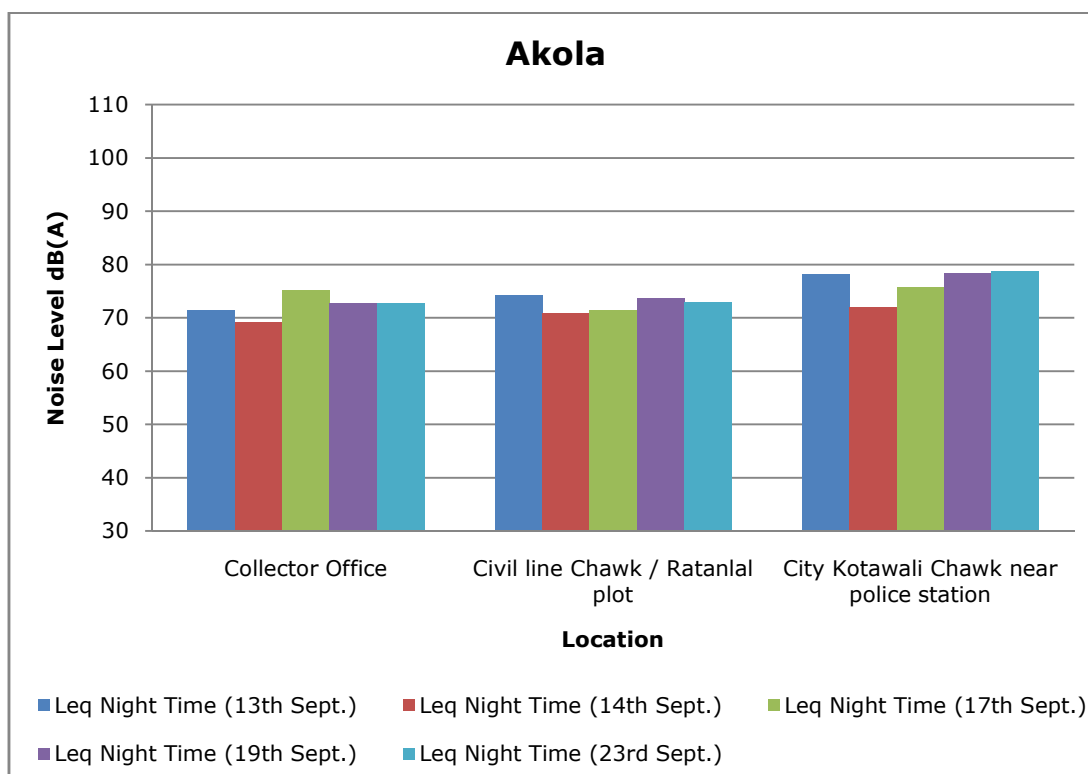
## 25. Akola

Out of the three locations monitored at Akola, Civil line Chowkhad the highest noise level on all 5 days monitored. The highest noise level was observed on 23<sup>rd</sup> September with 78.7 dB(A).

**Table 4.25: Equivalent Continuous ( $L_{eq}$ ) dB(A) Noise Levels in Akola**

Location	$L_{eq}$ Night Time (13 <sup>th</sup> Sept.)	$L_{eq}$ Night Time (14 <sup>th</sup> Sept.)	$L_{eq}$ Night Time (17 <sup>th</sup> Sept.)	$L_{eq}$ Night Time (19 <sup>th</sup> Sept.)	$L_{eq}$ Night Time (23 <sup>rd</sup> Sept.)
Collector Office	71.4	69.1	75.1	72.7	72.7
Civil line Chowk / Ratanlal plot	74.2	70.8	71.4	73.6	72.9
City Kotawali Chowk near police station	78.1	72.0	75.7	78.3	78.7

**Chart 4.25: Noise levels during Ganesh festival in Akola**



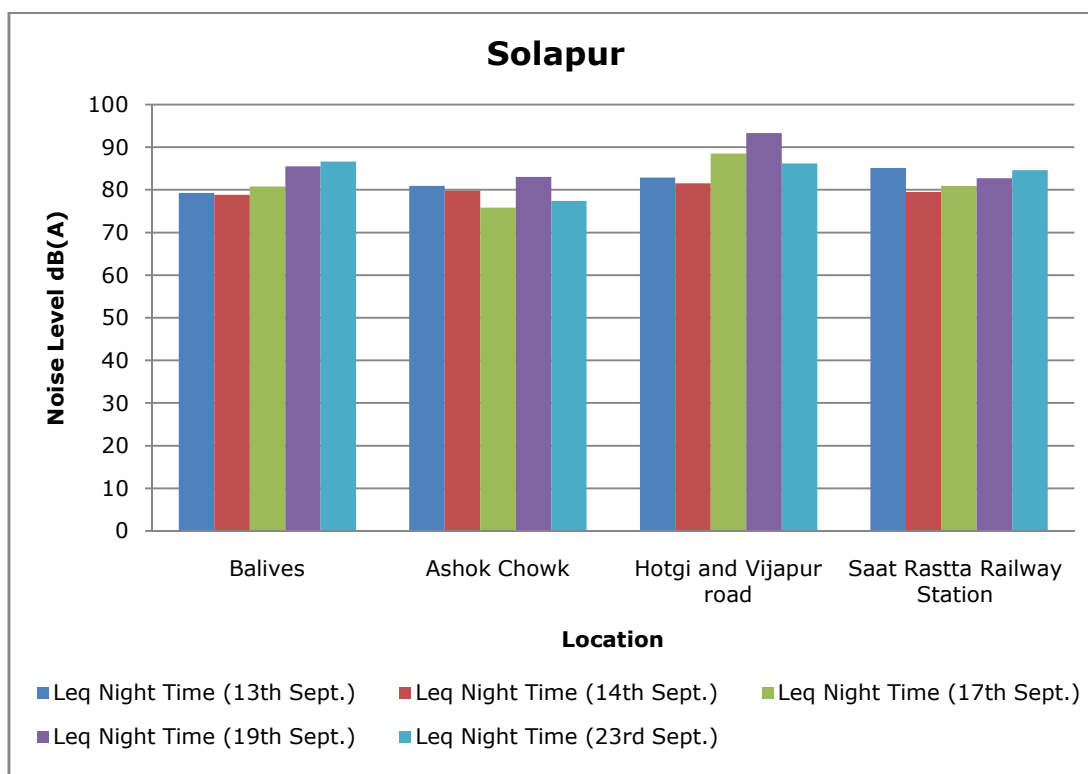
## 26. Solapur

Hotgi and Vijapur road had highest noise level on 14<sup>th</sup>, 17<sup>th</sup> and 19<sup>th</sup> September with 81.5 dB(A), 88.5 dB(A) and 93.3 dB(A) respectively. Saat Rastta Railway Station and Baliveshad highest noise level on 13<sup>th</sup> and 23<sup>rd</sup> September with 85.1 dB(A) and 86.6 dB(A) respectively.

**Table 4.26: Equivalent Continuous ( $L_{eq}$ ) dB(A) Noise Levels in Solapur**

Location	$L_{eq}$ Night Time (13 <sup>th</sup> Sept.)	$L_{eq}$ Night Time (14 <sup>th</sup> Sept.)	$L_{eq}$ Night Time (17 <sup>th</sup> Sept.)	$L_{eq}$ Night Time (19 <sup>th</sup> Sept.)	$L_{eq}$ Night Time (23 <sup>rd</sup> Sept.)
Balives	79.3	78.8	80.8	85.5	86.6
Ashok Chowk	80.9	79.8	75.8	83.0	77.4
Hotgi and Vijapur road	82.9	81.5	88.5	93.3	86.2
Saat Rastta Railway Station	85.1	79.5	80.9	82.7	84.6



**Chart 4.26: Noise levels during Ganesh festival in Solapur**


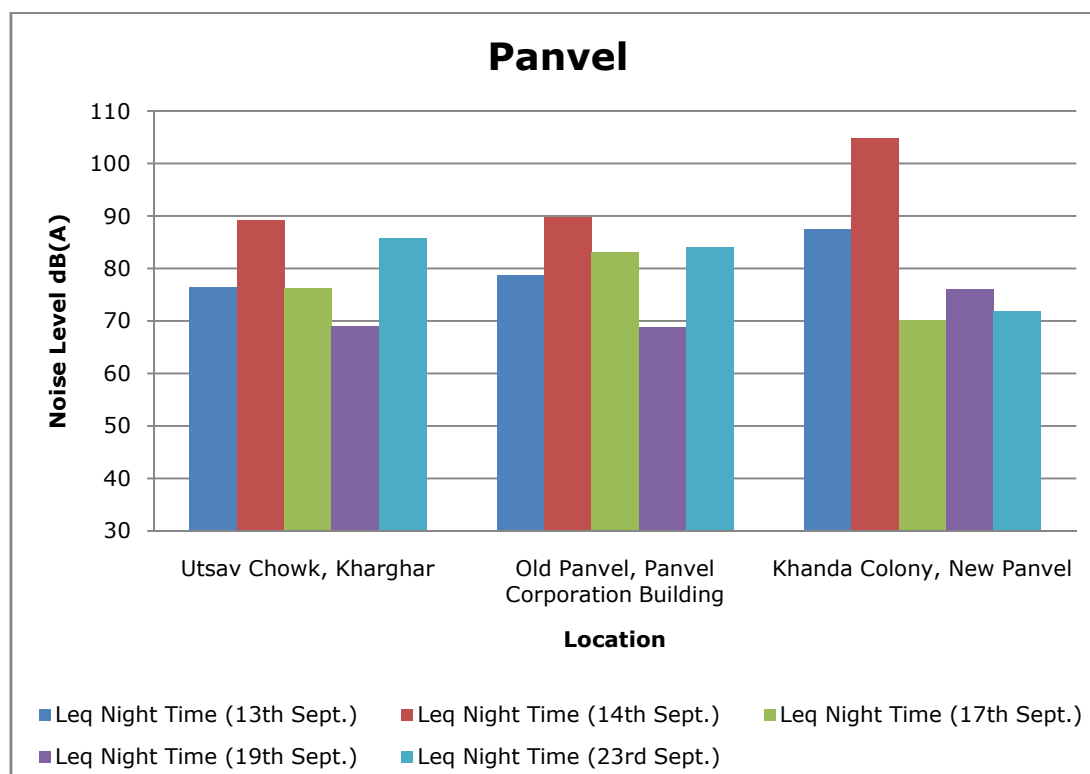
## 27. Panvel

Khanda Colony highest noise level on 13<sup>th</sup>, 14<sup>th</sup> and 19<sup>th</sup> September with 87.4 dB(A), 104.7 dB(A) and 76.1 dB(A) respectively. Old Panvel and Utsav Chowk had highest noise level on 19<sup>th</sup> and 23<sup>rd</sup> September with 83.1 dB(A) and 85.8 dB(A) respectively.

**Table 4.27: Equivalent Continuous ( $L_{eq}$ ) dB(A) Noise Levels in Panvel**

Location	$L_{eq}$ Night Time (13 <sup>th</sup> Sept.)	$L_{eq}$ Night Time (14 <sup>th</sup> Sept.)	$L_{eq}$ Night Time (17 <sup>th</sup> Sept.)	$L_{eq}$ Night Time (19 <sup>th</sup> Sept.)	$L_{eq}$ Night Time (23 <sup>rd</sup> Sept.)
Utsav Chowk, Kharghar	76.4	89.1	76.2	68.9	85.8
Old Panvel, Panvel Corporation Building	78.6	89.8	83.1	68.7	84.1
Khanda Colony, New Panvel	87.4	104.7	70.2	76.1	71.8

**Chart 4.27: Noise levels during Ganesh festival in Panvel**



## Comparative Study of Noise levels

Comparative study of 2017 – 2018 shows that the noise levels in some region has decreased and in some region has increased.

Comparative study shows the following results in different cities of Maharashtra:

- 1. Mumbai:** On 13<sup>th</sup> September, Andheri, Chembur (W), Chinchpokali (E), Chinchpokali (W), Dadar (West), Grant Road, Juhu Chowpati, Kandivali (East), Kandivali (West), Khar, Mulund, Santacruz (East) and Wadala had highest noise level this year. On 14<sup>th</sup> September out of 25 locations monitored only Mumbai Central and Santacruz (East) had lesser noise level as compared to last year. On 19<sup>th</sup> September, Andheri, Bandra, Bhandup, Borivali, Chembur (W), Chinchpokali (E), Dadar (West), Elphinstone, Grand Road, Kandivali (E), Kandivali (W), Mulund, Mumbai Central, Parel, Vikroli and Wadala had highest noise level this year. On the last day of noise monitoring i.e on 23<sup>rd</sup> September only Dadar (West), Mumbai Central, Santacruz (East) and Wadala had lesser noise level as compared to last year.
- 2. Navi Mumbai:** The noise level in Navi Mumbai when comparing result with last was higher only at Vashi on 13<sup>th</sup> September. On 14<sup>th</sup> September CBD belapur and Vashi had less noise level as compared to last year. Only Airoli had less noise level on 19<sup>th</sup> September as comparison with last year result. On 23<sup>rd</sup> September, all 5 location had higher noise level than last year.
- 3. Thane:** In Thane, the noise level was higher only at Gokhale Road on 13<sup>th</sup> September. All 8 locations monitored had high noise level as compared to last year both on 14<sup>th</sup> and 19<sup>th</sup> September. On last day of noise monitoring i.e. on 23<sup>rd</sup> September, only Mental hospital had lesser noise level than last year.
- 4. Pune:** On 13<sup>th</sup> September Shivaji Nagar, Karve Road, Swar Gate, Satara Road, Laxmi Road, Sarus Baug, Hadapsar, Parvati, University Road Chowk and VishrantWadi had

higher noise level than last year. On 14<sup>th</sup> September Shivaji Nagar, Karve Road, Swar Gate, Satara Road, Shaniwar Peth, Mahatma Phule Madai, Sarus Baug, Hadapsar, Koregaon Park, Khadaki and VishrantWadi had higher noise level than last year. On 17<sup>th</sup> September Shivaji Nagar, Karve Road, Swar Gate, Shaniwar Peth, Mahatma Phule Madai, Hadapsar, Koregaon Park, Khadaki and VishrantWadi had higher noise level than last year. Only Shivaji Nagar, Shaniwar Peth, Kothrud, Khadaki and VishrantWadi had higher noise level than last year on 19<sup>th</sup> September. On 23<sup>rd</sup> September, Swar Gate, Shaniwar Peth and VishrantWadi had higher noise level than last year.

- 5. Nashik:** On 13<sup>th</sup> and 14<sup>th</sup> September Civil Hospital and Panchvati respectively has lesser noise levels than last year. On 17<sup>th</sup>, 19<sup>th</sup> and 23<sup>rd</sup> September all 5 locations had higher noise level than last year.
- 6. Aurangabad:** Kranti Chowk and Usmanpura had higher noise levels on 13<sup>th</sup> September. Gulmandi and Kranti Chowk had lesser noise level on 14<sup>th</sup> September than last year. On 17<sup>th</sup> September all 5 locations had higher noise level than last year. Kranti Chowk and Usmanpura had lesser noise levels on 19<sup>th</sup> September. On 23<sup>rd</sup> September only Kranti Chowk and CIDCO residential had lesser noise level.
- 7. Nagpur:** Golibar Chowk and Gandhiputala had lesser noise level than last year on 13<sup>th</sup> September. Ramdaspath, Cotton Market and Golibar Chowk had higher noise level on 14<sup>th</sup> September. On 17<sup>th</sup> September Cotton Market and Golibar Chowk had lesser noise level than last year. On 19<sup>th</sup> and 23<sup>rd</sup> September only Gandhiputala and Cotton Market respectively have high noise level than last year.
- 8. Kalyan:** On 13<sup>th</sup>, 14<sup>th</sup> and 23<sup>rd</sup> September all three locations had higher noise level than last year. On 19<sup>th</sup> September only Shivaji Chowk had higher noise level.
- 9. Amravati:** On 13<sup>th</sup> September Bhudhwara had higher noise level than last year. On 14<sup>th</sup>, 17<sup>th</sup>, 19<sup>th</sup> and 23<sup>rd</sup> September Bhudhwara and Rajkamal Square had higher noise level than last year.
- 10. Jalgaon:** On 13<sup>th</sup> September Shashtri Tower Chowk had highest noise level than last year. On 14<sup>th</sup>, 17<sup>th</sup> and 19<sup>th</sup> September Subhash Chowk and Shashtri Tower Chowk had highest noise level than last year. In comparison with last year lesser noise was observed on all three locations monitored.
- 11. Kolhapur:** The noise level in all three locations was high as compared to last year. Khas Baug Maidan and Rajaram Puri had lesser noise level than last year on 14<sup>th</sup> and 17<sup>th</sup> September respectively. Khas Baug Maidan had high noise level on 19<sup>th</sup> September than last year. On all 3 locations lesser noise level this year than last year.
- 12. Sangli:** Miraj Market and Vishram Baug Chowk had higher noise level on 13<sup>th</sup>, 14<sup>th</sup>, 17<sup>th</sup> and 19<sup>th</sup> September. On 23<sup>rd</sup> all three location had higher noise level
- 13. Mira-Bhyander:** Golden police Chowki had highest noise level on first day. On 14<sup>th</sup> September Bhakti Vedant Hospital and Golden police Chowki had highest noise level than last year. On 19<sup>th</sup> and 23<sup>rd</sup> September all three locations had high noise levels than last year.
- 14. Vasai-Virar:** Range office and Valiv phata had highest noise level on 13<sup>th</sup> September. On Valiv phata and Range office have lesser noise level on 14<sup>th</sup> and 19<sup>th</sup> September respectively than last year. On 23<sup>rd</sup> September all three locations had high noise levels than last year.
- 15. Ulhasnagar:** On 13<sup>th</sup>, 14<sup>th</sup> and 23<sup>rd</sup> all three locations had higher noise levels than last year. On 19<sup>th</sup> September all three locations monitored have lesser noise level than last year.
- 16. Bhiwandi-Nizampur:** On 13<sup>th</sup> and 14<sup>th</sup> all three locations had higher noise levels than last year. On 19<sup>th</sup> September all three locations monitored have lesser noise

level than last year. On last day of monitoring only Indira Gandhi Memorial Hospital had lesser level of noise as compared to last year.

- 17. Chandrapur:** On 13<sup>th</sup> and 19<sup>th</sup> September all three locations had higher noise levels than last year. Govt. Medical College & Hospital have highest noise level as compared to last year on 17<sup>th</sup> and 23<sup>rd</sup> September. Govt. Medical College & Hospital and Gandhi Square had highest noise level than last year. On 14<sup>th</sup> September only Govt. Medical College & Hospital have higher noise level than last year.
- 18. Nanded-Waghala:** On 13<sup>th</sup> September, Ganesh Nagar had highest noise level as compared to last year. On 14<sup>th</sup> and 23<sup>rd</sup> September Ganesh Nagar and Shivaji Nagar had higher noise levels than last year. On 17<sup>th</sup> September, all three locations had higher noise levels than last year. On 19<sup>th</sup> September, only Shivaji Nagar had high noise level.
- 19. Ahmednagar:** On all 5 days of noise monitoring carried out during Ganesh festival, all 3 locations had higher noise level than last year.
- 20. Dhule:** Fulwala Chowk had increased noise level this year as compared to last year. On 14<sup>th</sup> and 23<sup>rd</sup> September all 3 locations had higher noise levels than last year. On 17<sup>th</sup> and 19<sup>th</sup> September, Fulwala Chawk and Santoshi Mata Chawk respectively showed lesser noise level as compared to last year.
- 21. Malegaon:** On 13<sup>th</sup>, 17<sup>th</sup> and 23<sup>rd</sup> September all 3 location showed higher noise levels as compared to last year. Mosampur and Satana Naka showed high noise levels on 14<sup>th</sup> and 19<sup>th</sup> September.
- 22. Pimpri-Chinchwad:** On first 3 days of noise monitoring, Chaphekar Chowk and Shanti Nagar had the highest level of noise. On 19<sup>th</sup> and 23<sup>rd</sup> September lesser level of noise as compared to last year was observed on all three locations monitored.
- 23. Parbhani:** On 13<sup>th</sup> and 19<sup>th</sup> September lesser level of noise as compared to last year was observed on all three locations monitored. Only Shivaji Chowk had higher noise level this year on 14<sup>th</sup> and 23<sup>rd</sup> September.
- 24. Latur:** On 13<sup>th</sup>, 14<sup>th</sup> and 19<sup>th</sup> September lesser level of noise as compared to last year was observed on all three locations monitored. On the other two days i.e. on 17<sup>th</sup> and 23<sup>rd</sup> September, Ganjgolai had higher level of noise.
- 25. Akola:** On 13<sup>th</sup>, 14<sup>th</sup>, 17<sup>th</sup> and 19<sup>th</sup> September Collector Office and Civil line Chowk had higher level of noise as compared to last year. On 23<sup>rd</sup> September only Collector Office had higher level of noise than last year.
- 26. Solapur:** On 13<sup>th</sup>, 14<sup>th</sup>, 17<sup>th</sup> and 19<sup>th</sup> September there is an increase in the noise levels at all 4 locations monitored. Hotgi and Vijapur road and Saat Rastta Railway Station had high noise level on the last day of monitoring.
- 27. Panvel:** At all 3 location of Panvel on the first two days higher noise levels were observed than last year. On 19<sup>th</sup> September, Old Panvel, Panvel Corporation Building had higher level of noise and on 23<sup>rd</sup> September, Utsav Chowk and Old Panvel, Panvel Corporation Building had higher level of noise as compared to last year.

**Annexure IV Noise Levels during Ganesh Festival for last 2 years in different cities of Maharashtra**

## **Conclusion**

The most common source of noise at all locations was dhol, banjo and Puneri dhol. The crowd for the Ganesh idol immersion which in turn increased the traffic have also contributed to the increase in the noise level. The awareness of noise pollution is increased within the public through different media like newspaper, television etc. Many people celebrate an Eco friendly Ganesh Festival to control environmental pollution.

Municipal Corporation like Mumbai, Thane, Nashik, Aurangabad, Nagpur etc. showed lesser noise level in some of the locations selected. Maharashtra Pollution Control Board have taken a good initiative in measuring the noise level every year during the period of festival and they even publish these data for ready availability to the public on their website. People have become more aware about the pollution that they create which have helped in the use of crackers and to some extent reduction of dhols and loud speakers usage in the Ganesh festival.

## Definitions

### A-Weighting

"A-weighting" is the frequency weighting characteristic as specified in IEC 123 or IEC 179 and intended to approximate the relative sensitivity of the normal human ear to different frequencies (pitches) of sound.

### A-weighted Sound Pressure Level

The "A-weighted sound pressure level" is the sound pressure level modified by application of the A-weighting. It is measured in dBA, A-weighted, and denoted as dBA.

### Decibel

The "decibel" is a dimensionless measure of sound level or sound pressure level; see sound pressure level.

### Equivalent Sound Level

The "equivalent sound level" sometimes denoted  $L_{eq}$ , is the value of the constant sound level which would result in exposure to the same total A-weighted energy as would the specified time-varying sound, if the constant sound level persisted over an equal time interval. It is measured in dBA.

### Fast Response

"Fast response" is a dynamic characteristic setting of a sound level meter meeting the applicable specifications.

### Percentile Sound Level

The "x percentile sound level", designated  $L_x$ , is the sound level exceeded x percent of a specified time period, It is measured in dBA.

### Sound

"Sound" is an oscillation in pressure, stress, particle displacement or particle velocity, in a medium with internal forces (e.g. elastic, viscous), or the superposition of such propagated oscillations, which may cause an auditory sensation.

### Sound Level

"Sound level" is the A-weighted sound pressure level.

### Sound Level Meter

A "sound level meter" is an instrument which is sensitive to and calibrated for the measurement of sound.

### Sound Pressure Level

The "sound pressure level" is twenty times the logarithm to the base 10 of the ratio of the effective pressure (p) of a sound to the reference pressure (Pr) of 20  $\mu$ Pa. Thus the sound pressure level in dB =  $20 \log_{10} P/Pr$ .



## Photographs



**Jatpura Gate, Chandrapur**



**Gandhi Square, Municipal Corporation, Chandrapur**



**Budhwar Peth Location, Amravati**



**Rajkamal Square Location, Amravati**



**Irwin Square Location, Amravati**



**Valiv phata, Vasai-Virar**





Chinchpokali (E), Mumbai



Bandra, Mumbai



Dadar (West), Mumbai



Wadala, Mumbai



Kandivali (East), Mumbai



Chinchpokali (W), Mumbai






**Shivaji Chowk Kashimeera, Mira-Bhayander**



**Dadar (East), Mumbai**



**CHM college, Ulhasnagar**



**Raigad Corner, Parbhani**



**Aadharsh Colony, Latur**



**Collector Office, Akola**






**Shivaji Chowk, Vashi**



**Gulmandi, Aurangabad**



**Kranti Chowk, Aurangabad**



**Miraj Market, Sangli**



**Vishram Baug Chowk, Sangli**



**Khadaki, Pune**





**Parvati, Pune**



**Ashok Chowk, Solapur**



**Balives, Solapur**



**Rajaram Puri, Kolhapur**



**Chaphekar Chowk, Pimpri-Chinchwad**



**Satara Road, Pune**

# **ANNEXURE I**

**Annexure I - Detailed list of locations**

<b>Sr. No.</b>	<b>City</b>	<b>Location name (details)</b>
<b>1.</b>	<b>Mumbai</b>	<b>Andheri</b> - Azad Nagar, Sarvajanik Utsav Samiti
		<b>Bandra</b> - Sarvajanik Ganeshutsav Mandal
		<b>Bhandup</b> - Jay Bajrang Mitra Mandal
		<b>Borivali</b> - Manav Mitra Mandal
		<b>Byculla</b> - Sarvajanik Ganeshutsav mandal
		<b>Chembur (East)</b> - Near Ashish Talao / Ashish Theatre
		<b>Chembur (West)</b> - Sahyadri Krida Mandal Tilak Nagar
		<b>Chinchpokali (E)</b> - Lalbaug Raja Sarvajanik Ganeshutsav Mandal
		<b>Chinchpokali (W)</b> - Parsiwadi Mitra Mandal
		<b>Dadar (East)</b> - Khodadad Circle, Dadar TT
		<b>Dadar (West)</b> - Sai Ganesh Sadan, Senapati Bapat Marg, Sarvajanik Ganeshutsav Mandal, Sunder Nagar
		<b>Elphinstone</b> - Shiv Sai Sarvajanik Ganeshutsav Mandal, B.M. Marg
		<b>Ghatkopar</b> - Amar Mitra Mandal, Tilak nagar
		<b>Girgaon Chowpati</b> - Akhil Chowpati Bhirvi Lane, Sarvajanik Ganeshutsav Mandal
		<b>Grant Road</b> - Saltar Road Sarvjanik Ganeshutsav Mandal
		<b>Juhu Chowpati</b> - Om Kareshver Shiv Mandir (Trust)
		<b>Kandivali (East)</b> - Thakur Village
		<b>Kandivali (W)</b> - Balla Mitra Mandal
		<b>Khar</b> - Sarvajanik Ganeshutsav Mandal
		<b>Mulund</b> - Sargam Mitra Mandal
		<b>Mumbai Central</b> - Belasis Road, B.I.T. Chawl
		<b>Parel</b> - Sarvajanik Ganeshutsav Mandal Bal Gopal Mandal
		<b>Santacruz (East)</b> - Milan Subway, Neet & Geet Society
		<b>Vikhroli</b> - Balmitra Kala Mandal
		<b>Wadala</b> - G.B.S. Sarvajanik Ganeshutsav Mandal, Shree Ram Mandir
<b>2.</b>	<b>Navi Mumbai</b>	<b>Airoli</b> - Traffic Police Chowki (before Mulund Airoli Bridge)
		<b>CBD Belapur</b> - MGM Hospital Chowk, Near Police Chowki

# Maharashtra Pollution Control Board Report on Ambient Noise Monitoring During Ganesh Festival 2018

Sr. No.	City	Location name (details)
		<b>Kopar Khairane</b> - Sector-10, D-Mart Main Road
		<b>Uran</b> - Ganpati Chowk
		<b>Vashi</b> - Shivaji Chowk Near Bus Depot
<b>3.</b>	<b>Thane</b>	Gokhale Road-Malhar Cinema
		Jambli Naka- Lake immersion Point
		Main Road- Gaondevi Mandir, Naupada
		Wagle Estate- Raila Devi Lake
		Court Naka
		Mental Hospital
		Bedekar Hospital
		Kalwa- Chatarpati Shivaji Maharaj Hospital
<b>4.</b>	<b>Pune</b>	Shivaji Nagar (Sakhar Sankul)
		Karve Road (Nul stop)
		Swar Gate (Tilak Road)
		Satara Road (Balaji Nagar)
		Shaniwar Peth (Shanivar Wada)
		Yerawada (Near Gunjan Theatre)
		Laxmi Road (Shagun Chowk)
		Kothrud (Near Shivaji Putala)
		Mahatma Phule Madai (Near Mandai)
		Sarus Baug (Mitra Mandal Chowk)
		Hadapsar (Nera Bhaji Mandai)
		Parvati
		Koregaon Park
		Khadaki ( Near Bazar)
		M G Road (Babajan Chowk)
		University Road Chowk
		Aundh Parihar Chowk
		VishrantWadi

**Maharashtra Pollution Control Board Report on Ambient Noise Monitoring During Ganesh Festival 2018**

<b>Sr. No.</b>	<b>City</b>	<b>Location name (details)</b>
<b>5.</b>	<b>Nashik</b>	Nashik Road/ Ramkund on - 23.09.2018
		Panchvati/ Near Ashok Stambh on - 23.09.2018
		Civil Hospital/ Near Gadge Maharaj Statue on - 23.09.2018
		Trimurty Chowk/ River Bank of Waldevi on - 23.09.2018
		Satpur Bus Stand/ CIDCO (Behind PF Off.) on - 23.09.2018
<b>6.</b>	<b>Aurangabad</b>	Gulmandi
		City Chowk
		Kranti Chowk
		CIDCO Residential
		Usmanpura
<b>7.</b>	<b>Nagpur</b>	Ramdaspath (KRIMS Hospital)/(Sonegaon lake on - 23.09.2018)
		Cotton Market (Jayshree Talkies)/ (Gandhisagar on - 23.09.2018)
		Golibar Chowk/ (Futala lake on - 23.09.2018)
		Reshimbag (Saraswati Vidyalaya)/ (Sakkardara lake on - 23.09.2018)
		Gandhiputala (Taori TV Showroom)/ (Naik lake on - 23.09.2018)
<b>8.</b>	<b>Kalyan</b>	Khadakpada Chowk
		Shivaji Chowk
		Ulhasnagar Station
<b>9.</b>	<b>Amaravati</b>	Bhudhwara
		Rajkamal Square
		Irvin Hospital Square
<b>10.</b>	<b>Jalgaon</b>	Subhash Chowk
		Shashtri Tower Chowk
		Shanipeth Police Station
<b>11.</b>	<b>Kolhapur</b>	Rajaram Puri (Near Rajaram Puri)
		Mahalaxmi Mandir
		Khas Baug Maidan (Near Khas Baug Maidan)
<b>12.</b>	<b>Sangli</b>	Miraj Market
		Vishram Baug Chowk

<b>Sr. No.</b>	<b>City</b>	<b>Location name (details)</b>
		Gandhi Putala (Ganpati Peth)
<b>13.</b>	<b>Mira-Bhyander</b>	Bhakti Vedant Hospital, Tenkar pada
		Golden police Chowki
		Shivaji Chowk Kashi meera
<b>14.</b>	<b>Vasai-Virar</b>	Range office, Satwali, Vasai East
		Valiv phata, Vasai East
		N.B. Estate, Virar West
<b>15.</b>	<b>Ulhasnagar</b>	Gaol Maidan (Commecial & Residentail)
		Doodh Naka, Ulhasnagr sector 5
		CHM college
<b>16.</b>	<b>Bhiwandi-Nizampur</b>	Dhamankar Naka
		Indira Gandhi Memorial Hospital
		Shelar Near Nadi naka
<b>17.</b>	<b>Chandrapur</b>	Govt. Hospital
		Gandhi Square
		Jatpura Gate
<b>18.</b>	<b>Nanded-Waghala</b>	Ganesh Nagar, Municipal Corpartion, Nanded
		Shivaji Nagar
		Shree Guru Govindsing Govt. Medical College & Hospital, Shivaji Putala, Nanded
<b>19.</b>	<b>Ahmednagar</b>	Kotala Chowk
		Chitale Road
		Old Bus Stand
<b>20.</b>	<b>Dhule</b>	Agrasen Chowk
		Fulwala Chowk
		Santoshi Mata Chowk
<b>21.</b>	<b>Malegaon</b>	Mosampur
		Satana Naka
		Malegaon Camp
<b>22.</b>	<b>Pimpri-Chinchwad</b>	Chaphekar Chowk, Chinchwad Gaon



<b>Sr. No.</b>	<b>City</b>	<b>Location name (details)</b>
		Shanti Nagar (Pimri)
		Bosari Gaonthan
<b>23.</b>	<b>Parbhani</b>	Shivaji Chowk
		Shivaji Maharaj Putala, (near S.P. Office)
		Raigad Corner, Jintur road
<b>24.</b>	<b>Latur</b>	Ganjgolai
		Kesharaj High school, Sham nagar, Amba Jogai Road
		Aadarsh Colony, AUSA Road
<b>25.</b>	<b>Akola</b>	Collector Office
		Civil line Chowk/ Ratanlal plot
		City Kotawali Chowk near police station
<b>26.</b>	<b>Solapur</b>	Balives
		Ashok Chowk
		Hotgi and Vijapur road
		Saat Rastta Railway Station
<b>27.</b>	<b>Panvel</b>	Utsav Chowk, Kharghar
		Old Panvel, Panvel Corporation Building
		Khanda Colony, New Panvel

# **ANNEXURE II**

**Annexure II** - Noise Pollution (R&C) Rules, 2000 amendment dtd.  
21<sup>st</sup> April 2009

ध्वनी प्रदूषण (नियंत्रण व नियमन) नियम, २०००  
ची प्रभावीपणे अंमलबजावणी करण्यासाठी  
प्राधिकरणाची नियुक्ती करण्याबाबत

महाराष्ट्र शासन

पर्यावरण विभाग, मंत्रालय,

शासन निर्णय क्रमांक : ध्वनीप्र-२००९/प्र.क्र.९५/तांक-१

नविन प्रशासन भवन, १५ वा मजला, मादाम कामा रोड, मुंबई - ४०० ०३२

दिनांक: २१ एप्रिल, २००९

- वाचा - १) शासन निर्णय क्रमांक : ध्वनीप्र-२०००/प्र.क्र.२४/तांक ३, दिनांक १६ ऑगस्ट, २००० आणि दिनांक १५ जून, २००१  
२) मे. उच्च न्यायालयाच्या मुंबई खंडपीठांमध्ये दाखल करण्यात आलेल्या सार्वजनिक हिताच्या याचिका क्र. (१) २०५३/२००३, (२) ७४/२००७, (३) ८५/२००७ आणि (४) १/२००९ मधील दिनांक २६/२/२००९ चे आदेश

प्रस्तावना :-

पर्यावरण विभाग, शासन निर्णय क्र. एन.पी./२०००/२४/क्र.३, दिनांक १६/८/२००० व दिनांक १५/०६/२००१ रोजी ध्वनी प्रदूषण (नियंत्रण व नियमन) नियम, २००० च्या २ (क) नुसार, राज्यातील पोलीस आयुक्त असलेल्या शहरामध्ये पोलीस उप आयुक्त व इतर ठिकाणी जिल्हा पोलीस अधिक्षक यांना एक सदस्य प्राधिकरण म्हणून ध्वनी प्रदूषण नियमाची अंमलबजावणी करण्यासाठी नियुक्ती करण्यात आली आहे.

मा. उच्च न्यायालय, मुंबई खंडपीठाने वरील याचिकांमध्ये महाराष्ट्र शासन व इतर विभागांनी ध्वनी प्रदूषण (नियंत्रण व नियमन) नियम, २००० ची प्रभावी अंमलबजावणी करण्याकरीता दिनांक २६/२/२००९ रोजी ठराविक निर्देश दिलेले आहेत. त्यानुसार स्थानिक स्वराज्य संस्थांनी शहरी भागात शांतता झोन जाहीर करणे आवश्यक आहे.

शासन निर्णय :-

१) मा. उच्च न्यायालयाच्या आदेशानुसार तसेच ध्वनी प्रदूषण (नियंत्रण व नियमन) नियम, २००० च्या कलम ३ (५) नुसार स्थानिक स्वराज्य संस्थांनी शहरी भागात शांतता झोन त्वरीत जाहीर करून योग्य ते आदेश काढावेत. तसेच शहरात शांतता झोनचे फलक लावून आदेशाची प्रभावी अंमलबजावणी करण्यासाठी योग्य ती प्रसिध्दी करावी.

- १) शैक्षणिक संस्थांच्या सभोवताली १०० मीटर क्षेत्र
- २) सर्व न्यायालयाच्या सभोवताली १०० मीटर क्षेत्र
- ३) रुग्णालयाच्या सभोवताली १०० मीटर क्षेत्र

२) ध्वनी प्रदूषणाची वाढती पातळी व निरनिराळे प्रदूषण स्रोत विचारात घेता, शासनाच्या निरनिराळ्या विभागांनी सद्यस्थितीत ते राबवीत असलेल्या नियमाद्वारे ध्वनी प्रदूषण नियंत्रण व नियमनाची अंमलबजावणी करावी. त्याकरिता परिशिष्ट १ मध्ये नमूद केल्याप्रमाणे, शासनाच्या संबंधित विभागांच्या अधिपत्याखालील संस्थांच्या अधिकाऱ्यांना पदनाम प्राधिकरण म्हणून जाहीर करण्यात येत आहे. याबाबत संबंधीत

रौटा/इच-०१००[४००-४-२००९]-१



विभागांनी स्वतंत्र आदेश निर्गमित करावेत. सदर प्राधिकरण, ते राबवित असलेल्या नियमांच्या तरतुदीनुसार तसेच ध्वनी प्रदूषण (नियंत्रण व नियमन) नियम, २००० च्या तरतुदीनुसार ध्वनी प्रदूषण नियंत्रण व नियमनाची कार्यवाही करण्यास सक्षम असेल.


A.

३) ध्वनी प्रदूषण करणारे उपकरणे / स्रोत जसे D.G. Sets (15-500 KVA); Coal Washeries ; Fire Crackers Generator Sets with Diesel (upto 1000 KVA) manufactured on or after 1st July, 2003 ; Vehicles at manufacturing stage from the year, 2003 and 1st April, 2005 respectively as well as Noise Limits for Automobiles and Domestic appliances and construction equipments at the manufacturing stage laid down under the provisions of the Environment (Protection) Act, 1986 and Rules made there under इत्यादींची, सभोवतालच्या हवेतील ध्वनी प्रदूषण गुणवत्तेच्या विहित मर्यादा परिशिष्ट २ मध्ये नमूद केल्याप्रमाणे असेल.

४) या शासन निर्णयान्वये, पर्यावरण विभागाने यापूर्वी दिनांक १६ ऑगस्ट, २००० आणि दिनांक १५ जून, २००१ रोजी या विषयाबाबत निर्गमित केलेला शासन निर्णय खारीज करण्यात येत आहे. हा शासन निर्णय निर्गमित झाल्याच्या दिनांकापासून लागू राहील.

महाराष्ट्राचे राज्यपाल यांच्या आदेशानुसार व नावाने.

B.

  
(ग.नि.वराडे)

संचालक (पर्यावरण)

प्रत माहितीसाठी :-

मा.मुख्यमंत्र्यांचे प्रधान सचिव

मा.उपमुख्यमंत्र्यांचे प्रधान सचिव

मा. मुख्यसचिव

अतिरिक्त मुख्यसचिव, गृह विभाग, मंत्रालय

अतिरिक्त मुख्यसचिव, सार्वजनिक आरोग्य विभाग, मंत्रालय

प्रधान सचिव (अ. व सु.), गृह विभाग

प्रधान सचिव, नगर विकास विभाग (१), मंत्रालय

प्रधान सचिव, नगर विकास विभाग (२), मंत्रालय

प्रधान सचिव, महसूल विभाग, मंत्रालय

प्रधान सचिव, उच्च व तंत्रशिक्षण विभाग, मंत्रालय,

प्रधान सचिव, शालेय शिक्षण विभाग, मंत्रालय

सचिव, गृह विभाग (परिवहन),

सचिव, पर्यावरण

मा. मंत्री (पर्यावरण), यांचे खाजगी सचिव,

मा. राज्यमंत्री (पर्यावरण), यांचे खाजगी सचिव,

सर्व मा. मंत्री / राज्यमंत्री यांचे खाजगी सचिव

सर्व जिल्हाधिकारी

सर्व पोलीस आयुक्त / उप आयुक्त

सर्व जिल्हा पोलीस अधिक्षक / उप अधिक्षक

पर्यावरण विभाग सर्व अधिकारी / कार्यासन / निवडनस्ती - तांक १

परिशिष्ट - १

एच-०१०० -१३



ध्वनी प्रदूषण व नियमन व नियंत्रणाची अंमलबजावणी करण्यासाठी शासनाच्या अधिपत्याखाली असलेल्या संस्थांमधील संबंधित अधिका-याची पदनाम प्राधिकरण म्हणून नियुक्ती

Sr. No	Officer /Agency	Concerned Department	Duties
1.	District Magistrate, Sub-Divisional Magistrate,	Revenue	Corresponding Rules for the enforcement of the Noise Pollution Control measures within their respective jurisdiction.
2.	Police Commissioner or any other officer not below the rank of the Deputy Superintendent of Police designated for the maintenance of Ambient Air Quality Standards, as mentioned in the Rule 2(c) of Noise Pollution( Regulation and Control) Rules, 2000.	Home	The Police Authorities will be responsible for initiating further legal actions in respect of the violations..
3.	Municipal Commissioner, Additional/Deputy Municipal Commissioner/ Chief Officer of Municipal Council/Committee Govt. of Maharashtra not below the rank of the Deputy Superintendent of Police.	Urban Development	<p>Corresponding Rules for the enforcement of noise standards laid down under the Environment (Protection) Rules, 1986 at source for construction projects, utilities for buildings (ACs, DG sets etc.), domestic appliances, development and other activities in their jurisdiction.</p> <p>The urban local bodies shall be responsible for demarcation of the silent zones as per the Noise Rules, 2000 and displaying the same adequately.</p> <p>The urban local bodies shall include an Action Plan for noise control in the Environmental Status Report submitted by them annually, including noise monitoring and noise mapping studies.</p> <p>The Local Body and Urban Development Deptt., Govt. of Maharashtra will not grant any permissions for development activities in consistent with or in conflict with the categorization of zone. In case of overlapping zones, stringent standards will prevail over in that particular area.</p>
4.	Registrar /Head Master of the Educational Institutions duly approved by the concerned Government not below the rank of the Deputy Superintendent of Police	Higher & Technical Education/ School Education	Corresponding Rules for the enforcement and maintenance of the Ambient Noise Standards laid down for domestic appliances, automobiles etc. in respect of any activity in its jurisdiction.
5.	Dean/Superintendent of the Government Hospitals not below the rank of the Deputy Superintendent of Police	Public Health	Corresponding Rules for the enforcement and maintenance of the Ambient Noise Standards laid down for domestic appliances, automobiles etc. in respect of any activity in its



6.	Head of M.M.R.D.A., M.S.R.D.C., C.I.D.C.O., having local jurisdiction constituted under various Laws and Public Works Department.	Urban Development	<p>jurisdiction.</p> <p>Corresponding Rules for the enforcement and maintenance of Noise Standards laid down under the Environment (Protection) Rules, 1986 at source for construction projects, utilities for buildings (ACs, DG sets etc.), domestic appliances, development and other activities in their jurisdiction</p> <p>These Developmental Authorities should include adequate noise abatement measures in their project activities such as noise barriers to the bridges and flyovers, tree plantation for roads etc.</p>
7.	Member Secretary and any officer Maharashtra Pollution Control Board not below the rank of the Deputy Superintendent of Police	Environment Department	<p>(i) Monitoring of Ambient Noise Levels in case of specific requests from other authorities referred in the table and communicating the results to the respective Authorities for further necessary action at their end.</p> <p>(ii) For the enforcement of Noise Pollution Control Measures and Standards in industrial areas.</p>
8.	<p>(i) Any officer from the State Transport Department / Deputy Regional Transport Officer in their respective jurisdiction not below the rank of the Deputy Superintendent of Police</p> <p>(ii) Head of Maharashtra State Road Transport Corporation or any officer/ Depot Manager not below the rank of the Deputy Superintendent of Police.</p> <p>(iii) Traffic Police Authorities not below the rank of the Deputy Superintendent of Police</p>	Home Department (Transport)	<p>Enforcement and maintenance of the Noise Standards laid down under Environment (Protection) Rules, 1986 and Motor Vehicles Act, 1939 for the new and operating vehicles within their respective jurisdiction.</p> <p>The noise levels generated by the in-use vehicles should be monitored while grant of Pollution Under Control Certificate.</p>



## परिशिष्ट- २

**Schedule**  
(Under rule 3(1) and 4(1)) of Noise Pollution (Control and Regulation) Rules, 1999

**Ambient Air Quality Standards in respect of Noise**

Area Code	Category of Area/Zone	Limits in dB(A) Leq*	
		Day Time	Night Time
(A)	Industrial Area	75	70
(B)	Commercial Area	65	55
(C)	Residential Area	55	45
(D)	Silence Zone	50	40

- i. Day time shall mean from 6.00 a.m. to 10.00 p.m.
- ii. Night time shall mean from 10.00 p.m. to 6.00 a.m.
- iii. Silence Zone is defined as an area comprising not less than 100 meters around hospitals, educational institutions and courts. The silence zones are zones which are declared as such by the competent authority.
- iv. Mixed categories of areas may be declared as one of the four above mentioned categories by the competent authority.

\*dB(A) Leq denotes the time weighted average of the level of sound in decibels on scale A which is relatable to human hearing.

A "decibel" is a unit in which noise is measured.

"A", in dB(A) Leq, denotes the frequency weighting in the measurement of noise and corresponds to frequency response characteristics of the human ear.

Leq : It is an energy mean of the noise level, over a specified period.

**2. Standards / Guidelines for control of Noise Pollution from Stationary Diesel Generator (DG) Sets.**

**(A) Noise Standards for DG sets (15-500 KVA)**

The total sound power level,  $L_w$  of a DG set should be less than,  $94 + 10 \log_{10} (KVA)$ , dB(A), at the manufacturing stage, where, KVA is the nominal power rating of a DG set. This level should fall by 5 dB(A) every five years, till 2007, i.e. in 2002 and then in 2007

**(B) Mandatory acoustic enclosure/acoustic treatment of room for stationary DG sets (5KVA and above).**

Noise from the D.G. Set should be controlled by providing an acoustic enclosure or by treating the room acoustically.

The acoustic enclosure / acoustic treatment of the room should be designed for minimum 25 dB (A) Insertion Loss or for meeting the ambient noise standards, whichever is on the higher side (if the actual ambient noise is on the higher side, it may not be possible to check the performance of the acoustic enclosure/acoustic treatment. Under such circumstances, the performance may be checked for noise reduction upto actual ambient noise level, preferably in the night time). The measurement for Insertion Loss may be done at different points at 0.5 m from the acoustic enclosure/room, and then averaged.



The DG set should also be provided with proper exhaust muffler with insertion loss of minimum 25dB (A).

- A. (C) **Guidelines for the manufacturers/users of DG sets (5 KVA and above).**
01. The manufacturer should offer to the user a standard acoustic enclosure of 25 dB(A) Insertion Loss and also a suitable exhaust muffler, with Insertion Loss of 25 dB(A).
  02. The user should make efforts to bring down the noise levels due to the D.G. set, outside his premises, within the ambient noise requirements by proper siting and control measures.
  03. The manufacturer should furnish noise power levels of the unsilenced DG sets as per standards prescribed under (A).
  04. The total sound power level of a D.G. set, at the user's end, shall be within 2 dB(A) of the total sound power level of the DG set, at the manufacturing stage as prescribed under (A).
  05. Installation of a DG set must be strictly in compliance with the recommendations of the DG set manufacturer.
  06. A proper routine and preventive maintenance procedure for the DG set should be set and followed in consultation with the DG set manufacturer, which would help to prevent noise levels of the DG set from deteriorating with use.

### 3. Noise Level Standards for Coal Washeries

Operational / Working Zone -- not to exceed 85 dB(A) Leq for 8 hours exposure.

The Ambient Air Quality Standards in respect of noise as notified under Environment (Protection) Rules, 1986 shall be followed at the boundary line of the coal washery.

#### Code of Practice of Coal Washery

Water or Water mixed chemical shall be sprayed at all strategic coal transfer points such as conveyors, loading/unloading points etc. As far as practically possible conveyors, transfer points etc. shall be provided with enclosures.

- \* The crushers/pulverizers of the coal washeries shall be provided with enclosures, fitted with suitable air pollution control measures and finally emitted through a stack of minimum height of 30m, conforming particulate matter emission standards of 150 mg/Nm<sup>3</sup> or provided with adequate water sprinkling arrangement.
- \* Water sprinkling by using fine atomizer nozzles arrangement shall be provided on the coal heaps and on land around the crushers/pulverisers.
- \* Area, in and around the coal washery shall be pucca either asphalted or concreted.
- \* Water consumption in the coal washery shall not exceed 1.5 cubic meter per tonne of coal.
- \* The efficiency of the settling ponds of the waste water treatment system of the coal washery shall not be less than 90%.
- \* Green belt shall be developed along the road side, coal handling plants, residential complex, office building and all around the boundary line of the coal washery.
- \* Storage bunkers, hoppers, rubber decks in chutes and centrifugal chutes shall be provided with proper rubber linings.



\* Vehicles movement in the coal washery area shall be regulated effectively to avoid traffic congestion. High pressure horn shall be prohibited. Smoke emission from heavy duty vehicle operating in the coal washeries should conform the standards prescribed under Motor Vehicle Rules, 1989.

**4. Noise Standards for fire-crackers**

- A.(i) The manufacturer, sale or use of fire-crackers generating noise level exceeding 125 dB(A) or 145 dB(C)<sub>pk</sub> at 4 meters distance from the point of bursting shall be prohibited.
- (ii) For individual fire-cracker constituting the series (joined fire crackers), the above mentioned limit be reduced by  $5 \log_{10} (N)$  dB, where N=Number of crackers joined together.
- B. The broad requirements for measurement of noise from fire-crackers shall be-
- (i) The measurements shall be made on a hard concrete surface of minimum 5 meter diameter or equivalent.
- (ii) The measurement shall be made in free field conditions i.e., there shall not be any reflecting surface upto 15 meter distance from the point of bursting.
- (iii) The measurement shall be made with an approved sound level meter.
- C. The Department of Explosives shall ensure implementation of these standards.

**5. Noise Limits for Generator Sets run with diesel**

**Noise limit for diesel generator sets (upto 1000 KVA) manufactured on or after 1<sup>st</sup> July, 2003**

The maximum permissible sound pressure level for new diesel generator (DG) sets with rated capacity upto 1000 KVA, manufactured on or after the 1<sup>st</sup> July, 2003 shall be 75 dB(A) at 1 meter from the enclosure surface.

The diesel generator sets should be provided with integral acoustic enclosure at the manufacturing stage itself.

The implementation of noise limit for these diesel generator sets shall be regulated as given in below mentioned paragraph.

**Requirement of certification**

Every manufacturer of engine or every importer of engine or product must have valid certificates of Type Approval and certificates of Conformity of Production for each year, for all engine models being manufactured or for all engines or product models being imported, after the effective date with the emission limit as specified in earlier paragraph.



6. (1) Noise limits for vehicles applicable at manufacturing stage  
from the year, 2003.

Sr.No.	Type of Vehicle	Noise Limits dB(A)	Date Implementation of
(1)	(2)	(3)	(4)
1.	Two Wheeler		1 <sup>st</sup> January, 2003
	Displacement upto 80 cm <sup>3</sup>	75	
	Displacement more than 80 cm <sup>3</sup> but upto 175 cm <sup>3</sup>	77	
	Displacement more than 175 cm <sup>3</sup>	89	
2.	Three Wheeler		1 <sup>st</sup> January, 2003
	Displacement upto 175 cm <sup>3</sup>	77	
	Displacement more than 175 cm <sup>3</sup>	80	
3.	Passenger Car	75	1 <sup>st</sup> January, 2003
4.	Passenger or Commercial Vehicles		1 <sup>st</sup> July, 2003
	Gross vehicle weight upto 4 tonnes	80	
	Gross vehicle weight more than 4 tonnes but upto 12 tonnes	83	
	Gross vehicle weight more than 12 tonnes	85	



(2) Noise Limits for vehicles at manufacturing stage applicable on and from 1<sup>st</sup> April, 2005

Sr.No.	Type of vehicles	Noise Limits
1.0	<b>Two Wheelers</b>	
1.1	Displacement upto 80 cc	75
1.2	Displacement more than 80 cc but upto 175 cc	77
1.3	Displacement more than 175 cc	80
2.1	<b>Three Wheelers</b>	
2.1	Displacement upto 175 cc	77
2.2	Displacement more than 175 cc	80
3.0	<b>Vehicles used for the carriage of passengers and capable of having not more than nine seats, including the driver's seat</b>	74
4.0	<b>Vehicles used for the carriage of passengers having more than nine seats including the driver's seat and a maximum Gross Vehicle Weight (GVW) of more than tonnes</b>	
4.1	With an engine power less than 150KW	78
4.2	With an engine power of 150 KW or above	80
5.0	<b>Vehicles used for the carriage of passengers having more than nine seats including the driver's seat: Vehicle used for the carriage of goods.</b>	
5.1	With a maximum GVW not exceeding 2 tonnes	76
5.2	With a maximum GVW greater than 3 tonnes but not exceeding 3.5 tonnes	77
6.0	<b>Vehicles used for the transport of goods with a maximum GVW exceeding 3.5 tonnes</b>	
6.1	With an engine power less than 75 KW	77
6.2	With an engine power of 75 KW or above but less than 150KW	78
6.3	With an engine power of 150 KW or above	80



## 7. Noise Standards Part E:-

## A. Noise limits for Automobiles (Free Field Distance at 7.5 meter in dB(A) at the manufacturing stage.

(a)	Motorcycle, Scooters and Three Wheelers	80
(b)	Passenger Cars	82
(c)	Passenger or Commercial vehicles upto 4 MT	85
(d)	Passenger or Commercial vehicles above 4 MT and Upto 12 MT	89
(e)	Passenger or Commercial vehicles exceeding 12 MT	91

B. Domestic appliances and construction equipments at the manufacturing stage to be achieved by 31<sup>st</sup> December, 1993.

(a)	Window Air Conditioners of 1 ton to 1.5 ton	68
(b)	Air Coolers	60
(c)	Refrigerators	46
(d)	Diesel generator of domestic purposes	85-90
(e)	Compactors (rollers), Front Loaders, Concrete Mixers, Cranes (moveable), Vibrators and Saws	75

\*\*\*\*\*

# **ANNEXURE III**

**Annexure III** - Hourly Noise Levels on 13<sup>th</sup>, 14<sup>th</sup>, 17<sup>th</sup>, 19<sup>th</sup> & 23<sup>rd</sup> September 2018 during Ganesh Festival at different locations in Maharashtra

		13-Sep-18						14-Sep-18						17-Sep-18						19-Sep-18						23-Sep-18					
		Thursday						Friday						Monday						Wednesday						Sunday					
	Location name (details)	18:00-19:00	19:00-20:00	20:00-21:00	21:00-22:00	22:00-23:00	23:00-24:00	18:00-19:00	19:00-20:00	20:00-21:00	21:00-22:00	22:00-23:00	23:00-24:00	18:00-19:00	19:00-20:00	20:00-21:00	21:00-22:00	22:00-23:00	23:00-24:00	18:00-19:00	19:00-20:00	20:00-21:00	21:00-22:00	22:00-23:00	23:00-24:00	18:00-19:00	19:00-20:00	20:00-21:00	21:00-22:00	22:00-23:00	23:00-24:00
		MUMBAI																													
1.	Andheri - Azad Nagar, Sarvajanik Utsav Samiti Sr. 2, Vir Desai Marg, Andheri (W)-Sr.J.B.B.S.D.540	76.3	75.7	74.2	73.3	71.8	69.3	69.6	79.1	78.2	82.3	78.3	72.1	80.2	81.8	74.1	74.9	67.0	65.7	76.8	82.3	93.7	90.3	87.0	84.1	99.9	96.7	98.9	96.3	96.1	95.4
2.	Bandra - Sarvajanik Ganeshutsav Mandal-Sr.A2329, S.V. Road, Bandra (W)	71.6	68.9	70.5	70.1	70.6	68.3	70.7	79.6	77.6	77.3	78.9	67.0	60.9	85.2	80.2	79.1	77.0	80.0	76.8	81.5	80.8	86.9	79.5	62.5	92.6	94.1	93.1	91.6	88.0	75.1
3.	Bhandup - Jay Bajrang Mitra Mandal (Bhandup Samrat), Bhandup Station Rd (W)	74.5	74.3	72.5	71.1	72.8	71.0	82.5	84.6	81.8	89.0	75.0	75.2	94.6	91.1	94.3	98.3	96.7	97.1	83.0	85.3	83.3	87.6	89.2	79.9	82.7	88.7	85.7	88.8	86.5	83.1
4.	Borivali - Manav Mitra Mandal, L.T. Road, Borivali (W), Mumbai - 400092	66.9	60.2	72.6	65.3	51.3	50.2	83.8	81.9	77.3	87.0	77.6	74.4	75.4	84.8	83.6	80.5	75.9	68.3	70.5	76.6	83.4	82.7	84.5	73.4	75.4	80.1	89.4	92.5	67.3	64.5
5.	Byculla - Sarvajanik Ganeshutsav mandal, Dr. Ambedkar Marg, Byculla (E)	69.9	68.8	68.1	67.0	65.8	62.5	81.7	82.8	79.8	96.0	83.4	70.0	71.6	74.9	73.5	71.1	70.6	70.2	83.8	81.0	76.9	70.1	82.3	77.6	89.5	90.9	93.1	92.3	93.3	82.0
6.	Chembur (East) - Near Ashish Talao / Ashish Theatre	66.9	72.4	75.2	76.4	81.9	73.4	72.1	73.6	83.6	94.2	92.4	75.3	82.0	80.7	77.4	75.1	73.6	71.4	75.3	76.7	78.4	75.5	74.8	72.4	97.1	96.6	95.8	95.7	93.9	82.6
7.	Chembur (West) - Sahyadri Krida Mandal Tilak Nagar, Chembur	67.4	70.4	70.5	76.4	76.7	73.0	95.3	102.5	98.1	89.7	83.5	79.8	68.5	72.6	64.2	60.1	58.3	55.7	75.2	72.1	75.5	69.7	70.2	61.7	82.6	83.7	88.3	81.1	79.0	77.9
8.	Chinchpokali (E) - Lalbaug Raja Sarvajanik Ganeshutsav Mandal	70.6	77.8	81.8	83.0	79.1	75.1	87.8	97.5	88.4	76.8	81.8	66.6	72.6	72.5	77.1	74.2	72.7	68.3	65.8	77.5	82.1	75.8	71.1	61.9	86.8	92.5	98.6	100.2	105.8	100.1
9.	Chinchpokali (W) - Parsiwadi Mitra Mandal, Auther Road Naka, Sarvajanik Ganeshutsav Mandal	80.3	83.6	80.7	80.6	76.8	73.0	90.9	99.6	100.1	97.6	86.9	82.3	79.0	80.0	80.7	78.0	81.9	78.2	71.0	78.4	79.2	78.5	74.8	68.1	85.8	89.9	97.5	101.2	105.2	100.8
10.	Dadar (East) - Khodadad Circle, Dadar TT	50.3	49.0	56.9	67.6	67.7	69.7	84.9	85.9	83.3	85.8	79.1	76.1	84.5	83.9	89.8	90.4	85.7	76.6	61.1	66.7	67.4	65.6	61.0	62.1	89.5	93.2	96.1	99.5	100.4	99.2
11.	Dadar (West) - Sai Ganesh Sadan, Senapati Bapat Marg, Sarvajanik Ganeshutsav Mandal, Sunder Nagar	63.7	64.6	65.7	75.4	68.1	64.5	79.5	80.6	75.8	83.1	78.3	69.6	76.9	80.1	82.3	82.7	80.9	73.6	72.5	74.5	77.4	77.3	71.9	64.1	74.2	77.3	78.5	75.6	80.2	80.0



		13-Sep-18						14-Sep-18						17-Sep-18						19-Sep-18						23-Sep-18					
		Thursday						Friday						Monday						Wednesday						Sunday					
	Location name (details)	18:00-19:00	19:00-20:00	20:00-21:00	21:00-22:00	22:00-23:00	23:00-24:00	18:00-19:00	19:00-20:00	20:00-21:00	21:00-22:00	22:00-23:00	23:00-24:00	18:00-19:00	19:00-20:00	20:00-21:00	21:00-22:00	22:00-23:00	23:00-24:00	18:00-19:00	19:00-20:00	20:00-21:00	21:00-22:00	22:00-23:00	23:00-24:00	18:00-19:00	19:00-20:00	20:00-21:00	21:00-22:00	22:00-23:00	23:00-24:00
12.	Elphinstone - Shiv Sai Sarvajanik Ganeshutsav Mandal, B.M. Marg, Elphinstone Road, Mumbai - 13.	71.8	72.7	74.6	71.2	66.1	61.0	84.0	88.3	86.4	86.8	83.0	79.7	61.7	61.9	59.1	54.5	52.2	51.9	74.3	72.7	72.1	72.7	70.1	66.1	78.2	82.4	77.5	76.7	74.6	75.7
13.	Ghatkopar - Amar Mitra Mandal, Tilak nagar, Ghatkopar (E)	74.3	72.7	72.1	72.7	70.0	68.9	80.2	80.9	77.2	88.4	80.7	73.2	77.5	82.1	82.3	83.4	83.1	77.2	77.2	76.8	74.1	72.8	68.3	64.8	85.6	82.7	83.8	83.5	79.2	78.5
14.	Girgaon Chowpati - Akhil Chowpati Bhirvi Lane, Sarvajanik Ganeshutsav Mandal, Mumbai - 400 006	72.6	74.4	74.6	72.4	69.9	67.8	78.4	80.2	75.5	74.3	73.1	63.2	84.2	85.3	83.7	83.6	80.7	79.6	69.1	79.2	80.5	80.3	74.7	72.3	86.6	81.9	85.0	86.9	79.6	73.5
15.	Grant Road - Saltar Road Sarvjanik Ganeshutsav Mandal, Grant Road (W), Mumbai.	75.5	76.9	79.3	79.6	70.3	65.3	84.1	83.7	85.9	85.7	84.8	82.5	74.3	79.6	80.7	84.7	71.8	72.3	79.1	87.1	85.0	83.2	80.4	74.4	73.8	85.8	92.6	75.1	70.1	71.6
16.	Juhu Chowpati - Om Kareshver Shiv Mandir (Trust), Fort Juhu Choupati	79.5	80.7	81.5	79.9	75.5	73.9	76.8	80.3	86.7	84.9	84.9	72.6	75.8	76.7	82.9	77.5	74.3	77.5	73.8	80.5	78.9	76.3	75.0	72.7	93.6	106.3	107.5	103.7	102.4	95.3
17.	Kandivali (East) - Thakur Village	77.2	77.7	77.6	75.3	77.3	77.6	81.8	78.8	80.4	73.8	67.0	65.3	72.8	75.6	78.1	75.3	76.2	75.8	79.8	85.3	87.4	80.7	78.3	76.3	96.0	94.7	92.2	99.4	84.6	84.3
18.	Kandivali (W) - Balla Mitra Mandal, Behind Poisur Depot, Nr Ganesh Medics, Kandivali (W)	78.8	79.4	80.4	80.7	73.3	74.8	82.9	71.5	83.6	72.3	76.1	72.7	75.5	79.0	80.6	80.1	78.5	75.9	69.3	77.2	74.0	70.6	60.7	57.5	89.3	92.5	87.3	87.4	73.1	69.6
19.	Khar - Sarvajanik Ganeshutsav Mandal Sr. 1441-34/35, Sharma Building, 4th Road, Opp. Khar Police Station(W)	72.7	78.4	77.7	76.3	72.4	73.3	64.5	63.9	70.9	72.6	73.1	75.8	75.2	81.4	83.1	83.0	79.1	75.1	72.3	78.8	75.3	73.7	72.7	66.5	99.9	99.7	100.7	99.8	94.8	91.0
20.	Mulund - Sargam Mitra Mandal R.H.B. Road, Mumbai - 400 080	60.2	68.8	75.8	83.2	65.3	57.9	81.1	80.4	83.9	77.4	79.3	69.9	74.3	81.2	77.3	74.8	73.7	72.4	76.9	78.6	78.2	78.4	80.7	78.4	75.4	89.8	96.6	91.0	87.3	78.4
21.	Mumbai Central - Belasis Road, B.I.T. Chawl, Mumbai Central, Mumbai - 400 008	74.5	72.6	77.5	72.6	73.2	73.1	67.2	66.9	67.6	65.9	65.4	72.3	72.1	76.2	76.8	75.3	74.9	72.2	77.7	82.1	84.1	78.9	73.0	69.3	81.2	83.9	81.6	82.7	83.4	80.6
22.	Parel - Sarvajanik Ganeshutsav Mandal Bal Gopal Mandal Parel (W), Tata Mill Compound, Parel	79.0	77.4	84.5	75.6	74.4	63.6	65.0	69.1	75.8	78.6	73.6	72.7	74.5	73.1	75.7	78.0	74.2	73.4	68.5	71.4	88.7	81.9	81.3	80.1	67.5	70.3	77.7	87.0	67.6	69.3

		13-Sep-18						14-Sep-18						17-Sep-18						19-Sep-18						23-Sep-18					
		Thursday						Friday						Monday						Wednesday						Sunday					
	Location name (details)	18:00-19:00	19:00-20:00	20:00-21:00	21:00-22:00	22:00-23:00	23:00-24:00	18:00-19:00	19:00-20:00	20:00-21:00	21:00-22:00	22:00-23:00	23:00-24:00	18:00-19:00	19:00-20:00	20:00-21:00	21:00-22:00	22:00-23:00	23:00-24:00	18:00-19:00	19:00-20:00	20:00-21:00	21:00-22:00	22:00-23:00	23:00-24:00	18:00-19:00	19:00-20:00	20:00-21:00	21:00-22:00	22:00-23:00	23:00-24:00
23.	Santacruz (East) - Milan Subway, Neet & Geet Society	72.5	76.2	78.9	83.2	74.7	67.8	69.6	73.6	74.4	73.6	68.9	62.3	77.3	79.4	76.7	76.5	73.6	69.4	76.0	81.7	86.5	85.2	78.8	74.1	80.9	83.3	78.2	77.0	79.7	74.4
24.	Vikhroli - Balmitra Kala Mandal, Vijay House, Vikhroli Station Rd, Vikhroli (W)	70.9	72.4	73.3	71.0	68.6	62.1	79.2	85.5	81.0	91.0	86.6	74.0	58.4	67.0	70.5	68.0	66.6	59.1	80.2	81.8	86.2	82.6	77.1	72.9	88.8	91.5	85.9	93.7	87.2	86.3
25.	Wadala - G.B.S. Sarvajanik Ganeshutsav Mandal, Shree Ram Mandir, Before Wadala Depot Signal	65.6	79.9	77.5	84.5	72.8	61.7	77.0	79.0	89.3	92.1	90.5	72.1	73.6	68.1	68.8	71.6	71.4	71.9	78.3	75.8	76.3	79.8	77.4	75.0	65.6	79.9	77.5	84.5	78.7	73.2
		NAVI MUMBAI																													
1.	Airoli - Traffic Police Chouki (before Mulund Airoli Bridge)	67.5	70.3	71.6	72.8	70.7	71.8	72.7	69.8	83.6	87.6	72.6	77.4	61.2	59.9	57.0	52.7	51.6	46.4	64.5	67.2	69.2	69.7	62.3	57.2	84.3	86.1	86.0	81.8	76.9	73.1
2.	CBD Belapur - MGM Hospital Chowk, Near Police Chowki	67.4	70.4	77.5	72.6	68.9	59.9	62.0	60.3	64.0	67.4	57.6	68.6	78.2	82.8	88.8	88.9	78.3	68.8	74.3	75.3	73.4	67.7	70.4	68.3	86.5	89.2	88.0	88.3	69.4	67.7
3.	Kopar Khairane - Sector-10, D-Mart Main Road	69.4	71.9	83.2	67.6	69.3	65.3	73.7	87.5	78.9	75.5	69.6	63.4	76.9	78.9	89.2	75.6	73.5	69.4	65.7	68.3	67.5	63.8	58.2	55.3	74.4	82.7	81.5	85.4	81.3	78.0
4.	Uran - Ganpati Chowk	64.4	69.8	75.8	74.0	70.8	63.1	78.6	88.3	85.6	95.3	101.3	84.2	82.0	80.0	88.3	84.4	86.0	76.6	75.8	73.3	67.7	66.6	70.4	75.1	81.3	83.4	88.1	83.7	79.1	79.8
5.	Vashi - Shivaji Chowk Near Bus Depot	67.8	71.6	77.9	76.9	73.6	65.5	71.9	72.6	58.9	65.2	68.9	54.3	82.1	80.6	84.9	86.3	82.1	80.0	71.5	76.4	78.8	78.0	72.5	68.4	79.8	88.3	91.4	89.3	89.7	86.2
		THANE																													
1.	Gokhale Road-Malhar Cinema	71.5	73.6	76.1	67.4	88.1	70.0	87.6	92.8	86.0	87.4	75.6	65.3	69.2	73.1	69.9	70.1	74.2	63.7	79.7	81.0	81.7	82.8	79.7	78.5	89.0	85.3	87.7	95.0	78.7	67.7
2.	Jambli Naka- Lake immersion Point	71.6	75.8	69.3	68.2	64.6	63.2	73.5	82.1	89.9	80.0	71.7	72.0	87.4	97.5	88.4	85.1	80.9	67.0	71.4	77.7	82.2	82.3	69.5	57.9	83.3	81.5	92.2	112.1	91.7	101.3
3.	Main Road-Gaondevi Mandir, Naupada	74.3	72.7	72.1	72.7	70.0	68.9	100.0	98.5	95.3	100.3	98.2	96.8	72.6	76.5	75.6	73.9	69.9	70.6	80.1	81.4	82.6	83.3	80.6	81.1	81.4	92.5	79.4	85.4	94.1	89.1
4.	Wagle Estate-Raila Devi Lake	72.6	74.4	74.6	72.4	69.9	67.8	83.6	88.7	93.9	92.3	70.8	64.2	83.7	87.6	86.3	80.7	79.6	74.6	74.2	73.9	77.3	73.6	67.3	59.8	83.2	95.3	99.3	100.8	95.1	92.1
5.	Court Naka	75.5	76.9	79.3	79.6	70.3	65.3	82.8	81.6	77.7	87.0	77.6	74.7	73.5	73.7	73.7	72.7	70.7	71.6	77.0	81.3	80.0	73.6	65.9	63.8	81.2	77.4	75.9	70.5	67.3	80.2

		13-Sep-18						14-Sep-18						17-Sep-18						19-Sep-18						23-Sep-18					
		Thursday						Friday						Monday						Wednesday						Sunday					
	Location name (details)	18:00-19:00	19:00-20:00	20:00-21:00	21:00-22:00	22:00-23:00	23:00-24:00	18:00-19:00	19:00-20:00	20:00-21:00	21:00-22:00	22:00-23:00	23:00-24:00	18:00-19:00	19:00-20:00	20:00-21:00	21:00-22:00	22:00-23:00	23:00-24:00	18:00-19:00	19:00-20:00	20:00-21:00	21:00-22:00	22:00-23:00	23:00-24:00	18:00-19:00	19:00-20:00	20:00-21:00	21:00-22:00	22:00-23:00	23:00-24:00
6.	Mental Hospital	63.1	65.3	66.7	63.8	59.4	57.8	71.3	69.6	64.1	67.9	59.3	51.8	80.4	79.0	80.2	71.4	67.4	55.6	68.8	75.8	85.5	75.8	71.7	68.1	71.3	68.1	71.6	67.9	66.7	63.6
7.	Bedekar Hospital	57.8	51.2	51.9	54.3	54.7	55.4	72.1	67.6	55.8	63.3	54.2	58.0	68.9	74.8	69.7	77.4	70.5	67.3	72.6	71.7	73.8	72.0	73.6	65.9	75.1	77.8	79.6	81.9	75.0	62.9
8.	Kalwa- Chatarpati Shivaji Maharaj Hospital	57.2	62.3	53.4	61.3	51.3	61.6	82.3	81.3	83.8	84.6	81.5	71.6	65.7	74.3	73.8	82.6	75.2	60.9	76.8	87.0	76.1	75.7	64.9	62.0	71.2	81.4	76.0	84.0	86.0	73.2
		PUNE																													
1.	Shivaji Nagar (Sakhar Sankul)	95.2	96.3	81.1	69.1	63.7	57.0	77.8	80.4	81.4	81.3	74.3	64.4	85.3	84.9	73.5	76.4	79.1	72.3	77.2	82.5	77.2	81.2	79.0	72.1	70.7	88.6	85.3	76.0	75.8	73.7
2.	Karve Road (Nul stop)	82.7	90.9	91.0	89.0	79.2	69.7	72.8	84.3	86.5	80.1	71.2	64.6	74.8	81.3	88.3	89.7	80.1	74.7	76.9	90.0	91.3	90.7	84.2	72.7	85.3	90.1	99.0	100.7	91.9	86.4
3.	Swar Gate (Tilak Road)	84.0	88.0	87.3	82.8	76.6	65.4	88.5	87.2	77.2	77.0	74.4	68.5	89.0	89.2	81.7	77.1	73.4	68.3	89.1	89.3	81.8	77.1	73.4	67.3	83.7	85.6	83.5	78.8	75.5	69.8
4.	Satara Road (Balaji Nagar)	79.3	82.1	78.3	76.8	73.5	70.2	84.7	80.5	77.3	76.5	73.1	70.0	81.6	86.3	87.3	85.8	74.2	70.1	86.1	87.1	86.8	82.9	79.1	71.6	89.8	92.7	96.8	93.5	88.8	86.5
5.	Shaniwar Peth (Shaniwar Wada)	77.3	83.1	79.2	74.8	72.0	70.6	78.3	78.1	80.3	77.8	75.0	71.8	80.7	79.9	78.0	78.9	73.1	65.3	77.9	81.4	87.6	89.1	74.5	69.3	79.2	82.4	86.4	86.7	81.5	81.4
6.	Yerawada (Near Gunjan Theatre)	63.6	65.0	75.7	71.9	62.4	58.8	75.7	80.5	79.9	72.7	68.9	66.9	74.6	79.1	86.7	73.5	71.5	63.7	75.1	82.3	81.8	80.7	74.3	69.8	81.3	83.8	80.7	81.7	73.6	68.2
7.	Laxmi Road (Shagun Chowk)	84.2	84.2	85.6	84.7	84.6	73.4	77.1	85.3	76.6	81.2	77.4	71.4	82.1	84.6	84.0	74.9	74.4	73.5	75.2	79.0	80.4	76.9	75.2	74.9	85.5	89.8	93.7	82.1	88.4	84.3
8.	Kothrud (Near Shivaji Putala)	75.2	85.0	89.5	81.6	70.6	68.3	72.5	84.7	85.6	79.4	69.1	65.0	77.5	72.0	89.3	88.0	79.0	74.1	78.0	89.0	93.7	89.5	88.2	77.1	84.9	92.5	100.5	98.7	93.2	85.0
9.	Mahatma Phule Madai (Near Mandai)	80.4	86.3	89.7	83.4	77.1	73.8	83.4	85.9	87.5	81.6	76.5	73.6	81.2	84.8	89.3	87.8	79.4	73.8	76.6	80.7	82.3	82.5	76.3	73.6	84.9	91.6	85.9	82.0	84.3	75.5
10.	Sarus Baug (Mitra Mandal Chowk)	73.2	83.6	82.3	80.0	67.7	57.2	77.7	82.6	84.4	72.9	68.3	65.0	79.6	77.6	69.8	66.1	64.8	59.3	78.9	77.5	69.6	66.6	68.1	63.7	74.3	81.6	76.1	71.6	66.5	64.4
11.	Hadapsar (Nera Bhaji Mandai)	76.3	87.5	89.1	88.1	92.7	84.3	79.8	83.9	88.4	83.7	76.3	67.8	76.5	82.4	84.7	89.6	83.7	72.1	83.6	85.7	91.5	92.6	81.4	72.6	84.6	84.9	86.7	78.9	83.1	71.7
12.	Parvati	79.4	83.7	81.2	76.4	75.1	69.2	67.3	68.7	70.0	71.5	64.0	62	80.7	79.3	80.4	77.0	74.3	68.7	78.6	80.1	81.7	74.6	72.4	67.2	89.3	86.5	93.2	96.3	91.4	87.8

		13-Sep-18						14-Sep-18						17-Sep-18						19-Sep-18						23-Sep-18					
		Thursday						Friday						Monday						Wednesday						Sunday					
	Location name (details)	18:00-19:00	19:00-20:00	20:00-21:00	21:00-22:00	22:00-23:00	23:00-24:00	18:00-19:00	19:00-20:00	20:00-21:00	21:00-22:00	22:00-23:00	23:00-24:00	18:00-19:00	19:00-20:00	20:00-21:00	21:00-22:00	22:00-23:00	23:00-24:00	18:00-19:00	19:00-20:00	20:00-21:00	21:00-22:00	22:00-23:00	23:00-24:00	18:00-19:00	19:00-20:00	20:00-21:00	21:00-22:00	22:00-23:00	23:00-24:00
13.	Koregaon Park	69.6	72.6	77.4	71.0	61.2	58.3	84.3	78.2	82.7	73.9	66.7	65.5	73.1	79.2	84.1	81.6	67.7	58.9	67.4	71.2	79.8	81.3	69.4	60.7	79.8	81.3	84.9	71.2	69.4	67.4
14.	Khadaki ( Near Bazar)	69.1	68.5	80.6	79.8	65.4	54.9	88.0	75.9	77.7	73.5	69.6	66.5	74.6	80.8	88.6	80.2	77.4	63.0	74.9	81.3	80.2	81.1	76.7	69.9	84.2	84.6	83.8	87.3	79.8	68.7
15.	M G Road (Babajan Chowk)	63.7	66.5	73.5	83.4	82.7	78.9	75.8	79.1	83.7	87.6	79.2	71.5	77.5	81.7	81.2	78.6	80.3	74.0	78.5	84.3	89.7	89.1	83.2	78.6	81.6	87.6	88.9	89.4	85.7	76.2
16.	University Road Chowk	64.0	63.3	70.3	61.7	55.6	54.4	70.2	67.5	73.7	69.3	63.4	64.1	72.0	78.5	82.8	69.0	68.4	67.4	77.0	78.9	81.4	75.3	72.7	64.2	69.2	75.8	78.7	75.1	69.3	68.1
17.	Aundh Parihar Chawk	63.4	67.1	70.6	73.4	73.1	64.1	64.4	68.7	73.6	71.5	70.6	63.8	67.8	75.1	78.9	75.2	77.3	67.1	71.6	74.4	81.4	76.8	66.4	61.5	83.6	89.7	93.5	94.7	88.3	76.5
18.	VishrantWadi	78.8	78.6	75.9	72.4	71.0	63.1	81.6	79.5	81.9	83.2	77.8	75.8	82.8	89.9	86.8	93.5	89.3	78.1	81.9	83.5	82.3	87.1	79.3	67.4	86.2	84.4	82.7	81.3	76.8	69.1
		NASHIK																													
1.	Nashik Road/ Ramkund on - 23.09.2018	79.4	78.4	77.5	76.8	70.3	68.4	87.5	85.2	80.1	79.6	77.3	72.6	79.4	78.4	77.5	76.8	70.3	68.4	76.3	78.1	81.6	84.1	80.3	72.1	101.4	109.8	102.4	98.7	96.5	84.2
2.	Panchvati/ Near Ashok Stambh on - 23.09.2018	79.6	77.6	78.0	75.5	70.5	67.1	78.5	77.1	77.4	75.9	74.1	73.7	79.6	77.6	78.0	75.5	70.5	67.1	73.5	79.0	82.7	84.6	79.9	70.1	108.6	107.7	102.6	105.9	89.5	72.4
3.	Civil Hospital / Near Gadge Maharaj Statue on - 23.09.2018	80.1	81.6	78.4	75.4	74.7	70.1	83.3	81.6	80.5	78.6	76.2	74.6	80.1	81.6	78.4	75.4	74.7	70.1	71.5	76.5	85.5	87.0	80.6	72.5	106.5	105.4	101.6	99.0	96.5	90.5
4.	Trimurty Chowk / River Bank of Waldevi on - 23.09.2018	83.4	84.7	85.9	77.6	71.6	70.0	85.6	84.4	83.5	79.6	75.1	73.7	83.4	84.7	85.9	77.6	71.6	70.0	75.1	80.7	84.3	83.5	79.9	70.3	99.5	107.5	102.5	105.1	99.4	85.5
5.	Satpur Bus Stand / CIDCO (Behind PF Off.) on - 23.09.2018	76.6	85.6	84.9	75.5	71.4	64.6	80.1	81.6	82.7	78.5	74.4	70.4	76.6	85.6	84.9	75.5	71.4	64.6	74.2	79.9	83.6	84.5	80.1	72.6	87.6	107.9	101.2	108.7	102.3	84.6
		AURANGABAD																													
1.	Gulmandi	79.5	83.2	81.0	76.5	73.8	67.4	77.9	82.4	79.8	76.1	72.6	60.8	78.8	84.2	83.6	80.4	75.0	70.1	74.5	81.4	78.4	75.2	69.4	64.1	88.4	94.8	94.6	92.1	92.8	90.3
2.	City Chowk	76.1	78.2	76.1	72.5	69.1	64.1	72.1	77.1	72.9	71.6	67.8	59.2	75.2	80.3	79.4	76.8	71.0	64.2	72.3	79.8	77.4	73.6	68.4	60.4	86.1	93.6	92.7	94.1	91.2	90.9
3.	Kranti Chowk	81.9	84.1	82.6	80.7	76.8	75.1	77.2	82.4	80.7	77.4	73.9	65.8	76.8	83.4	82.6	79.1	68.7	62.9	76.3	79.1	72.8	73.8	66.5	60.8	76.2	80.3	75.8	68.4	65.1	62.8

		13-Sep-18						14-Sep-18						17-Sep-18						19-Sep-18						23-Sep-18					
		Thursday						Friday						Monday						Wednesday						Sunday					
	Location name (details)	18:00-19:00	19:00-20:00	20:00-21:00	21:00-22:00	22:00-23:00	23:00-24:00	18:00-19:00	19:00-20:00	20:00-21:00	21:00-22:00	22:00-23:00	23:00-24:00	18:00-19:00	19:00-20:00	20:00-21:00	21:00-22:00	22:00-23:00	23:00-24:00	18:00-19:00	19:00-20:00	20:00-21:00	21:00-22:00	22:00-23:00	23:00-24:00	18:00-19:00	19:00-20:00	20:00-21:00	21:00-22:00	22:00-23:00	23:00-24:00
4.	CIDCO Residential	74.1	76.4	75.9	71.3	67.4	64.3	67.4	73.6	71.5	68.5	62.9	53.4	70.5	74.9	77.4	73.5	67.1	56.8	68.4	73.1	71.8	68.4	62.8	51.8	72.4	73.1	69.8	62.1	53.4	50.8
5.	Usmanpura	69.4	79.4	76.1	71.6	68.9	63.7	64.9	73.6	70.2	67.3	63.4	54.3	67.9	76.1	71.5	68.7	64.6	58.1	65.8	75.2	70.9	66.8	61.1	52.4	76.8	79.1	72.5	69.8	64.1	61.9
		NAGPUR																													
1.	Ramdaspath (KRIMS Hospital) / (Sonegaon lake on - 23.09.2018)	77.5	91.1	81.9	73.1	68.7	64.8	68.1	70.4	69.9	62.8	58.2	55.9	69.9	67.8	64.4	63.3	60.5	57.9	68.0	66.6	67.3	64.0	58.8	57.3	63.1	62.8	68.4	71.2	69.0	58.3
2.	Cotton Market (Jayshree Talkies) / (Gandhisagar on - 23.09.2018)	67.6	68.3	68.3	75.8	63.6	64.3	66.0	67.7	68.9	67.7	65.3	61.2	68.0	70.0	70.0	69.9	69.3	67.9	64.0	70.3	72.3	72.1	64.2	68.4	83.8	88.3	86.3	84.2	85.6	86.5
3.	Golibar Chauk / (Futala lake on - 23.09.2018)	65.8	72.7	75.4	83.8	82.6	70.3	66.9	69.3	71.8	76.1	65.9	62.2	65.9	70.2	75.5	76.8	71.6	66.8	66.2	70.5	77.0	78.5	70.6	66.4	76.4	78.3	79.4	79.7	81.3	83.1
4.	Reshimbag (Saraswati Vidyalaya) / (Sakkardara lake on - 23.09.2018)	89.8	84.2	82.1	82.8	79.0	74.1	77.3	78.7	76.5	79.1	73.9	72.8	79.9	82.7	79.7	77.1	78.5	75.6	74.5	82.2	82.0	81.4	77.5	77.8	76.9	79.8	83.2	80.2	83.5	80.4
5.	Gandhiputala (Taori TV Showroom) / (Naik lake on - 23.09.2018)	82.4	83.0	80.8	79.1	79.1	75.9	76.9	80.2	77.0	71.4	68.9	67.7	79.0	76.8	79.7	75.8	71.2	68.7	79.3	78.7	79.0	77.8	71.5	69.9	77.5	80.2	81.3	82.4	80.9	82.8
		KALYAN																													
1.	Khadakpada Chawk	71.7	76.2	80.9	82.0	76.3	70.4	90.1	94.9	97.1	95.1	95.0	86.5	74.5	85.0	97.8	90.5	92.0	72.0	77.6	76.4	77.6	75.9	71.4	69.3	83.2	89.1	96.5	96.9	99.1	95.1
2.	Shivaji Chawk	83.4	97.3	87.4	82.7	80.1	79.3	76.8	82.6	103.6	92.8	89.2	76.0	76.9	77.6	79.7	78.7	73.2	64.1	70.4	73.6	85.6	88.2	85.3	69.7	83.1	86.8	92.5	96.8	97.1	99.9
3.	Ulhasnagar Station	74.7	85.1	89.0	80.0	70.7	63.9	92.6	85.6	85.5	74.7	67.0	61.1	73.2	72.3	73.8	82.0	76.3	70.4	74.3	74.1	76.4	77.3	75.8	71.5	82.2	86.5	90.5	93.2	95.8	93.1
		AMARAVATI																													
1.	Bhudhwara	76.8	78.3	76.4	75.4	69.7	62.0	72.4	86.5	74.6	72.6	71.0	69.2	69.1	74.8	76.8	77.3	76.4	69.7	66.4	72.7	73.3	73.5	69.3	64.9	68.8	70.5	76.8	77.9	74.5	67.5
2.	Rajkamal Square	80.6	84.9	82.3	80.1	74.6	70.3	77.7	81.5	80.7	80.8	78.4	70.8	70.6	76.9	78.7	78.9	75.2	71.8	74.2	76.5	78.3	79.3	77.6	74.1	72.9	76.5	78.7	79.1	77.6	74.5
3.	Irvin Hospital Square	66.9	68.7	69.4	66.8	62.6	58.4	70.0	69.9	70.2	70.7	68.4	63.6	64.7	67.6	69.9	73.2	67.9	65.5	71.6	72.7	73.3	73.5	69.5	64.4	69.7	71.7	73.6	78.7	70.5	67.7

		13-Sep-18						14-Sep-18						17-Sep-18						19-Sep-18						23-Sep-18					
		Thursday						Friday						Monday						Wednesday						Sunday					
	Location name (details)	18:00-19:00	19:00-20:00	20:00-21:00	21:00-22:00	22:00-23:00	23:00-24:00	18:00-19:00	19:00-20:00	20:00-21:00	21:00-22:00	22:00-23:00	23:00-24:00	18:00-19:00	19:00-20:00	20:00-21:00	21:00-22:00	22:00-23:00	23:00-24:00	18:00-19:00	19:00-20:00	20:00-21:00	21:00-22:00	22:00-23:00	23:00-24:00	18:00-19:00	19:00-20:00	20:00-21:00	21:00-22:00	22:00-23:00	23:00-24:00
		JALGAON																													
1.	Subhash Chowk	75.1	79.8	74.6	74.2	71.5	67.1	74.8	75.6	72.6	70.3	6.9	63.5	76.7	79.4	77.3	73.4	70.1	64.5	77.8	78.6	73.7	73.6	71.0	61.9	81.8	87.1	90.4	85.0	78.6	75.2
2.	Shashtri Tower Chowk	80.0	81.6	80.3	75.4	72.8	69.3	76.1	79.1	76.6	74.7	70.8	64.4	79.8	78.1	79.8	76.6	73.1	67.3	80.0	80.3	78.3	75.3	68.8	63.3	96.5	91.7	98.3	89.1	85.9	83.4
3.	Shanipeth Police Station	49.9	51.9	51.4	49.2	45.7	46.9	50.5	61.8	59.9	47.5	45.5	47.0	50.2	59.2	55.4	50.7	49.3	49.0	55.5	53.2	49.1	51.1	48.5	46.0	51.7	57.4	60.3	47.3	49.0	46.5
		KOLHAPUR																													
1.	Rajaram Puri (Near Rajaram Puri)	76.1	91.3	84.2	89.3	78.1	62.1	68.3	84.7	81.3	83.4	73.5	60.3	74.1	80.0	90.9	77.2	73.4	67.5	72.3	85.7	77.6	91.2	83.8	63.0	73.5	79.1	82.2	75.5	67.1	61.2
2.	Mahalaxmi Mandir	81.6	78.3	79.1	73.2	69.2	61.4	85.4	73.8	97.5	81.8	69.0	64.8	86.0	76.0	75.3	78.0	72.0	60.0	68.9	73.2	84.1	76.4	65.9	61.3	90.8	88.8	87.0	86.1	87.6	85.3
3.	Khas Baug Maidan (Near Khas Baug Maidan)	88.1	89.3	82.4	75.0	68.3	61.7	74.7	81.4	89.7	77.9	68.5	57.4	85.3	81.0	88.0	75.0	71.0	62.0	81.5	77.6	92.8	86.5	70.2	63.9	83.2	90.0	87.2	87.4	83.0	79.5
		SANGLI																													
1.	Miraj Market	78.1	80.0	77.7	71.6	67.7	64.2	70.2	70.4	80.2	69.4	66.5	63.3	73.9	74.8	79.1	81.5	71.3	66.1	75.3	76.1	71.6	83.0	84.9	85.7	83.7	88.8	87.3	89.2	97.3	94.7
2.	Vishram Baug Chawk	69.1	76.3	76.2	71.0	71.1	67.6	72.8	74.6	73.7	72.1	68.3	63.9	74.6	79.4	83.2	81.7	73.0	69.0	74.7	75.7	74.4	75.5	75.6	67.3	75.6	77.4	77.5	73.0	71.3	67.5
3.	Gandhi Putala (Ganpati Peth)	67.4	73.1	78.0	71.8	66.6	62.5	72.1	74.3	73.4	69.4	64.9	62.9	77.4	78.9	81.2	80.4	70.8	70.5	77.6	76.6	73.5	72.0	66.4	63.5	71.2	81.5	81.1	76.8	73.6	67.6
		MIRA-BHYANDER																													
1.	Bhakti Vedant Hospital, Tenkar pada	58.1	59.7	64.9	72.0	54.4	57.2	76.7	68.4	71.7	67.6	69.3	65.3	72.6	84.1	93.1	91.9	83.3	71.6	74.4	72.7	80.9	88.7	87.2	74.6	74.4	83.6	86.4	89.6	86.0	88.6
2.	Golden police Chawki	63.6	60.3	73.8	68.3	58.4	64.1	65.9	70.7	72.5	73.6	69.8	68.9	67.9	67.9	67.9	74.2	69.0	66.4	76.9	77.6	79.7	78.7	73.2	67.5	64.4	63.2	67.2	76.2	75.3	73.3
3.	Shivaji Chak Kashi meera	58.6	65.6	71.3	69.2	63.5	59.6	83.1	80.1	79.2	70.8	65.5	62.1	73.6	79.8	77.4	84.3	67.3	62.9	80.3	78.2	76.7	81.4	74.3	72.2	98.8	98.1	98.1	96.4	103.4	104.4

		13-Sep-18						14-Sep-18						17-Sep-18						19-Sep-18						23-Sep-18					
		Thursday						Friday						Monday						Wednesday						Sunday					
	Location name (details)	18:00-19:00	19:00-20:00	20:00-21:00	21:00-22:00	22:00-23:00	23:00-24:00	18:00-19:00	19:00-20:00	20:00-21:00	21:00-22:00	22:00-23:00	23:00-24:00	18:00-19:00	19:00-20:00	20:00-21:00	21:00-22:00	22:00-23:00	23:00-24:00	18:00-19:00	19:00-20:00	20:00-21:00	21:00-22:00	22:00-23:00	23:00-24:00	18:00-19:00	19:00-20:00	20:00-21:00	21:00-22:00	22:00-23:00	23:00-24:00
		VASAI-VIRAR																													
1.	Range office, Satwali, Vasai East	68.3	65.1	78.4	75.3	83.6	74.7	74.4	81.5	77.3	71.1	61.4	60.7	67.0	68.1	70.8	67.2	67.3	70.5	69.3	69.4	69.8	70.2	70.6	60.4	97.4	96.1	93.2	94.2	87.8	89.1
2.	Valiv phata, Vasai East	70.5	72.3	78.6	79.9	82.3	77.6	73.5	75.2	76.9	75.5	75.1	75.4	77.4	74.5	75.2	76.7	75.6	75.9	76.6	73.8	80.1	81.9	77.7	71.7	83.0	84.3	90.5	88.5	88.6	89.4
3.	N.B. Estate, Virar West	63.9	78.6	74.6	78.9	79.6	80.4	80.5	79.6	81.0	80.5	72.8	71.7	76.0	77.7	78.5	77.2	77.4	74.3	76.4	85.6	85.0	84.1	73.7	61.1	77.5	91.2	90.7	93.9	91.0	73.2
		ULHASNAGAR																													
1.	Gaol Maidan (Commecial & Residentail)	85.3	85.6	87.4	86.3	81.1	77.4	96.1	94.4	94.1	100.1	98.7	98.4	87.6	93.1	91.5	96.9	81.1	72.4	69.8	77.1	75.6	77.9	71.4	65.2	94.2	94.9	93.3	89.0	88.8	87.3
2.	Doodh Naka, Ulhasnagr sector 5	85.3	84.7	84.6	82.5	81.5	80.2	93.7	95.4	98.2	94.6	89.5	75.8	75.2	79.4	79.1	76.2	72.4	70.9	75.4	72.8	72.6	72.2	68.8	66.0	74.4	86.5	96.2	99.4	98.0	100.6
3.	CHM college	75.3	80.3	86.9	79.7	71.2	68.5	95.8	95.8	95.7	98.0	98.0	98.2	74.4	75.6	76.5	86.0	71.7	64.3	76.9	77.5	74.5	72.5	64.9	61.1	91.4	93.2	96.5	94.2	89.2	89.5
		BHIWANDI-NIZAMPUR																													
1.	Dhamankar Naka	83.7	84.8	82.8	82.6	78.4	74.3	95.1	102.5	105.3	103.6	104.2	104.1	81.1	80.9	86.0	83.6	82.7	77.7	78.3	74.3	77.1	77.9	71.7	67.9	92.6	95.8	95.7	88.6	91.2	86.1
2.	Indira Gandhi Memorial Hospital	89.2	82.5	97.1	90.5	76.1	79.5	69.8	71.1	73.6	74.0	72.6	73.5	94.9	96.6	85.2	94.5	85.1	75.3	70.0	75.3	75.9	77.9	72.6	67.6	55.4	69.6	68.8	72.0	73.6	64.8
3.	Shelar Near Nadi naka	85.2	90.8	95.8	96.5	75.9	72.6	103.3	106.9	88.2	87.4	96.5	78.3	80.5	106.2	109.6	108.1	88.5	69.4	62.6	64.9	64.2	62.8	69.4	65.4	96.0	94.7	92.2	90.1	77.9	53.3
		CHANDRAPUR																													
1.	Govt. Medical College & Hospital, Chandrapur	72.3	73.5	71.8	71.3	69.0	66.4	73.3	73.9	76.3	72.2	74.6	72.1	76.6	76.1	74.9	75.8	74.9	72.1	76.6	79.2	84.8	77.3	75.8	72.8	88.1	94.7	100.2	102.5	87.4	78.6
2.	Gandhi Square, Municipal Corporation, Chandrapur	76.7	77.9	88.0	93.8	75.7	63.5	81.5	79.0	78.4	78.1	76.1	70.6	78.1	77.6	78.3	80.3	75.3	72.9	78.0	83.8	82.6	76.4	75.2	73.9	106.2	103.7	104.7	102.8	98.7	98.7
3.	Jatpura Gate	77.5	85.2	89.8	80.8	77.6	68.3	77.3	79.6	78.5	78.9	73.4	68.5	79.8	77.3	80.6	75.8	73.5	69.1	77.2	81.5	79.7	93.7	74.5	68.8	88.8	94.7	95.0	98.7	95.7	88.2

		13-Sep-18						14-Sep-18						17-Sep-18						19-Sep-18						23-Sep-18					
		Thursday						Friday						Monday						Wednesday						Sunday					
	Location name (details)	18:00-19:00	19:00-20:00	20:00-21:00	21:00-22:00	22:00-23:00	23:00-24:00	18:00-19:00	19:00-20:00	20:00-21:00	21:00-22:00	22:00-23:00	23:00-24:00	18:00-19:00	19:00-20:00	20:00-21:00	21:00-22:00	22:00-23:00	23:00-24:00	18:00-19:00	19:00-20:00	20:00-21:00	21:00-22:00	22:00-23:00	23:00-24:00	18:00-19:00	19:00-20:00	20:00-21:00	21:00-22:00	22:00-23:00	23:00-24:00
		NANDED-WAGHALA																													
1.	Ganesh Nagar, Municipal Corparation, Nanded	76.1	79.5	80.4	74.6	61.5	56.3	73.6	79.8	81.4	75.2	70.1	64.9	74.5	80.1	82.6	76.9	73.6	68.7	69.2	72.6	73.1	68.3	62.4	57.1	78.3	80.1	75.1	72.1	68.7	61.2
2.	Shivaji Nagar	74.6	80.2	76.4	73.8	68.1	53.5	74.3	78.9	72.6	69.4	62.1	57.3	76.9	82.6	81.2	75.3	71.4	62.8	70.8	74.2	71.8	70.2	64.8	53.8	80.4	90.0	89.7	91.2	84.2	82.3
3.	Shree Guru Govindsing Govt. Medical College & Hospital, Shivaji Putala, Nanded	77.4	79.6	77.1	69.6	66.2	57.2	73.8	82.4	76.4	71.2	65.9	60.8	74.1	83.6	80.4	75.9	73.4	65.1	72.9	74.0	71.6	68.7	62.3	52.7	76.1	79.2	73.5	69.4	64.1	59.8
		AHMEDNAGAR																													
1.	Kotala Chawk	74.8	78.7	84.2	80.5	75.4	69.2	76.6	85.4	77.2	69.4	68.4	65.1	74.8	78.7	84.2	80.5	75.4	69.2	76.4	79.6	82.6	86.5	80.1	77.3	85.4	94.5	98.7	101.2	105.4	84.1
2.	Chitale Road	75.4	77.6	79.2	81.7	80.4	71.2	82.6	87.5	78.9	75.9	70.1	68.9	75.4	77.6	79.2	81.7	80.4	71.2	73.1	76.5	79.9	84.2	79.6	77.0	87.6	101.2	103.4	100.2	98.4	80.4
3.	Old Bus Stand	78.4	84.2	82.7	80.7	71.6	68.4	81.5	74.6	74.3	81.3	70.7	69.5	78.4	84.2	82.7	80.7	71.6	68.4	77.0	80.5	82.7	85.5	80.1	76.2	82.4	88.9	98.7	105.2	101.4	79.4
		DHULE																													
1.	Agrasen Chawk	84.2	84.7	82.6	81.4	74.2	66.4	79.9	77.5	76.6	79.0	69.6	68.7	84.2	84.7	82.6	81.4	74.2	66.4	76.3	79.0	82.3	84.6	80.5	79.9	80.2	85.4	98.5	100.2	103.2	78.9
2.	Fulwala Chawk	70.5	70.9	68.9	65.7	58.7	57.4	74.6	79.8	78.6	74.3	68.9	67.8	70.5	70.9	68.9	65.7	58.7	57.4	77.5	81.5	82.4	83.6	79.6	75.5	78.5	82.9	97.4	99.8	100.4	80.1
3.	Santoshi Mata Chawk	85.7	87.4	89.2	87.4	84.1	74.1	80.5	82.5	81.6	79.6	74.7	69.0	85.7	87.4	89.2	87.4	84.1	74.1	75.7	78.5	80.2	84.6	78.6	74.2	85.4	89.5	100.2	102.1	99.4	82.1
		MALEGAON																													
1.	Mosampur	77.8	84.7	79.1	76.8	68.9	67.4	70.0	74.6	79.3	78.5	70.3	69.5	77.8	84.7	79.1	76.8	68.9	67.4	70.3	74.3	78.6	80.1	82.7	79.9	78.5	89.9	98.7	102.5	106.4	89.4
2.	Satana Naka	78.4	79.8	78.3	80.4	75.6	73.8	72.1	75.5	79.0	74.6	69.0	68.1	78.4	79.8	78.3	80.4	75.6	73.8	69.6	73.3	79.6	84.6	85.5	78.1	80.4	95.6	101.2	105.4	98.7	80.4
3.	Malegaon Camp	79.8	74.5	76.1	75.8	72.4	68.4	76.5	77.5	78.5	77.1	70.3	69.5	79.8	74.5	76.1	75.8	72.4	68.4	69.0	74.5	76.4	81.2	83.7	79.4	89.7	100.2	103.4	108.4	99.7	79.4



		13-Sep-18						14-Sep-18						17-Sep-18						19-Sep-18						23-Sep-18					
		Thursday						Friday						Monday						Wednesday						Sunday					
	Location name (details)	18:00-19:00	19:00-20:00	20:00-21:00	21:00-22:00	22:00-23:00	23:00-24:00	18:00-19:00	19:00-20:00	20:00-21:00	21:00-22:00	22:00-23:00	23:00-24:00	18:00-19:00	19:00-20:00	20:00-21:00	21:00-22:00	22:00-23:00	23:00-24:00	18:00-19:00	19:00-20:00	20:00-21:00	21:00-22:00	22:00-23:00	23:00-24:00	18:00-19:00	19:00-20:00	20:00-21:00	21:00-22:00	22:00-23:00	23:00-24:00
		PIMPRI-CHINCHWAD																													
1.	Chaphekar Chawk, Chinchwad Gaon	74.7	73.9	78.4	83.9	88.4	79.4	73.4	78.6	79.6	83.9	75.8	70.6	73.5	76.9	78.1	80.4	68.2	68.4	77.3	79.8	86.7	88.5	81.6	70.9	75.8	79.6	81.4	76.5	83.6	74.7
2.	Shanti Nagar (Pimri)	66.7	71.8	75.2	78.1	74.9	69.5	67.3	74.6	77.1	79.7	73.9	61.8	81.4	84.7	84.1	83.2	77.7	70.6	76.8	75.9	82.4	82.1	75.3	63.2	78.6	83.7	86.5	89.4	87.3	78.4
3.	Bosari Gaonthan	66.3	70.6	73.2	74.1	74.0	68.6	71.0	76.8	81.4	79.9	83.7	63.9	73.5	75.8	82.6	80.9	77.4	69.6	71.8	78.3	84.5	86.3	76.5	61.9	69.1	78.7	81.3	82.7	74.6	70.5
		PARBHANI																													
1.	Shivaji Chawk, Parbhani	71.6	80.3	78.4	74.9	71.2	63.5	73.8	82.8	79.4	73.1	69.8	60.2	70.6	81.6	80.7	75.9	68.2	62.8	65.8	73.1	70.1	68.5	63.8	54.7	78.6	88.9	91.4	87.6	77.3	68.9
2.	Shivaji Maharaj Putala, (near S.P. Office)	78.9	82.6	82.1	78.4	75.9	70.1	76.9	79.8	80.1	74.2	70.3	65.8	73.5	83.4	79.3	74.8	68.7	63.8	70.1	73.8	72.6	69.3	65.1	62.8	72.8	76.4	74.1	70.3	65.9	61.8
3.	Raigad Corner, Jintur road, Parbhani	73.6	78.6	76.1	72.4	63.4	59.1	68.4	76.4	77.4	73.9	66.5	52.8	69.8	78.1	79.8	73.6	67.1	62.5	71.5	69.9	70.1	67.1	61.5	51.2	69.2	76.8	71.7	69.1	63.5	59.8
		LATUR																													
1.	Ganjgolai	78.2	84.6	83.5	80.2	75.3	68.6	76.4	82.4	80.1	77.4	71.2	62.5	77.8	80.7	79.8	76.8	69.2	64.8	74.5	78.1	76.5	73.8	66.2	62.4	79.9	90.5	91.3	87.7	81.7	78.6
2.	Kesharaj High school, Sham nagar, Amba Jogai Road, Latur	77.4	80.4	81.5	76.1	72.8	67.5	69.8	72.4	75.8	71.9	65.9	52.0	65.9	76.5	78.1	72.4	67.8	60.3	62.4	72.3	69.7	65.7	60.8	55.6	78.2	79.6	73.9	68.4	62.7	60.1
3.	Aadarsh Colony, Ausa Road, Latur	76.8	84.5	82.1	79.8	74.5	69.2	68.4	73.8	78.1	74.3	61.4	50.8	70.1	74.3	76.8	71.8	64.8	54.8	69.2	72.4	73.6	67.1	63.9	57.1	75.9	81.3	78.3	73.4	70.8	64.2
		AKOLA																													
1.	Collector Office	66.3	71.8	70.4	76.0	71.4	54.4	68.9	73.2	69.8	66.0	68.2	57.1	77.9	75.0	76.1	77.1	67.6	61.3	73.6	76.4	72.9	72.2	68.9	62.5	72.5	75.6	73.8	71.4	71.2	68.8
2.	Civil line Chawk / Ratanlal plot	78.3	75.6	76.8	66.1	63.7	58.9	71.1	69.1	72.8	70.8	72.7	58.9	75.4	70.7	71.6	71.4	69.0	60.2	73.2	75.5	76.8	73.9	67.1	66.0	68.9	75.3	72.9	72.4	74.6	70.4
3.	City Kotawali Chawk near police station	81.0	80.7	79.3	74.4	74.0	70.0	71.5	71.8	74.8	71.8	71.1	68.1	78.6	78.5	75.9	75.3	68.1	64.3	82.6	81.5	74.4	75.0	70.7	70.7	82.6	79.6	77.9	78.0	74.9	71.5



# **ANNEXURE IV**

**Annexure IV** - Noise Levels during Ganesh Festival for last 2 years in different cities of Maharashtra

		13-Sep-18	25-Aug-17	14-Sep-18	26-Aug-17	17-Sep-18	29-Aug-17	19-Sep-18	31-Aug-17	23-Sep-18	5-Sep-17
		Thursday	Friday	Friday	Saturday	Monday	Tuesday	Monday	Thursday	Sunday	Tuesday
	Location name (details)	Leq									
		MUMBAI									
1.	Andheri	74.0	73.9	78.3	71.5	75.1		88.6	75.6	97.5	74.9
2.	Bandra	70.1	71.3	76.9	74.5	76.4		81.7	72.4	91.6	71.6
3.	Bhandup	72.9	78.0	83.9	78.0	69.1		85.7	75.4	86.5	81.4
4.	Borivali	66.7	71.3	82.3	72.4	80.8		81.1	76.6	86.7	70.2
5.	Byculla	67.6	73.8	88.9	74.7	72.3		80.4	85.1	91.3	78.1
6.	Chembur (East)	76.6	77.0	88.9	79.4	78.2		75.9	71.8	95.2	75.5
7.	Chembur (West)	73.6	70.9	96.8	74.1	67.0		72.5	82.4	83.6	76.1
8.	Chinchpokali (E)	79.5	61.4	90.8	76.0	73.6		76.6	73.7	100.6	74.4
9.	Chinchpokali (W)	80.3	75.3	96.5	78.2	79.9		76.6	85.1	100.3	78.0
10.	Dadar (East)	65.6	69.1	83.7	75.6	86.9		64.8	78.2	97.7	67.8
11.	Dadar (West)	69.4	65.6	79.4	74.7	80.4		74.6	72.7	78.1	83.8
12.	Elphinstone	71.3	76.0	85.5	78.3	58.7		72.0	64.3	78.3	76.5
13.	Ghatkopar	72.1	82.3	82.7	75.0	81.6		74.1	79.9	82.9	71.2
14.	Girgaon Chowpati	72.5	73.0	76.3	73.3	83.3		77.7	78.0	84.1	80.4
15.	Grant Road	76.6	75.8	84.6	76.6	79.7		83.2	73.6	85.8	80.3
16.	Juhu Chowpati	79.3	74.5	83.2	75.6	78.4		77.1	78.3	103.8	74.1
17.	Kandivali (East)	77.2	69.0	77.9	77.2	75.9		83.0	68.9	94.7	74.1
18.	Kandivali (W)	78.6	75.4	79.3	76.7	78.7		72.2	58.1	87.9	77.1
19.	Khar	75.8	71.1	72.0	69.4	80.6		74.6	79.4	98.7	68.3
20.	Mulund	76.4	74.4	80.2	70.6	76.7		78.7	60.3	90.9	64.5
21.	Mumbai Central	74.3	75.7	68.3	76.1	74.9		79.9	66.0	82.4	87.7
22.	Parel	79.0	79.2	74.4	72.4	75.2		82.8	76.5	79.9	67.5
23.	Santacruz (East)	78.0	77.3	71.9	75.8	76.4		82.5	84.5	79.8	80.6
24.	Vikhroli	70.8	75.1	85.8	75.8	66.8		81.9	75.3	89.9	78.5
25.	Wadala	78.8	74.1	87.9	70.9	71.3		77.4	75.5	79.5	81.8
		NAVI MUMBAI									
1.	Airoli	71.1	78.0	81.8	74.3	57.2		66.7	75.2	83.4	70.9

		13-Sep-18	25-Aug-17	14-Sep-18	26-Aug-17	17-Sep-18	29-Aug-17	19-Sep-18	31-Aug-17	23-Sep-18	5-Sep-17
		Thursday	Friday	Friday	Saturday	Monday	Tuesday	Monday	Thursday	Sunday	Tuesday
	Location name (details)	Leq									
2.	CBD Belapur	72.2	76.6	64.9	74.7	84.9		72.5	71.0	86.4	68.5
3.	Kopar Khairane	76.2	79.2	80.7	77.7	82.3		65.1	64.4	81.8	76.7
4.	Uran	71.7	82.2	94.8	73.6	84.4		72.7	68.9	83.7	80.7
5.	Vashi	74.2	60.6	68.8	76.7	83.3		75.7	75.2	88.6	71.4
		THANE									
1.	Gokhale Road	80.9	70.7	87.6	70.8	71.1		80.8	62.1	89.1	74.5
2.	Jambli Naka	70.8	72.5	83.3	66.0	90.9		78.4	56.7	104.7	69.4
3.	Main Road	72.1	78.9	98.5	75.1	73.9		81.6	76.4	89.8	87.8
4.	Wagle Estate	72.5	75.9	89.3	76.6	83.9		73.5	70.4	96.8	77.2
5.	Court Naka	76.6	77.1	82.1	81.7	72.8		77.2	74.9	77.6	75.1
6.	Mental Hospital	63.7	64.2	67.3	67.0	77.2		78.8	71.6	69.0	71.4
7.	Bedekar Hospital	54.8	68.7	66.3	61.1	72.9		72.2	64.5	77.9	71.9
8.	Kalwa- Chatarpati Shivaji Maharaj Hospital	59.5	75.3	82.2	75.3	76.6		80.2	75.3	81.5	76.1
		PUNE									
1.	Shivaji Nagar (Sakhar Sankul)	91.1	79.1	79.0	74.2	81.3	67.3	79.3	75.2	82.9	85.7
2.	Karve Road (Nul stop)	87.7	84.7	81.5	78.5	85.0	81.8	88.1	94.6	95.8	100.2
3.	Swar Gate (Tilak Road)	84.4	76.6	83.6	78.1	84.9	78.6	85.0	93.8	81.9	79.0
4.	Satara Road (Balaji Nagar)	78.2	77.1	79.5	77.6	84.1	92.5	84.5	86.5	92.7	94.8
5.	Shaniwar Peth (Shanivar Wada)	78.2	80.5	77.6	67.8	78.0	75.0	84.3	77.2	83.8	83.4
6.	Yerawada (Near Gunjan Theatre)	70.0	81.1	76.7	80.9	80.1	84.8	79.3	89.9	80.5	90.5
7.	Laxmi Road (Shagun Chowk)	84.0	82.9	80.3	82.0	81.2	84.7	77.5	84.6	89.0	101.2
8.	Kothrud (Near Shivaji Putala)	83.7	86.3	81.1	85.3	84.4	84.0	89.0	84.4	95.9	101.5
9.	Mahatma Phule Madai (Near Mandai)	84.7	85.8	83.6	77.3	85.2	82.9	79.8	82.0	86.4	87.4
10.	Sarus Baug (Mitra Mandal Chowk)	79.4	68.7	79.6	70.9	74.4	78.0	74.1	85.0	75.9	85.1

		13-Sep-18	25-Aug-17	14-Sep-18	26-Aug-17	17-Sep-18	29-Aug-17	19-Sep-18	31-Aug-17	23-Sep-18	5-Sep-17
		Thursday	Friday	Friday	Saturday	Monday	Tuesday	Monday	Thursday	Sunday	Tuesday
	Location name (details)	Leq									
11.	Hadapsar (Nera Bhaji Mandai)	88.4	86.9	83.4	82.8	84.5	87.3	88.2	91.2	83.6	83.8
12.	Parvati	79.5	78.6	68.4	75.7	78.2	81.3	78.0	80.2	92.1	97.9
13.	Koregaon Park	72.1	90.9	79.7	77.6	79.3	85.0	76.3	88.8	79.8	92.2
14.	Khadaki ( Near Bazar)	75.8	77.2	81.0	77.2	82.4	74.6	78.8	78.2	83.8	88.8
15.	M G Road (Babajan Chowk)	79.3	82.1	82.3	82.6	79.5	82.3	86.0	89.1	86.7	87.9
16.	University Road Chowk	64.6	59.9	69.5	79.4	77.0	86.6	77.3	88.2	74.4	80.7
17.	Aundh Parihar Chawk	70.3	75.9	70.1	72.9	75.4	77.7	75.9	78.9	90.7	97.5
18.	VishrantWadi	75.6	75.1	80.6	64.1	89.0	63.9	82.8	75.6	82.5	75.9
		NASHIK									
1.	Nashik Road/ Ramkund on - 23.09.2018	76.7	74.6	82.8	76.8	76.7	70.1	80.2	74.1	103.6	92.8
2.	Panchvati/ Near Ashok Stambh on - 23.09.2018	76.4	74.9	76.4	77.5	76.4	70.6	80.5	75.7	105.0	95.7
3.	Civil Hospital / Near Gadge Maharaj Statue on - 23.09.2018	78.1	79.0	80.1	77.4	78.1	77.1	82.4	75.0	102.5	97.0
4.	Trimurty Chowk / River Bank of Waldevi on - 23.09.2018	82.2	78.9	82.3	77.2	82.2	73.0	80.9	77.2	103.1	94.5
5.	Satpur Bus Stand / CIDCO (Behind PF Off.) on - 23.09.2018	81.1	77.9	79.6	72.9	81.1	73.1	81.0	78.4	104.4	96.4
		AURANGABAD									
1.	Gulmandi	79.2	82.2	78.1	78.6	80.8	74.0	76.7	76.3	92.7	91.1
2.	City Chowk	74.7	77.4	72.6	71.6	76.8	69.3	75.2	73.9	92.1	83.6
3.	Kranti Chowk	81.2	79.8	78.5	79.4	79.5	77.5	74.6	75.6	75.2	80.0
4.	CIDCO Residential	73.4	77.6	69.4	65.6	73.2	66.1	69.3	67.0	69.1	70.5
5.	Usmanpura	74.3	74.0	68.7	68.6	70.8	68.8	69.7	76.0	74.3	73.5
		NAGPUR									
1.	Ramdaspath (KRIMS Hospital) /(Sonegaon lake on - 23.09.2018)	84.1	71.9	67.0	67.8	65.7	64.7	65.2	65.3	67.4	70.6

		13-Sep-18	25-Aug-17	14-Sep-18	26-Aug-17	17-Sep-18	29-Aug-17	19-Sep-18	31-Aug-17	23-Sep-18	5-Sep-17
		Thursday	Friday	Friday	Saturday	Monday	Tuesday	Monday	Thursday	Sunday	Tuesday
	Location name (details)	L <sup>eq</sup>									
2.	Cotton Market (Jayshree Talkies) / (Gandhisagar on - 23.09.2018)	70.2	67.9	66.7	74.8	69.3	75.1	69.7	76.0	86.0	79.4
3.	Golibar Chauk / (Futala lake on - 23.09.2018)	79.1	81.4	71.0	80.7	72.9	82.4	74.0	82.8	80.2	83.5
4.	Reshimbag (Saraswati Vidyalaya) / (Sakkardara lake on - 23.09.2018)	84.5	70.3	77.0	75.2	79.5	78.9	80.1	83.3	81.2	82.9
5.	Gandhiputala (Taori TV Showroom) / (Naik lake on - 23.09.2018)	80.6	89.5	75.9	72.6	76.7	73.2	77.3	76.8	81.2	83.3
		KALYAN									
1.	Khadakpada Chawk	78.1	68.7	94.3	74.2	91.8		75.6	78.9	95.6	78.3
2.	Shivaji Chawk	90.4	69.0	96.4	70.1	77.0		83.7	71.6	95.7	75.3
3.	Ulhasnagar Station	83.2	75.3	86.3	79.4	76.6		75.3	76.7	92.1	87.5
		AMARAVATI									
1.	Bhudhwara	75.3	74.0	79.5	66.6	75.1	65.7	71.2	66.3	74.3	66.6
2.	Rajkamal Square	80.9	85.5	79.4	73.4	76.4	73.1	77.1	71.2	77.1	71.7
3.	Irvin Hospital Square	66.7	75.0	69.3	75.1	69.1	75.2	71.7	75.1	73.6	75.0
		JALGAON									
1.	Subhash Chowk	75.3	77.4	72.1	69.1	75.7	71.3	75.1	72.6	85.6	88.5
2.	Shashtri Tower Chowk	78.4	75.7	75.5	71.8	77.4	73.9	77.2	74.3	93.7	94.1
3.	Shanipeth Police Station	49.7	74.8	56.6	74.8	54.2	74.8	51.7	74.8	55.1	74.9
		KOLHAPUR									
1.	Rajaram Puri (Near Rajaram Puri)	86.3	80.9	80.5	72.5	83.8	86.5	85.2	92.3	77.2	100.2
2.	Mahalaxmi Mandir	77.3	70.0	90.1	88.4	79.6	73.1	77.4	85.3	88.0	97.7
3.	Khas Baug Maidan (Near Khas Baug Maidan)	84.5	76.6	82.9	83.3	82.8	79.4	86.3	82.9	86.3	96.2
		SANGLI									
1.	Miraj Market	76.1	70.9	73.7	68.9	76.9	67.0	82.1	78.8	92.5	90.0
2.	Vishram Baug Chawk	73.1	66.4	72.1	66.5	79.2	71.6	74.5	69.6	74.9	67.6



		13-Sep-18	25-Aug-17	14-Sep-18	26-Aug-17	17-Sep-18	29-Aug-17	19-Sep-18	31-Aug-17	23-Sep-18	5-Sep-17
		Thursday	Friday	Friday	Saturday	Monday	Tuesday	Monday	Thursday	Sunday	Tuesday
	Location name (details)	Leq									
3.	Gandhi Putala (Ganpati Peth)	72.6	75.7	71.2	75.5	78.2	76.1	73.9	77.5	77.8	76.1
		MIRA_BHAYANDER									
1.	Bhakti Vedant Hospital, Tenkar pada	65.5	75.9	71.6	76.6	88.3		83.9	63.9	86.6	67.8
2.	Golden police Chawki	68.0	65.3	70.9	74.2	69.8		77.0	74.7	72.5	68.8
3.	Shivaji Chak Kashi meera	66.9	76.6	78.3	77.4	78.7		78.3	76.8	100.9	79.4
		VASAI-VIRAR									
1.	Range office, Satwali, Vasai East	77.9	76.2	76.0	72.4	68.8		69.2	71.2	94.2	72.0
2.	Valiv phata, Vasai East	78.5	77.2	75.4	77.1	76.0		78.2	72.4	88.1	74.0
3.	N.B. Estate, Virar West	78.0	79.4	79.0	77.5	77.0		82.2	76.8	90.2	86.4
		ULHASNAGAR									
1.	Gaol Maidan (Commecial & Residentail)	84.9	69.5	97.5	73.8	91.8		74.7	83.2	92.2	79.7
2.	Doodh Naka, Ulhasnagr sector 5	83.5	71.0	94.3	78.3	76.6		72.2	85.3	97.2	88.9
3.	CHM college	80.9	77.5	97.1	77.3	79.4		74.1	75.6	93.1	80.2
		BHIWANDI-NIZAMPUR									
1.	Dhamankar Naka	82.2	73.7	103.3	77.4	82.7		75.8	87.4	92.9	75.3
2.	Indira Gandhi Memorial Hospital	90.9	71.6	72.7	68.8	92.7		74.5	79.0	69.9	76.7
3.	Shelar Near Nadi naka	92.2	77.1	101.0	79.5	105.2		65.6	79.3	92.1	79.9
		CHANDRAPUR									
1.	Govt. Medical College & Hospital, Chandrapur	71.3	70.1	74.0	69.7	75.3	69.7	79.6	72.6	97.3	85.3
2.	Gandhi Square, Municipal Corporation, Chandrapur	87.2	79.9	78.3	78.4	77.7	75.8	79.9	66.0	103.3	100.2
3.	Jatpura Gate	84.1	79.3	77.3	79.2	77.4	80.7	86.5	76.5	94.9	95.9
		NANDED-WAGHALA									
1.	Ganesh Nagar, Municipal Corpartion, Nanded	76.5	75.9	77.0	76.2	78.1	71.2	69.7	72.6	75.8	74.8

		13-Sep-18	25-Aug-17	14-Sep-18	26-Aug-17	17-Sep-18	29-Aug-17	19-Sep-18	31-Aug-17	23-Sep-18	5-Sep-17
		Thursday	Friday	Friday	Saturday	Monday	Tuesday	Monday	Thursday	Sunday	Tuesday
	Location name (details)	Leq									
2.	Shivaji Nagar	75.4	85.1	73.5	72.1	78.4	69.0	70.5	66.0	88.0	80.7
3.	Shree Guru Govindsing Govt. Medical College & Hospital, Shivaji Putala, Nanded	75.5	77.4	76.4	79.1	78.5	76.2	70.6	76.5	74.2	79.4
		AHMEDNAGAR									
1.	Kotala Chawk	79.4	79.2	78.9	72.6	79.4	69.7	81.8	77.2	99.9	96.5
2.	Chitale Road	78.7	78.3	81.6	76.5	78.7	72.0	79.8	78.4	99.5	96.8
3.	Old Bus Stand	80.4	79.7	77.7	77.6	80.4	75.8	81.5	80.5	99.7	95.2
		DHULE									
1.	Agrasen Chawk	81.8	83.6	76.9	75.8	81.8	68.2	81.2	79.1	98.1	83.6
2.	Fulwala Chawk	67.8	66.5	76.0	74.3	67.8	72.3	80.8	77.0	96.4	84.9
3.	Santoshi Mata Chawk	86.3	93.1	79.7	77.1	86.3	75.8	80.0	80.7	97.9	85.4
		MALEGAON									
1.	Mosampur	79.2	85.1	75.5	73.6	79.2	70.9	79.2	76.5	100.7	91.1
2.	Satana Naka	78.3	82.8	74.6	73.8	78.3	69.0	81.4	75.8	99.9	82.8
3.	Malegaon Camp	75.8	79.2	76.1	77.2	75.8	75.7	79.5	81.6	102.7	76.8
		PIMPRI-CHINCHWAD									
1.	Chaphekar Chawk, Chinchwad Gaon	82.8	82.1	79.0	79.8	76.4	75.4	83.9	86.4	79.8	95.5
2.	Shanti Nagar (Pimri)	74.2	72.5	75.3	73.2	82.1	78.9	78.8	79.2	85.7	99.3
3.	Bosari Gaonthan	72.0	76.2	79.5	80.8	78.5	82.0	81.4	86.0	78.7	90.3
		PARBHANI									
1.	Shivaji Chawk, Parbhani	76.0	76.4	77.4	75.3	77.3	71.3	68.7	70.2	86.8	79.1
2.	Shivaji Maharaj Putala, (near S.P. Office)	79.5	81.4	76.8	78.1	77.9	73.3	70.4	72.6	72.4	79.9
3.	Raigad Corner, Jintur road, Parbhani	74.2	76.9	73.5	76.6	75.2	75.8	68.3	75.8	71.4	77.2
		LATUR									
1.	Ganjgolai	80.8	97.7	78.1	79.6	77.4	72.3	74.5	74.7	87.5	78.8

		13-Sep-18	25-Aug-17	14-Sep-18	26-Aug-17	17-Sep-18	29-Aug-17	19-Sep-18	31-Aug-17	23-Sep-18	5-Sep-17
		Thursday	Friday	Friday	Saturday	Monday	Tuesday	Monday	Thursday	Sunday	Tuesday
	Location name (details)	L <sub>eq</sub>									
2.	Kesharaj High school, Sham nagar, Amba Jogai Road, Latur	77.9	86.6	71.5	74.7	73.6	70.3	67.4	69.2	75.0	76.9
3.	Aadarsh Colony, Ausa Road, Latur	80.2	96.7	73.1	76.3	72.4	75.8	69.8	75.9	76.7	87.9
		AKOLA									
1.	Collector Office	71.4	69.3	69.1	67.7	75.1	68.7	72.7	70.3	72.7	71.9
2.	Civil line Chawk / Ratanlal plot	74.2	72.0	70.8	69.9	71.4	70.6	73.6	70.7	72.9	73.3
3.	City Kotawali Chawk near police station	78.1	78.7	72.0	77.5	75.7	77.8	78.3	78.5	78.7	79.5
		SOLAPUR									
1.	Balives	79.3	74.7	78.8	69.4	80.8	73.4	85.5		86.6	89.3
2.	Ashok Chowk	80.9	79.2	79.8	69.9	75.8	74.6	83.0	76.6	77.4	87.9
3.	Hotgi and Vijapur road	82.9	79.0	81.5	76.7	88.5	76.0	93.3	71.6	86.2	81.4
4.	Saat Rastta Railway Station	85.1	73.8	79.5	77.2	80.9	71.5	82.7	78.0	84.6	73.0
		PANVEL									
1.	Utsav Chowk, Kharghar	76.4	75.6	89.1	72.7	76.2		68.9	65.1	85.8	76.7
2.	Old Panvel, Panvel Corporation Building	78.6	73.5	89.8	75.1	83.1		68.7	74.8	84.1	83.9
3.	Khanda Colony, New Panvel	87.4	78.7	104.7	78.4	70.2		76.1	75.3	71.8	81.6
	Kindly note: On 29 <sup>th</sup> August, 2017 the readings are high in many regions like Mumbai, Thane, Kalyan, Mira Bhayander, Bhiwandi, Navi Mumbai, Ulasnagar, Vasai Virar and Panvel due to heavy rains. Also as the city was in red alert we had restrictions in carrying out the monitoring.										

# **ANNEXURE V**

**Annexure V** –Map of all 27 Municipal Corporation with respective location spotted

# Mumbai

13-Sept-18	14-Sept-18	17-Sept-18	19-Sept-18	23-Sept-18
79.0	74.4	75.2	82.8	79.9

13-Sept-18	14-Sept-18	17-Sept-18	19-Sept-18	23-Sept-18
67.6	88.9	72.3	80.4	91.3

13-Sept-18	14-Sept-18	17-Sept-18	19-Sept-18	23-Sept-18
71.3	85.5	58.7	72.0	78.3

13-Sept-18	14-Sept-18	17-Sept-18	19-Sept-18	23-Sept-18
79.5	90.8	73.6	76.6	100.6

13-Sept-18	14-Sept-18	17-Sept-18	19-Sept-18	23-Sept-18
80.3	96.5	79.9	76.6	100.3

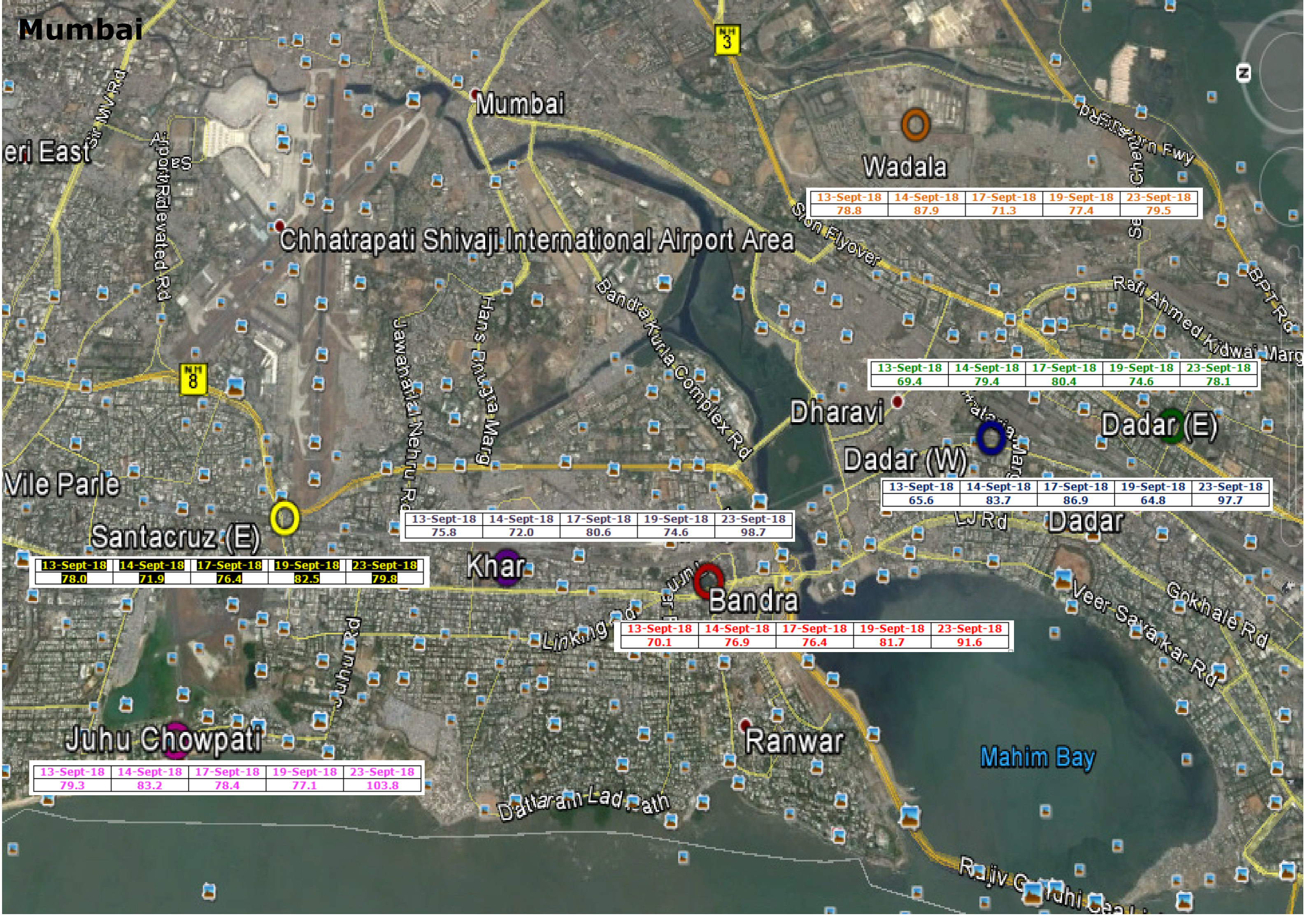
13-Sept-18	14-Sept-18	17-Sept-18	19-Sept-18	23-Sept-18
74.3	68.3	74.9	79.9	82.4

13-Sept-18	14-Sept-18	17-Sept-18	19-Sept-18	23-Sept-18
76.6	84.6	79.7	83.2	85.8

13-Sept-18	14-Sept-18	17-Sept-18	19-Sept-18	23-Sept-18
72.5	76.3	83.3	77.7	84.1



# Mumbai



13-Sept-18	14-Sept-18	17-Sept-18	19-Sept-18	23-Sept-18
78.8	87.9	71.3	77.4	79.5

13-Sept-18	14-Sept-18	17-Sept-18	19-Sept-18	23-Sept-18
69.4	79.4	80.4	74.6	78.1

13-Sept-18	14-Sept-18	17-Sept-18	19-Sept-18	23-Sept-18
65.6	83.7	86.9	64.8	97.7

13-Sept-18	14-Sept-18	17-Sept-18	19-Sept-18	23-Sept-18
75.8	72.0	80.6	74.6	98.7

13-Sept-18	14-Sept-18	17-Sept-18	19-Sept-18	23-Sept-18
78.0	71.9	76.4	82.5	79.8

13-Sept-18	14-Sept-18	17-Sept-18	19-Sept-18	23-Sept-18
70.1	76.9	76.4	81.7	91.6

13-Sept-18	14-Sept-18	17-Sept-18	19-Sept-18	23-Sept-18
79.3	83.2	78.4	77.1	103.8

Mumbai

13-Sept-18	14-Sept-18	17-Sept-18	19-Sept-18	23-Sept-18
76.4	80.2	76.7	78.7	90.9

Mulund

Bhandup  
Bhandup West

13-Sept-18	14-Sept-18	17-Sept-18	19-Sept-18	23-Sept-18
72.9	83.9	69.1	85.7	86.5

Vikhroli

13-Sept-18	14-Sept-18	17-Sept-18	19-Sept-18	23-Sept-18
70.8	85.8	66.8	81.9	89.9

Ghatkopar

13-Sept-18	14-Sept-18	17-Sept-18	19-Sept-18	23-Sept-18
76.6	88.9	78.2	75.9	95.2

13-Sept-18	14-Sept-18	17-Sept-18	19-Sept-18	23-Sept-18
72.1	82.7	81.6	74.1	82.9

Chembur (W)

Chembur (E)

13-Sept-18	14-Sept-18	17-Sept-18	19-Sept-18	23-Sept-18
73.6	96.8	67.0	72.5	83.6

Kandivali (E)

13-Sept-18	14-Sept-18	17-Sept-18	19-Sept-18	23-Sept-18
78.6	79.3	78.7	72.2	87.9

Andheri East

Mumbai

Kandivali (W)

13-Sept-18	14-Sept-18	17-Sept-18	19-Sept-18	23-Sept-18
78.6	79.3	78.7	72.2	87.9

Borivali

13-Sept-18	14-Sept-18	17-Sept-18	19-Sept-18	23-Sept-18
66.7	82.3	80.8	81.1	86.7

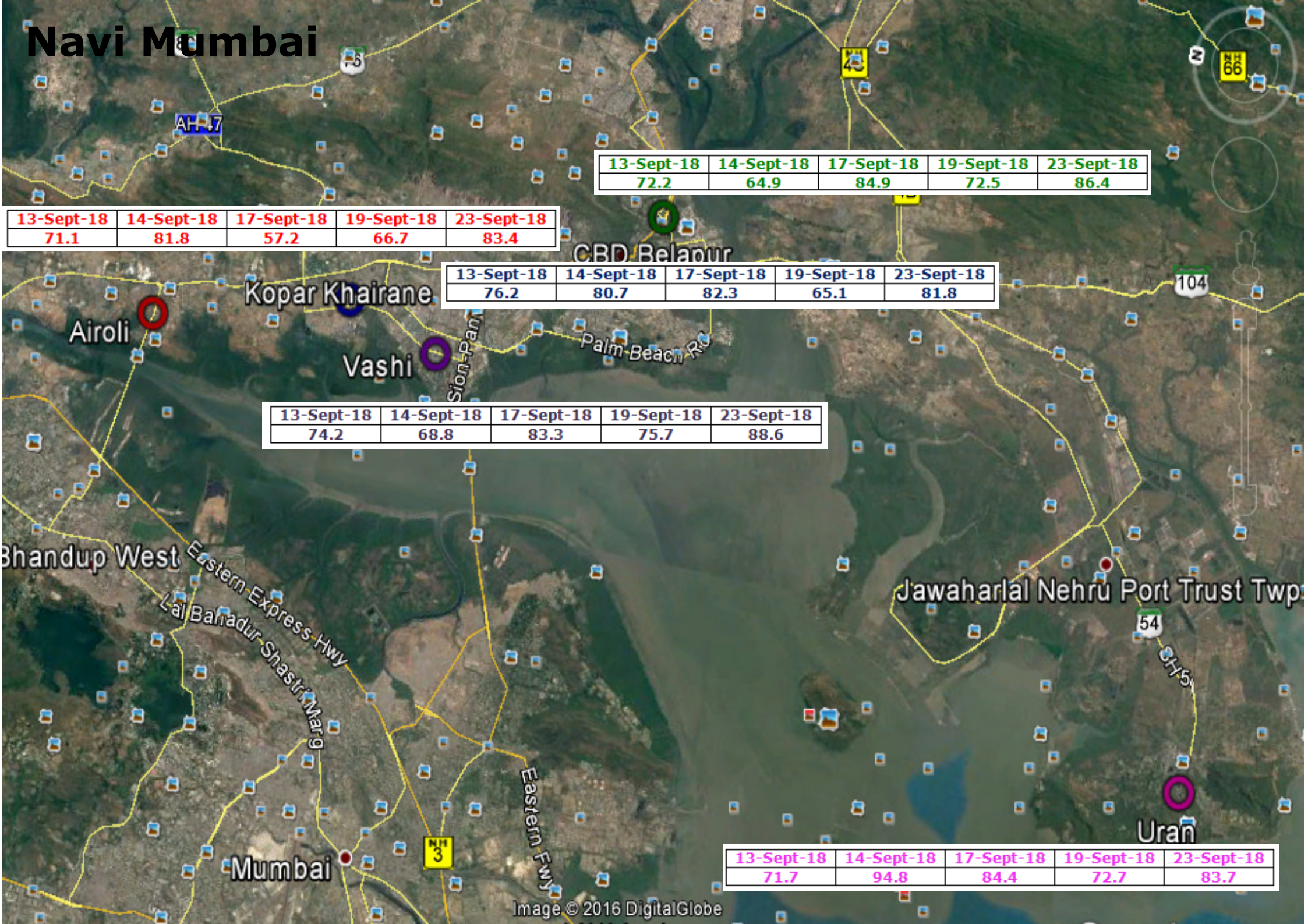
Gorai 2

Andheri West

13-Sept-18	14-Sept-18	17-Sept-18	19-Sept-18	23-Sept-18
54.8	56.3	72.9	72.2	77.9



# Navi Mumbai



13-Sept-18	14-Sept-18	17-Sept-18	19-Sept-18	23-Sept-18
72.2	64.9	84.9	72.5	86.4

13-Sept-18	14-Sept-18	17-Sept-18	19-Sept-18	23-Sept-18
71.1	81.8	57.2	66.7	83.4

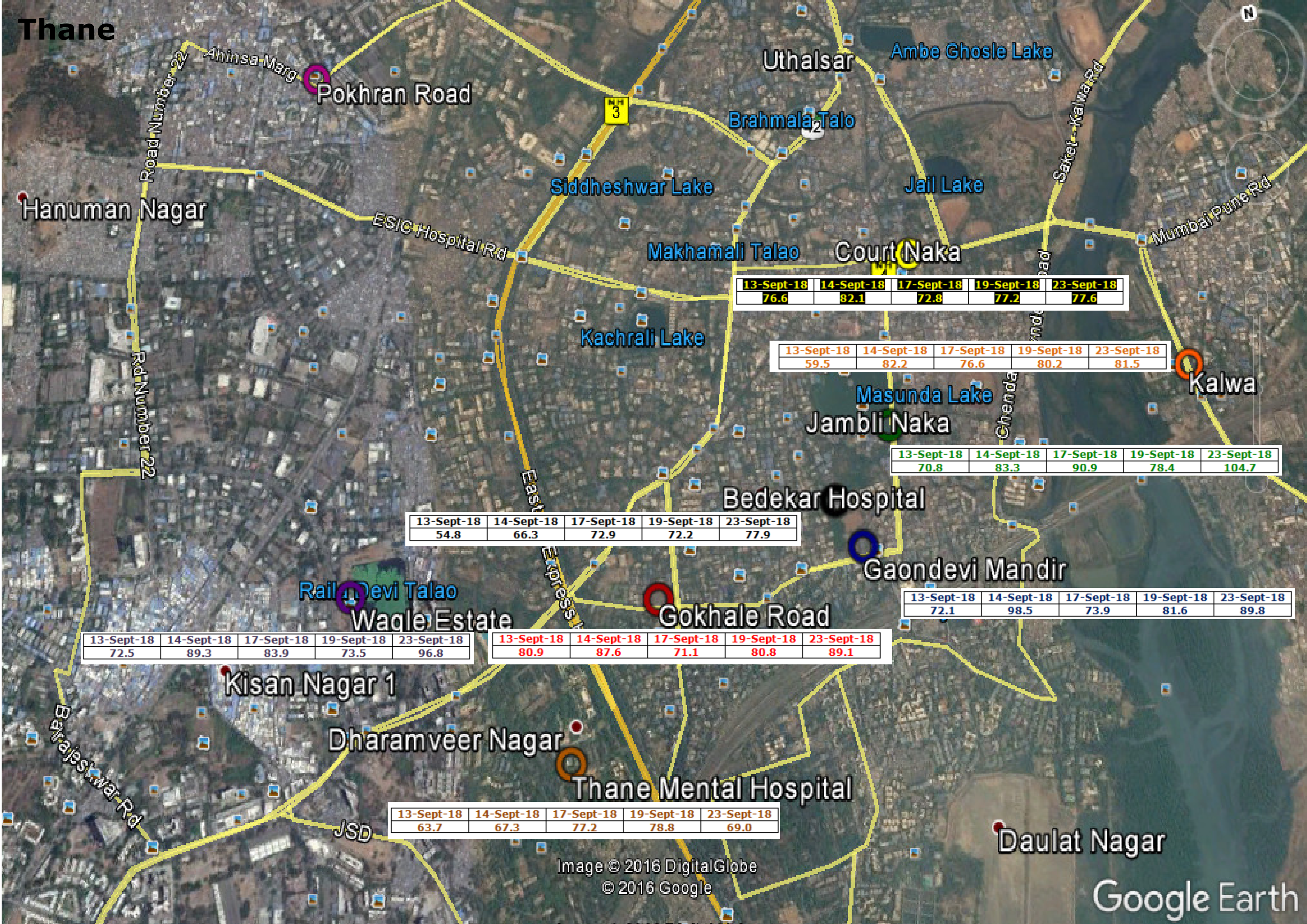
13-Sept-18	14-Sept-18	17-Sept-18	19-Sept-18	23-Sept-18
76.2	80.7	82.3	65.1	81.8

13-Sept-18	14-Sept-18	17-Sept-18	19-Sept-18	23-Sept-18
74.2	68.8	83.3	75.7	88.6

13-Sept-18	14-Sept-18	17-Sept-18	19-Sept-18	23-Sept-18
71.7	94.8	84.4	72.7	83.7



Thane



13-Sept-18	14-Sept-18	17-Sept-18	19-Sept-18	23-Sept-18
76.6	82.1	72.8	77.2	77.6

13-Sept-18	14-Sept-18	17-Sept-18	19-Sept-18	23-Sept-18
59.5	82.2	76.6	80.2	81.5

13-Sept-18	14-Sept-18	17-Sept-18	19-Sept-18	23-Sept-18
70.8	83.3	90.9	78.4	104.7

13-Sept-18	14-Sept-18	17-Sept-18	19-Sept-18	23-Sept-18
54.8	66.3	72.9	72.2	77.9

13-Sept-18	14-Sept-18	17-Sept-18	19-Sept-18	23-Sept-18
72.1	98.5	73.9	81.6	89.8

13-Sept-18	14-Sept-18	17-Sept-18	19-Sept-18	23-Sept-18
72.5	89.3	83.9	73.5	96.8

13-Sept-18	14-Sept-18	17-Sept-18	19-Sept-18	23-Sept-18
80.9	87.6	71.1	80.8	89.1

13-Sept-18	14-Sept-18	17-Sept-18	19-Sept-18	23-Sept-18
63.7	67.3	77.2	78.8	69.0

# Pune

Rajgurunagar

Shivaji Nagar

13-Sept-18	14-Sept-18	17-Sept-18	19-Sept-18	23-Sept-18
91.1	79.0	81.3	79.3	82.9

Kothrude

Shiroli

13-Sept-18	14-Sept-18	17-Sept-18	19-Sept-18	23-Sept-18
83.7	81.1	84.4	89.0	95.9

Sarus Baug

Hadapsar

13-Sept-18	14-Sept-18	17-Sept-18	19-Sept-18	23-Sept-18
79.4	79.6	74.4	74.1	75.9

13-Sept-18	14-Sept-18	17-Sept-18	19-Sept-18	23-Sept-18
88.4	83.4	84.5	88.2	83.6

Argadesnwar

Karve Road

13-Sept-18	14-Sept-18	17-Sept-18	19-Sept-18	23-Sept-18
87.7	81.5	85.0	88.1	95.8

Swargate

13-Sept-18	14-Sept-18	17-Sept-18	19-Sept-18	23-Sept-18
84.4	83.6	84.9	85.0	81.9

Chakan

Bordara

Satara Road

Kharabwadi

Kuruli

Chim

13-Sept-18	14-Sept-18	17-Sept-18	19-Sept-18	23-Sept-18
78.2	79.5	84.1	84.5	92.7

Aambelhan

Yerawada

13-Sept-18	14-Sept-18	17-Sept-18	19-Sept-18	23-Sept-18
79.5	68.4	78.2	78.0	92.1

Parvati

Shelu

Mahalunge

Moi



Pune

13-Sept-18	14-Sept-18	17-Sept-18	19-Sept-18	23-Sept-18
72.1	79.7	79.3	76.3	79.8

13-Sept-18	14-Sept-18	17-Sept-18	19-Sept-18	23-Sept-18
75.6	80.6	89.0	82.8	82.5

13-Sept-18	14-Sept-18	17-Sept-18	19-Sept-18	23-Sept-18
79.3	82.3	79.5	86.0	86.7

13-Sept-18	14-Sept-18	17-Sept-18	19-Sept-18	23-Sept-18
84.7	83.6	85.2	79.8	86.4

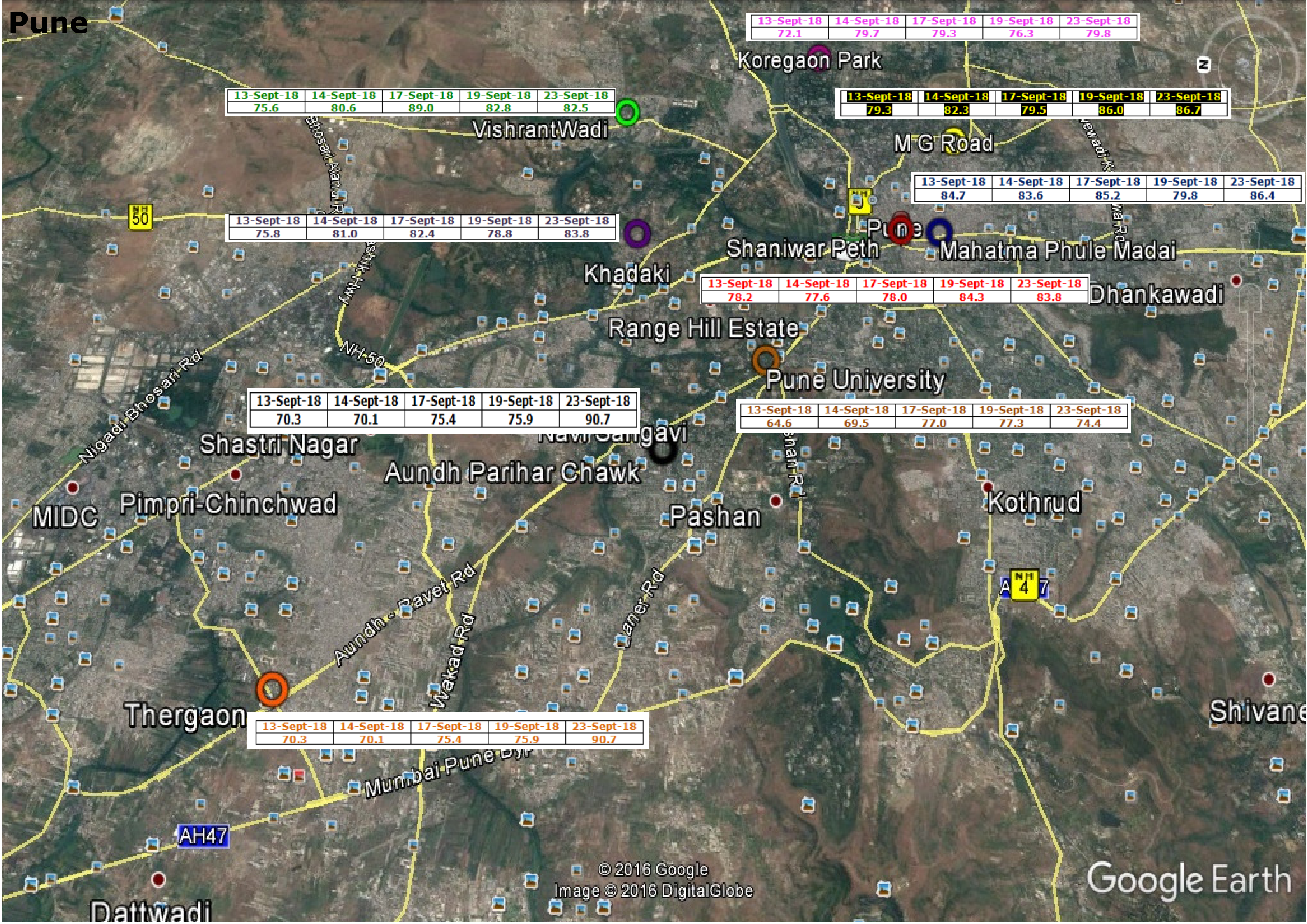
13-Sept-18	14-Sept-18	17-Sept-18	19-Sept-18	23-Sept-18
75.8	81.0	82.4	78.8	83.8

13-Sept-18	14-Sept-18	17-Sept-18	19-Sept-18	23-Sept-18
78.2	77.6	78.0	84.3	83.8

13-Sept-18	14-Sept-18	17-Sept-18	19-Sept-18	23-Sept-18
70.3	70.1	75.4	75.9	90.7

13-Sept-18	14-Sept-18	17-Sept-18	19-Sept-18	23-Sept-18
64.6	69.5	77.0	77.3	74.4

13-Sept-18	14-Sept-18	17-Sept-18	19-Sept-18	23-Sept-18
70.3	70.1	75.4	75.9	90.7





# Nashik

Sneha Nagar

13-Sept-18	14-Sept-18	17-Sept-18	19-Sept-18	23-Sept-18
76.4	76.4	76.4	80.5	105.0

Panchvat

Nashik Rd

Nashik Road

13-Sept-18	14-Sept-18	17-Sept-18	19-Sept-18	23-Sept-18
76.7	82.8	76.7	80.2	103.6

Dahi Pool

Nashik

13-Sept-18	14-Sept-18	17-Sept-18	19-Sept-18	23-Sept-18
81.1	79.6	81.1	81.0	104.4

CBS

13-Sept-18	14-Sept-18	17-Sept-18	19-Sept-18	23-Sept-18
78.1	80.1	78.1	82.4	102.5

Mahatma Nagar

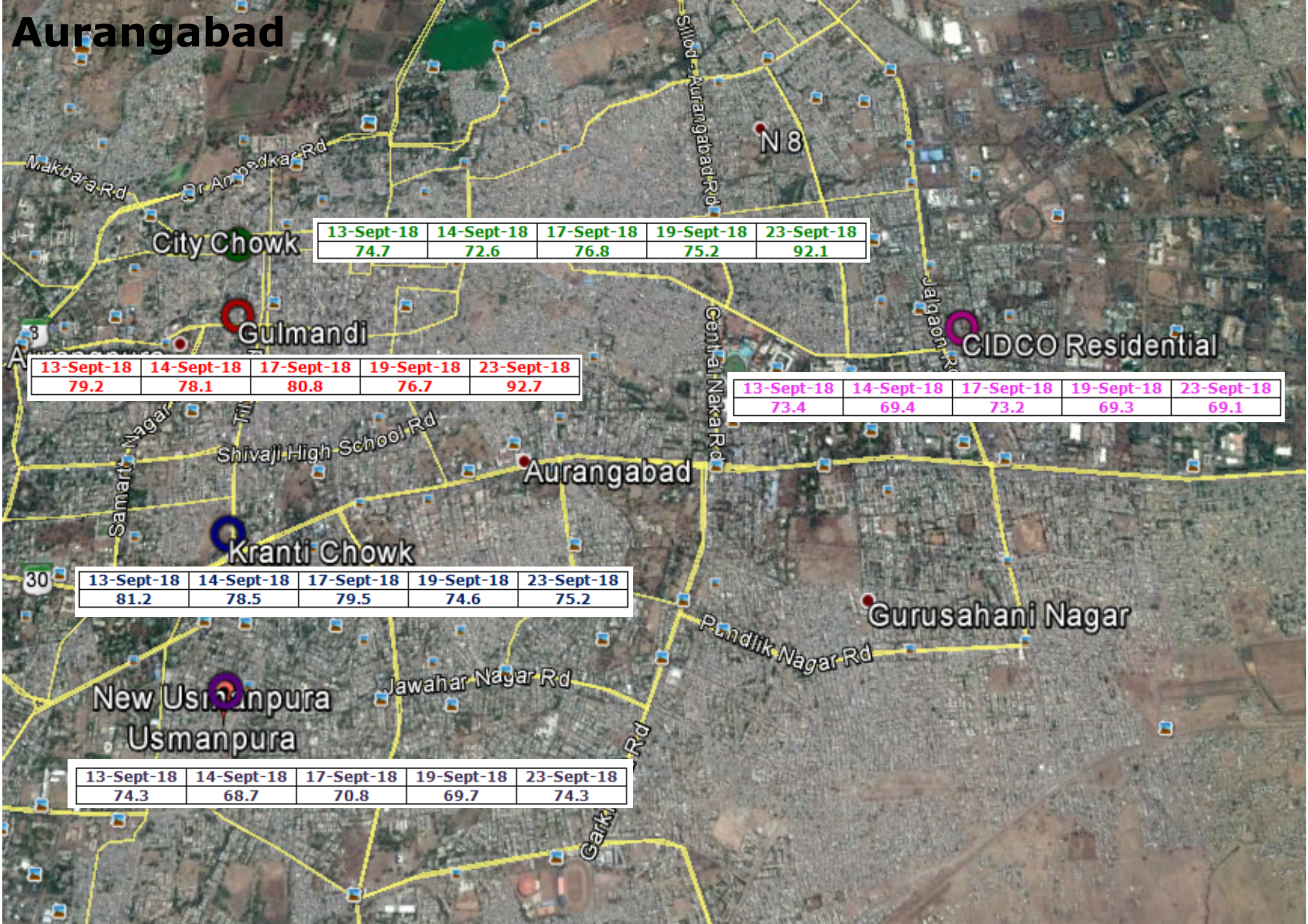
CIDCO

Pathardi Phata

13-Sept-18	14-Sept-18	17-Sept-18	19-Sept-18	23-Sept-18
82.2	82.3	82.2	80.9	103.1



# Aurangabad







13-Sept-18	14-Sept-18	17-Sept-18	19-Sept-18	23-Sept-18
79.1	71.0	72.9	74.0	80.2

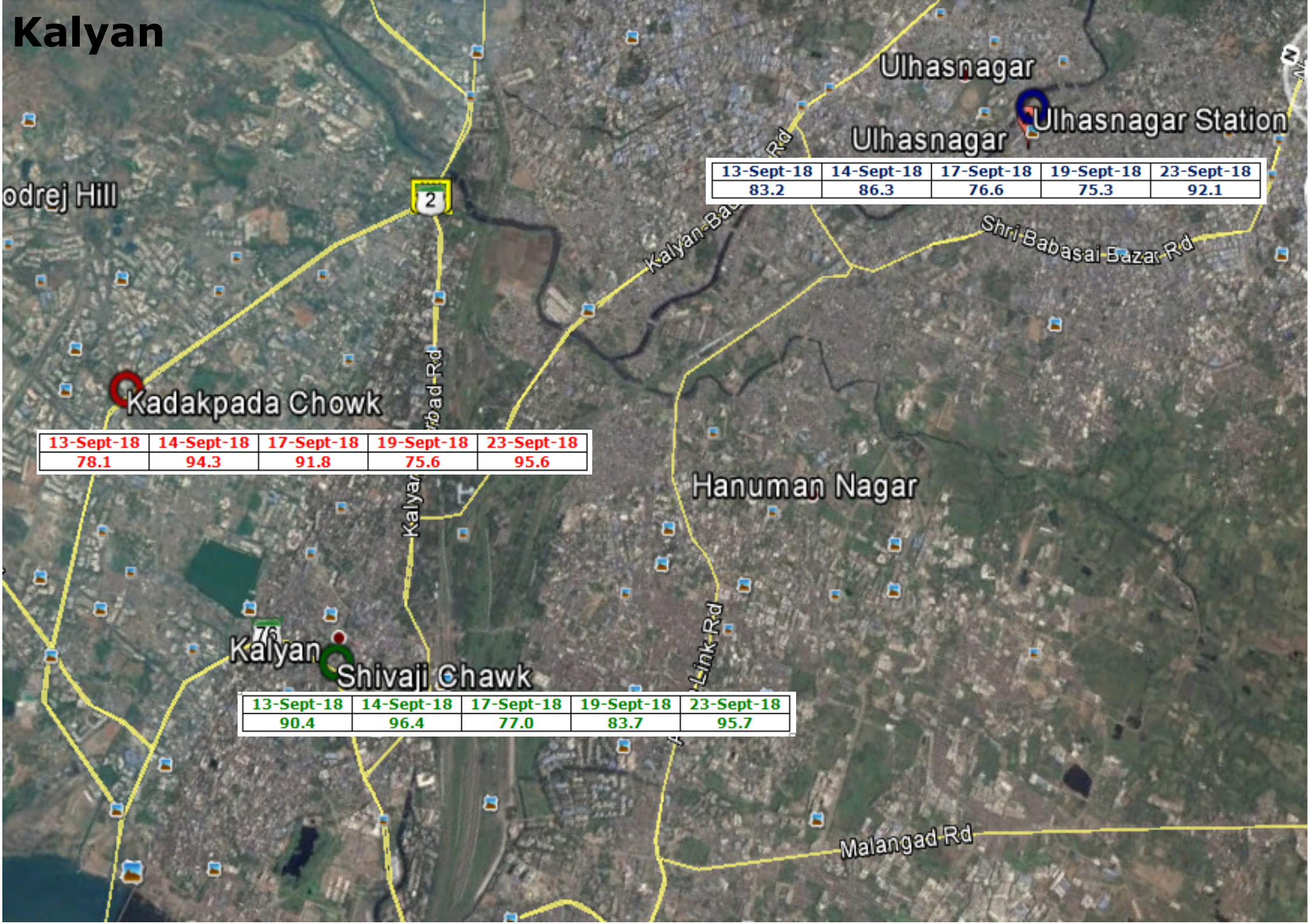
13-Sept-18	14-Sept-18	17-Sept-18	19-Sept-18	23-Sept-18
70.2	66.7	69.3	69.7	86.0

13-Sept-18	14-Sept-18	17-Sept-18	19-Sept-18	23-Sept-18
84.1	67.0	65.7	65.2	67.4

13-Sept-18	14-Sept-18	17-Sept-18	19-Sept-18	23-Sept-18
80.6	75.9	76.7	77.3	81.2

13-Sept-18	14-Sept-18	17-Sept-18	19-Sept-18	23-Sept-18
84.5	77.0	79.5	80.1	81.2





# Kalyan

odrej Hill

Ulhasnagar

Ulhasnagar Station

13-Sept-18	14-Sept-18	17-Sept-18	19-Sept-18	23-Sept-18
83.2	86.3	76.6	75.3	92.1

Kalyan-Bad Rd

Shri Babasai Bazar Rd

Kadakpada Chowk

13-Sept-18	14-Sept-18	17-Sept-18	19-Sept-18	23-Sept-18
78.1	94.3	91.8	75.6	95.6

Hanuman Nagar

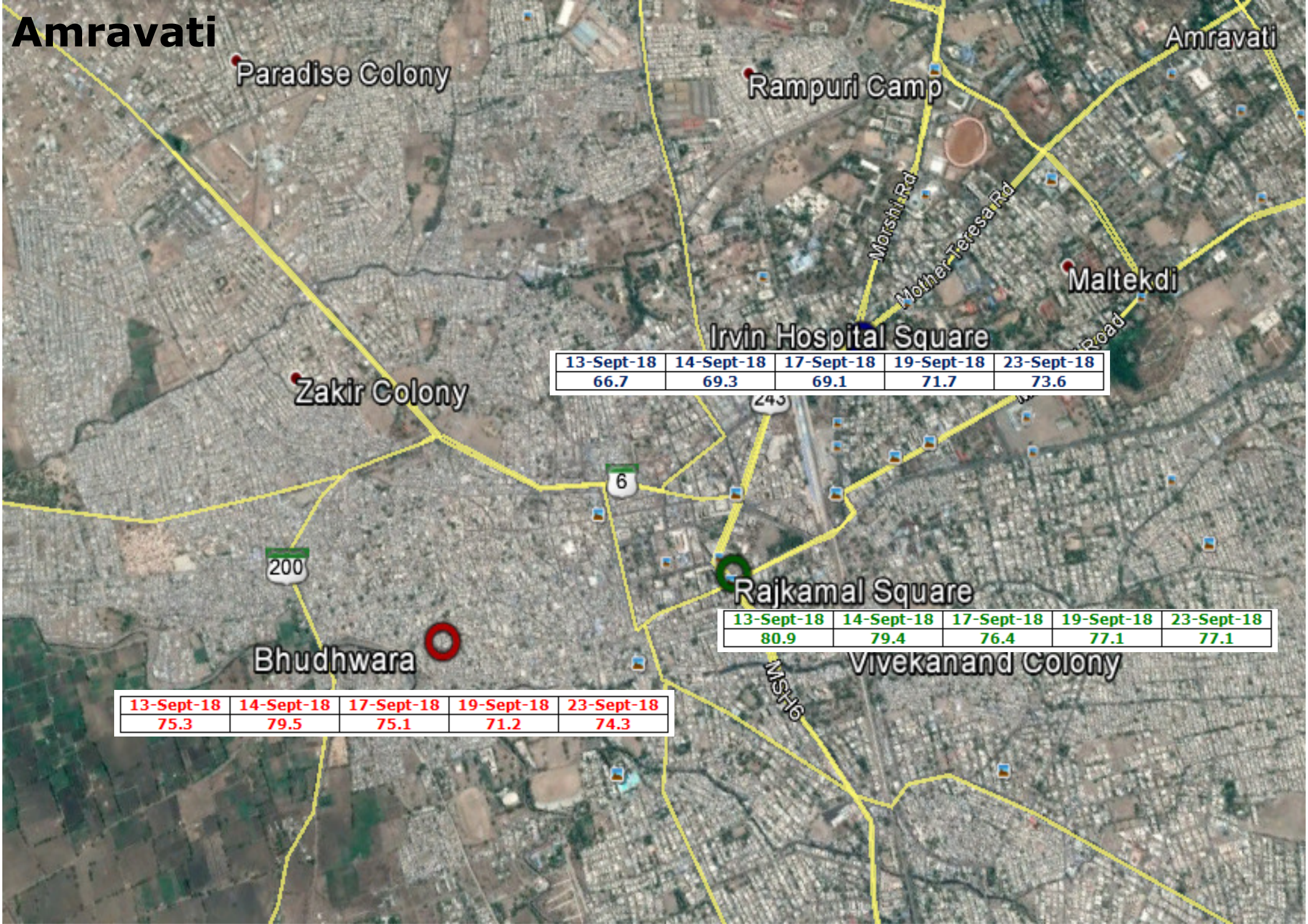
Kalyan Shivaji Chawk

13-Sept-18	14-Sept-18	17-Sept-18	19-Sept-18	23-Sept-18
90.4	96.4	77.0	83.7	95.7

Link Rd

Malangad Rd





# Amravati

Paradise Colony

Rampuri Camp

Amravati

Morshi Rd

Mother Teresa Rd

Maltekdi

Irvin Hospital Square

13-Sept-18	14-Sept-18	17-Sept-18	19-Sept-18	23-Sept-18
66.7	69.3	69.1	71.7	73.6

Zakir Colony

6

200

Rajkamal Square

13-Sept-18	14-Sept-18	17-Sept-18	19-Sept-18	23-Sept-18
80.9	79.4	76.4	77.1	77.1

Bhudhwara

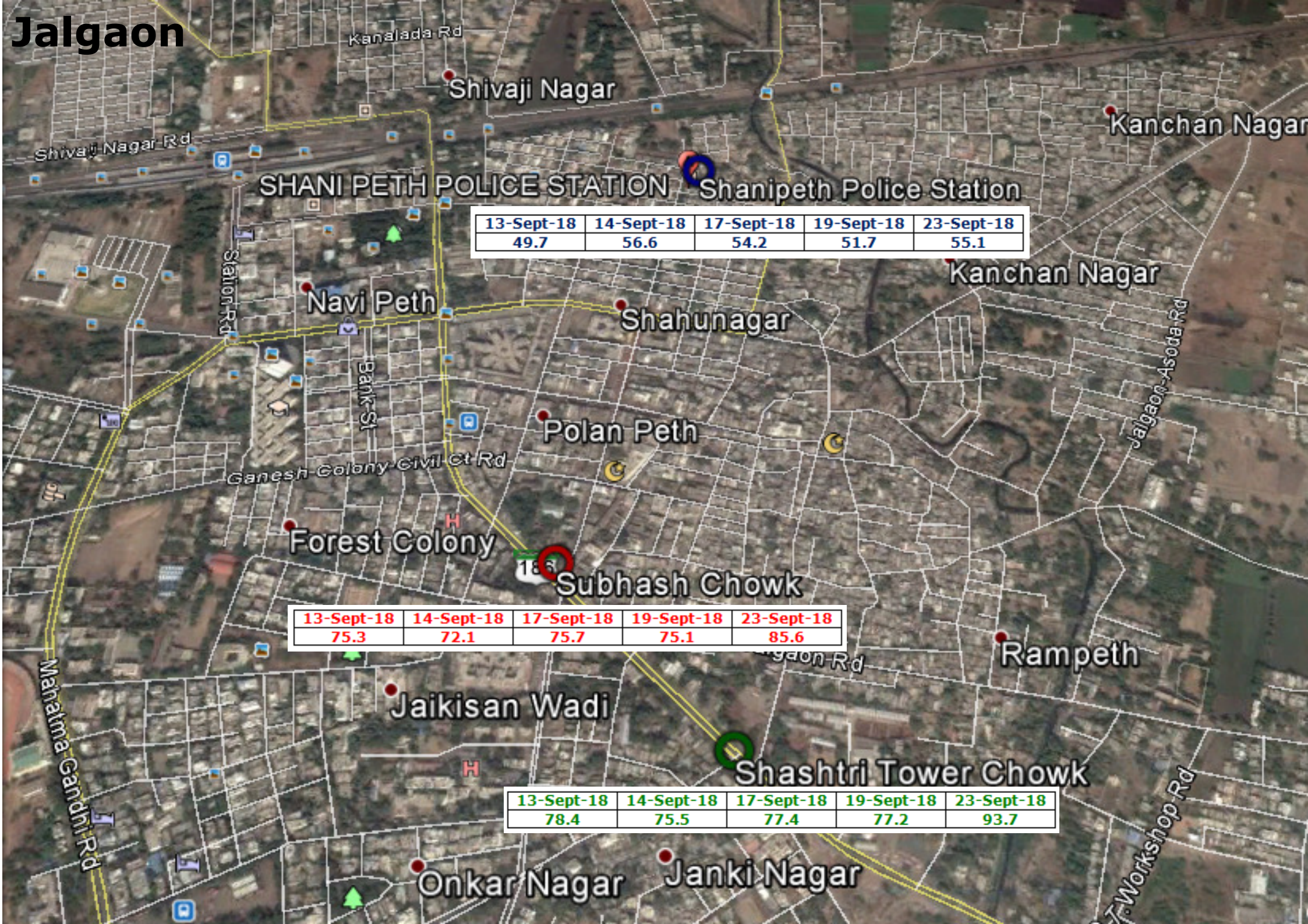
Vivekanand Colony

MSH6

13-Sept-18	14-Sept-18	17-Sept-18	19-Sept-18	23-Sept-18
75.3	79.5	75.1	71.2	74.3

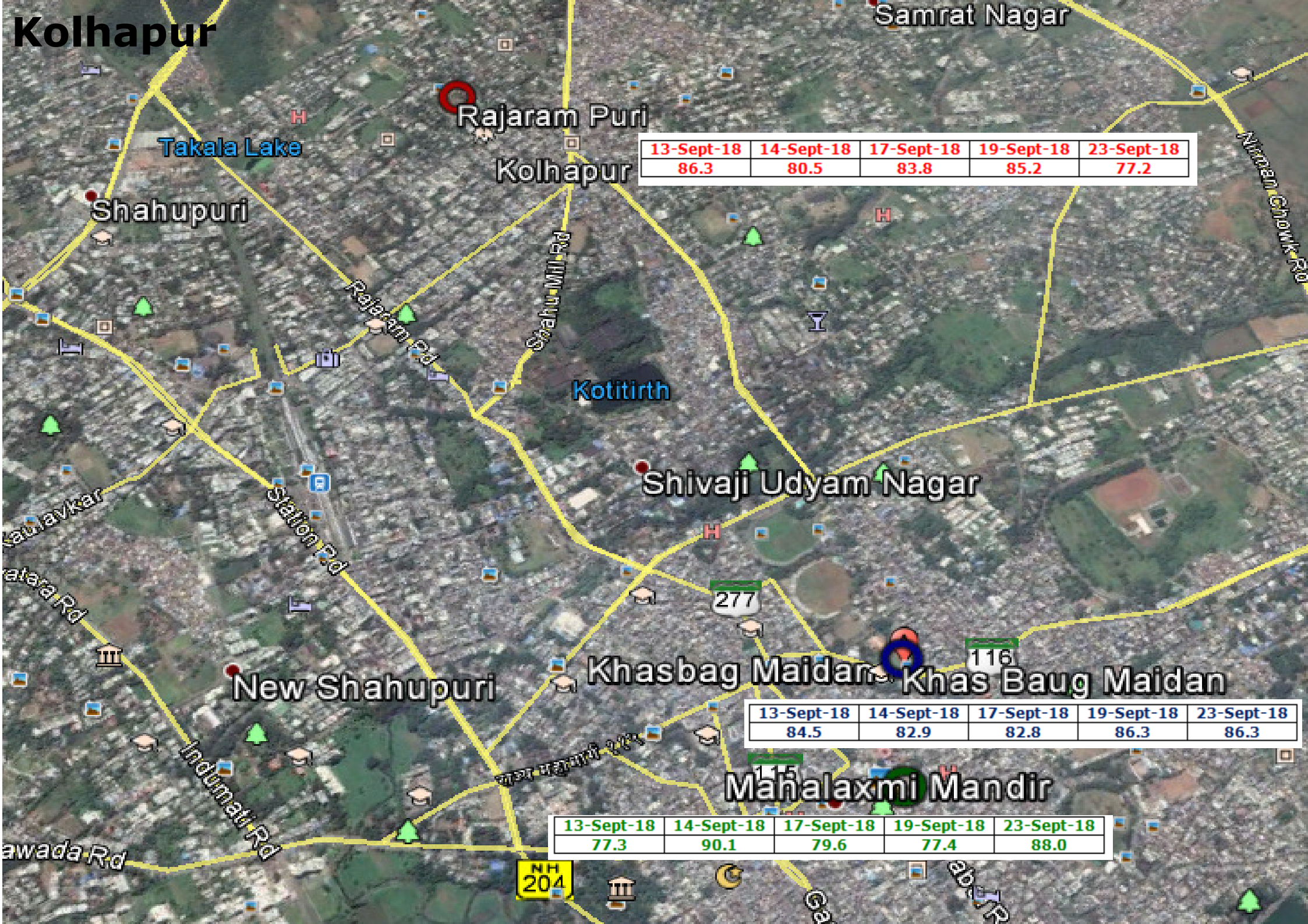


# Jalgaon





# Kolhapur



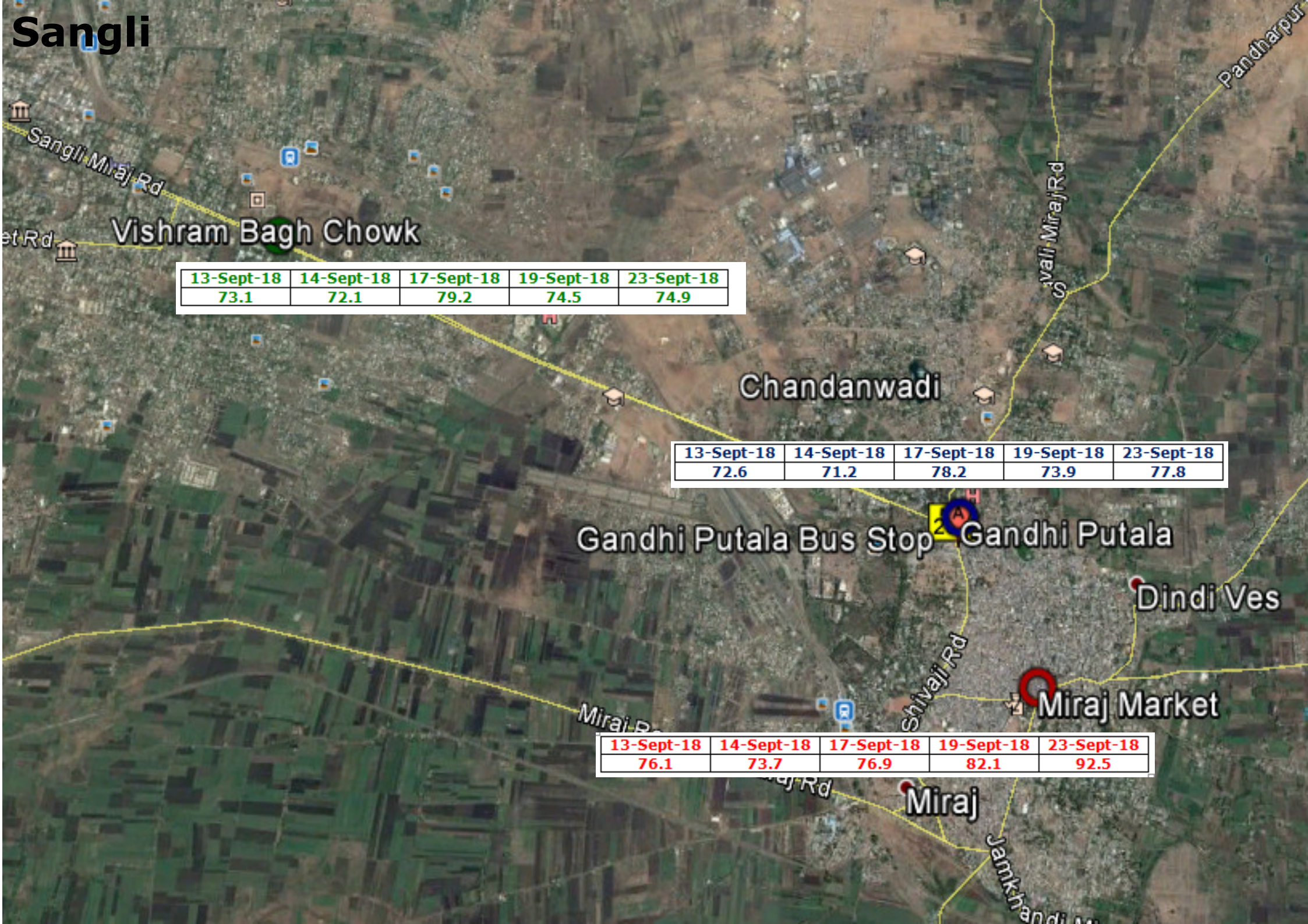
13-Sept-18	14-Sept-18	17-Sept-18	19-Sept-18	23-Sept-18
86.3	80.5	83.8	85.2	77.2

13-Sept-18	14-Sept-18	17-Sept-18	19-Sept-18	23-Sept-18
84.5	82.9	82.8	86.3	86.3

13-Sept-18	14-Sept-18	17-Sept-18	19-Sept-18	23-Sept-18
77.3	90.1	79.6	77.4	88.0



# Sangli

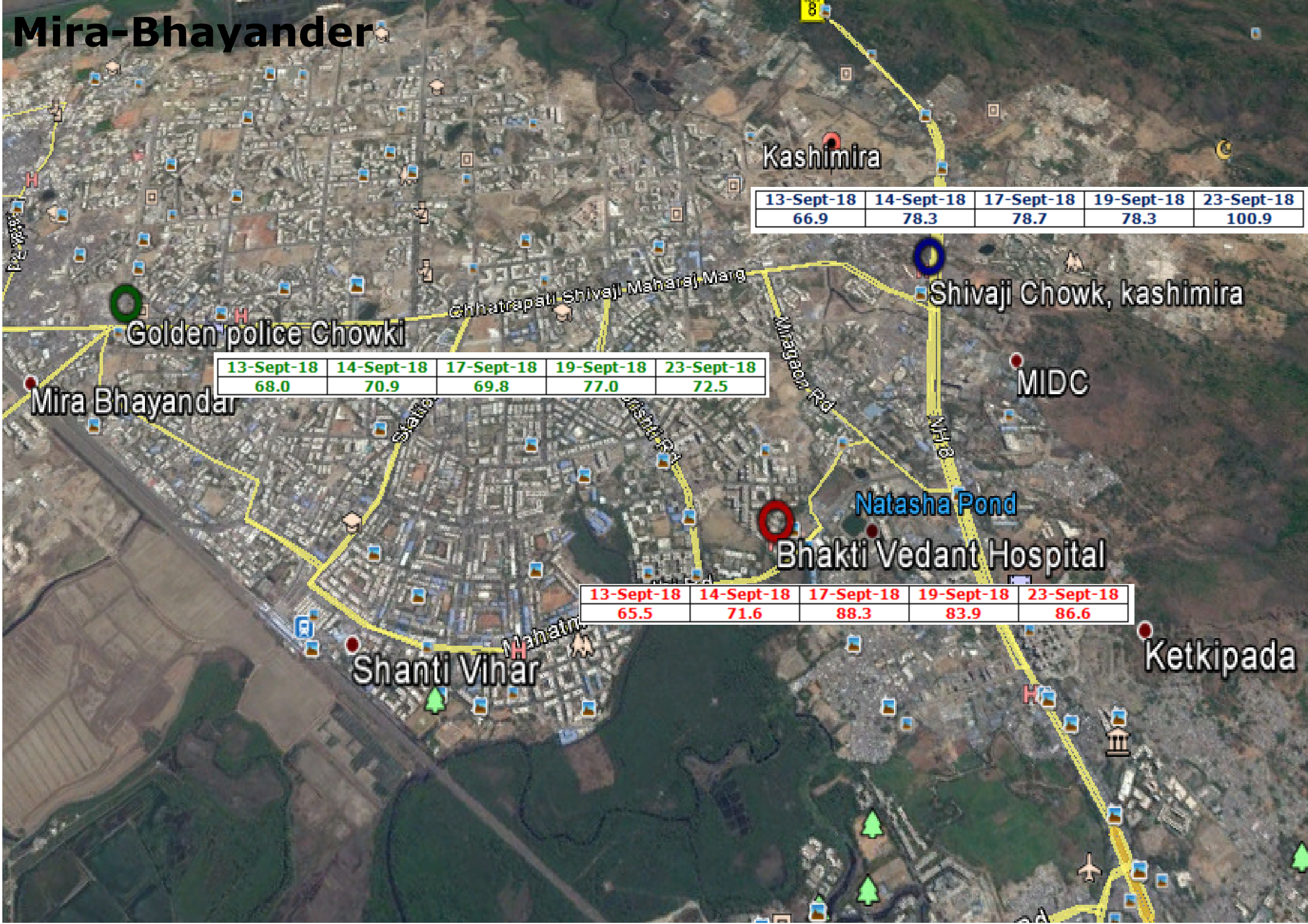


13-Sept-18	14-Sept-18	17-Sept-18	19-Sept-18	23-Sept-18
73.1	72.1	79.2	74.5	74.9

13-Sept-18	14-Sept-18	17-Sept-18	19-Sept-18	23-Sept-18
72.6	71.2	78.2	73.9	77.8

13-Sept-18	14-Sept-18	17-Sept-18	19-Sept-18	23-Sept-18
76.1	73.7	76.9	82.1	92.5





# Mira-Bhayander

Kashimira

13-Sept-18	14-Sept-18	17-Sept-18	19-Sept-18	23-Sept-18
66.9	78.3	78.7	78.3	100.9

Shivaji Chowk, kashimira

MIDC

Golden police Chowki

Mira Bhayandar

13-Sept-18	14-Sept-18	17-Sept-18	19-Sept-18	23-Sept-18
68.0	70.9	69.8	77.0	72.5

Natasha Pond

Bhakti Vedant Hospital

13-Sept-18	14-Sept-18	17-Sept-18	19-Sept-18	23-Sept-18
65.5	71.6	88.3	83.9	86.6

Shanti Vihar

Ketkipada



# Vasai - Virar



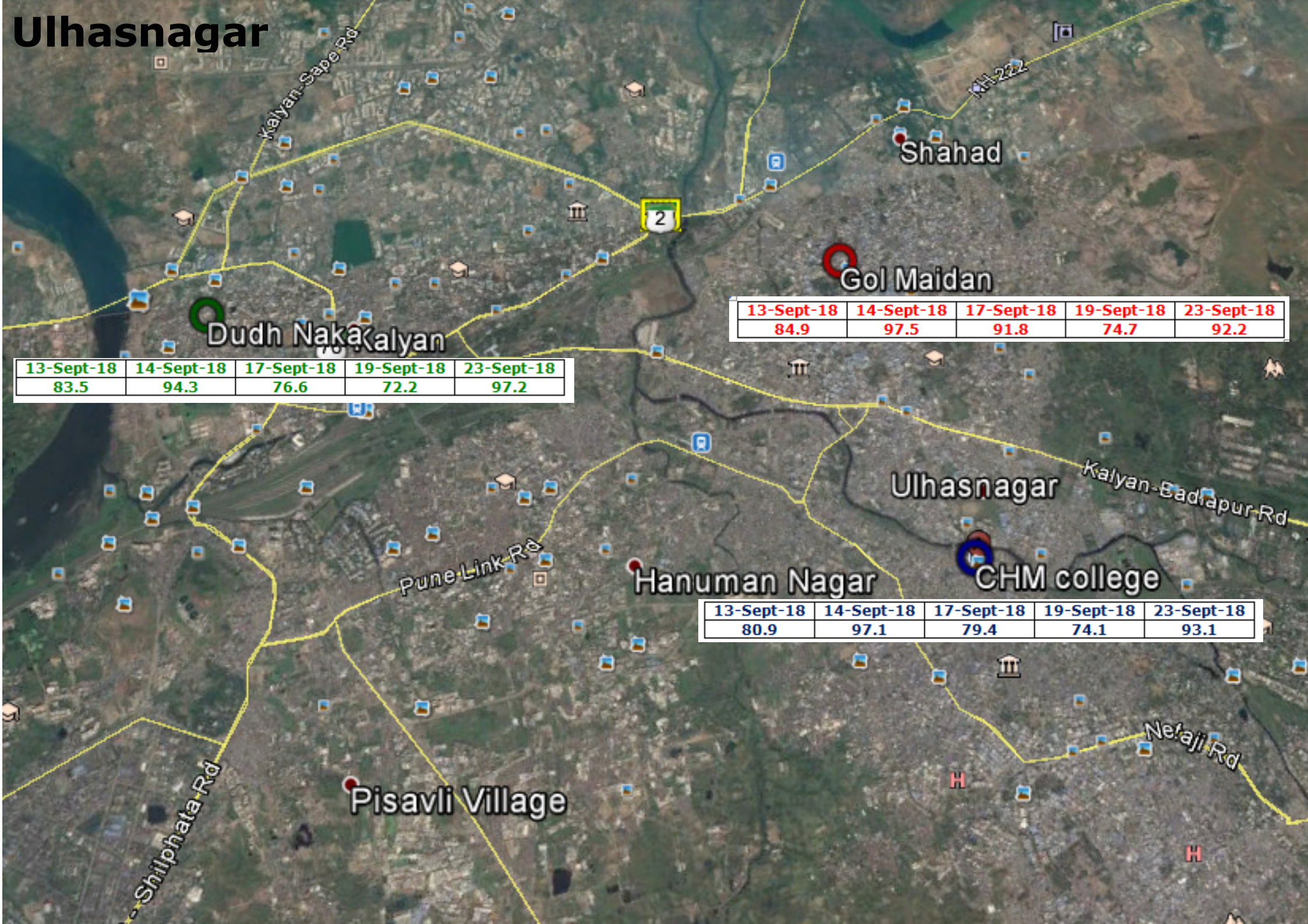
13-Sept-18	14-Sept-18	17-Sept-18	19-Sept-18	23-Sept-18
78.5	75.4	76.0	78.2	88.1

13-Sept-18	14-Sept-18	17-Sept-18	19-Sept-18	23-Sept-18
77.9	76.0	68.8	69.2	94.2

13-Sept-18	14-Sept-18	17-Sept-18	19-Sept-18	23-Sept-18
78.0	79.0	77.0	82.2	90.2



# Ulhasnagar

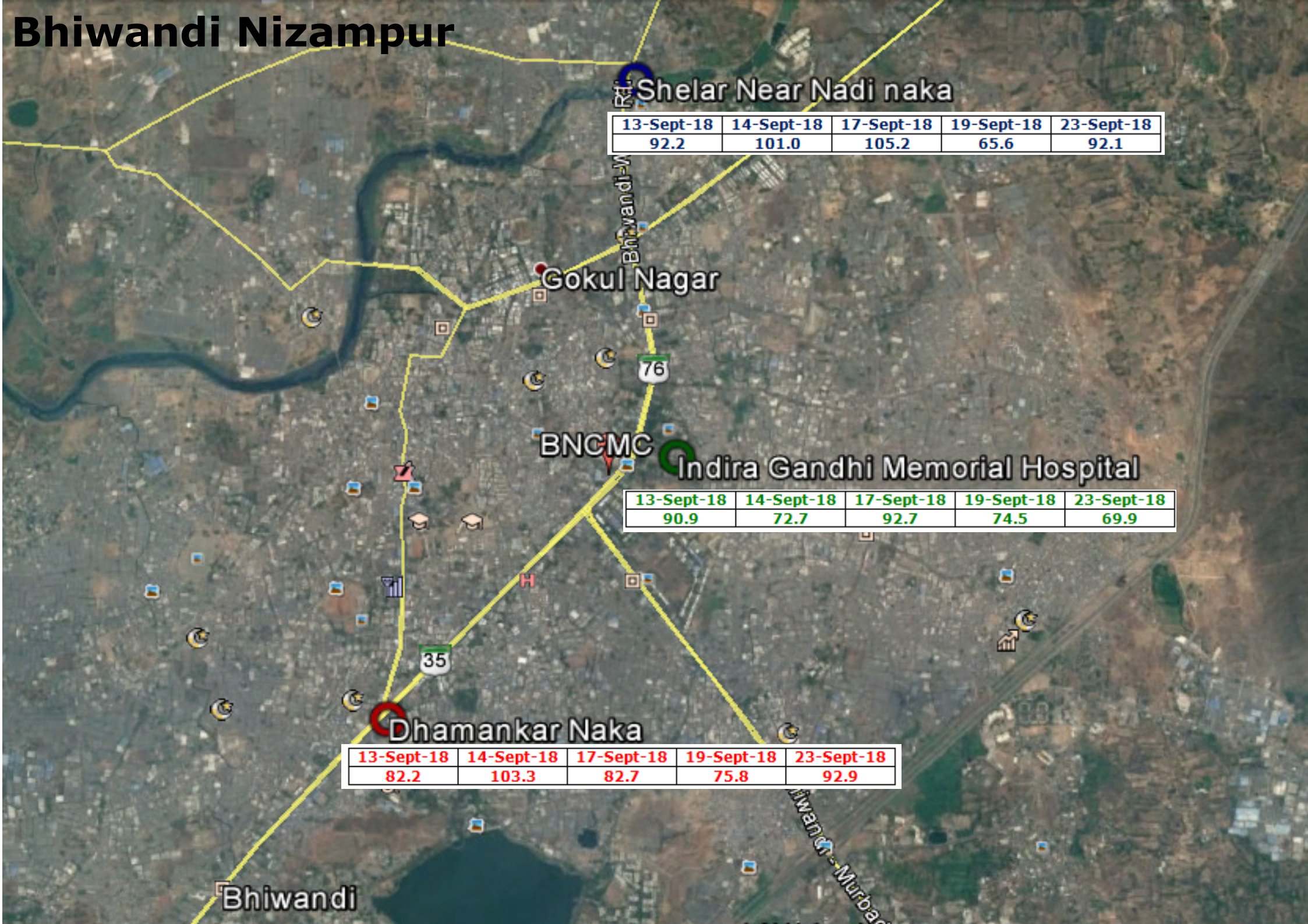


13-Sept-18	14-Sept-18	17-Sept-18	19-Sept-18	23-Sept-18
84.9	97.5	91.8	74.7	92.2

13-Sept-18	14-Sept-18	17-Sept-18	19-Sept-18	23-Sept-18
83.5	94.3	76.6	72.2	97.2

13-Sept-18	14-Sept-18	17-Sept-18	19-Sept-18	23-Sept-18
80.9	97.1	79.4	74.1	93.1





# Bhiwandi Nizampur

Shelar Near Nadi naka

13-Sept-18	14-Sept-18	17-Sept-18	19-Sept-18	23-Sept-18
92.2	101.0	105.2	65.6	92.1

Gokul Nagar

BNCMC

Indira Gandhi Memorial Hospital

13-Sept-18	14-Sept-18	17-Sept-18	19-Sept-18	23-Sept-18
90.9	72.7	92.7	74.5	69.9

Dhamankar Naka

13-Sept-18	14-Sept-18	17-Sept-18	19-Sept-18	23-Sept-18
82.2	103.3	82.7	75.8	92.9

Bhiwandi

Bhiwandi-Murbad



# Chandrapur



Ramala Talav

Jal Nagar Ward

Chandrapur

Ramnagar Rd

Jatpura Gate

13-Sept-18	14-Sept-18	17-Sept-18	19-Sept-18	23-Sept-18
84.1	77.3	77.4	86.5	94.9

Govt. Hospital

Bhiwapur ward

13-Sept-18	14-Sept-18	17-Sept-18	19-Sept-18	23-Sept-18
71.3	74.0	75.3	79.6	97.3

Gokul Nagar Rd

Gandhi Square

13-Sept-18	14-Sept-18	17-Sept-18	19-Sept-18	23-Sept-18
87.2	78.3	77.7	79.9	103.3

Rehman Nagar Rd



# Nanded-Waghala

13-Sept-18	14-Sept-18	17-Sept-18	19-Sept-18	23-Sept-18
76.5	77.0	78.1	69.7	75.8

13-Sept-18	14-Sept-18	17-Sept-18	19-Sept-18	23-Sept-18
75.4	73.5	78.4	70.5	88.0

13-Sept-18	14-Sept-18	17-Sept-18	19-Sept-18	23-Sept-18
76.5	77.0	78.1	69.7	75.8



# Ahmednagar

Wadgaon Gupta

Bhistabag

Ahmednagar Ahmednagar

Chitale Road

Old Bus Stand

Arangaon Meherabad Rd

13-Sept-18	14-Sept-18	17-Sept-18	19-Sept-18	23-Sept-18
78.7	81.6	78.7	79.8	99.5

Kotala Chowk

13-Sept-18	14-Sept-18	17-Sept-18	19-Sept-18	23-Sept-18
79.4	78.9	79.4	81.8	99.9

13-Sept-18	14-Sept-18	17-Sept-18	19-Sept-18	23-Sept-18
80.4	77.7	80.4	81.5	99.7

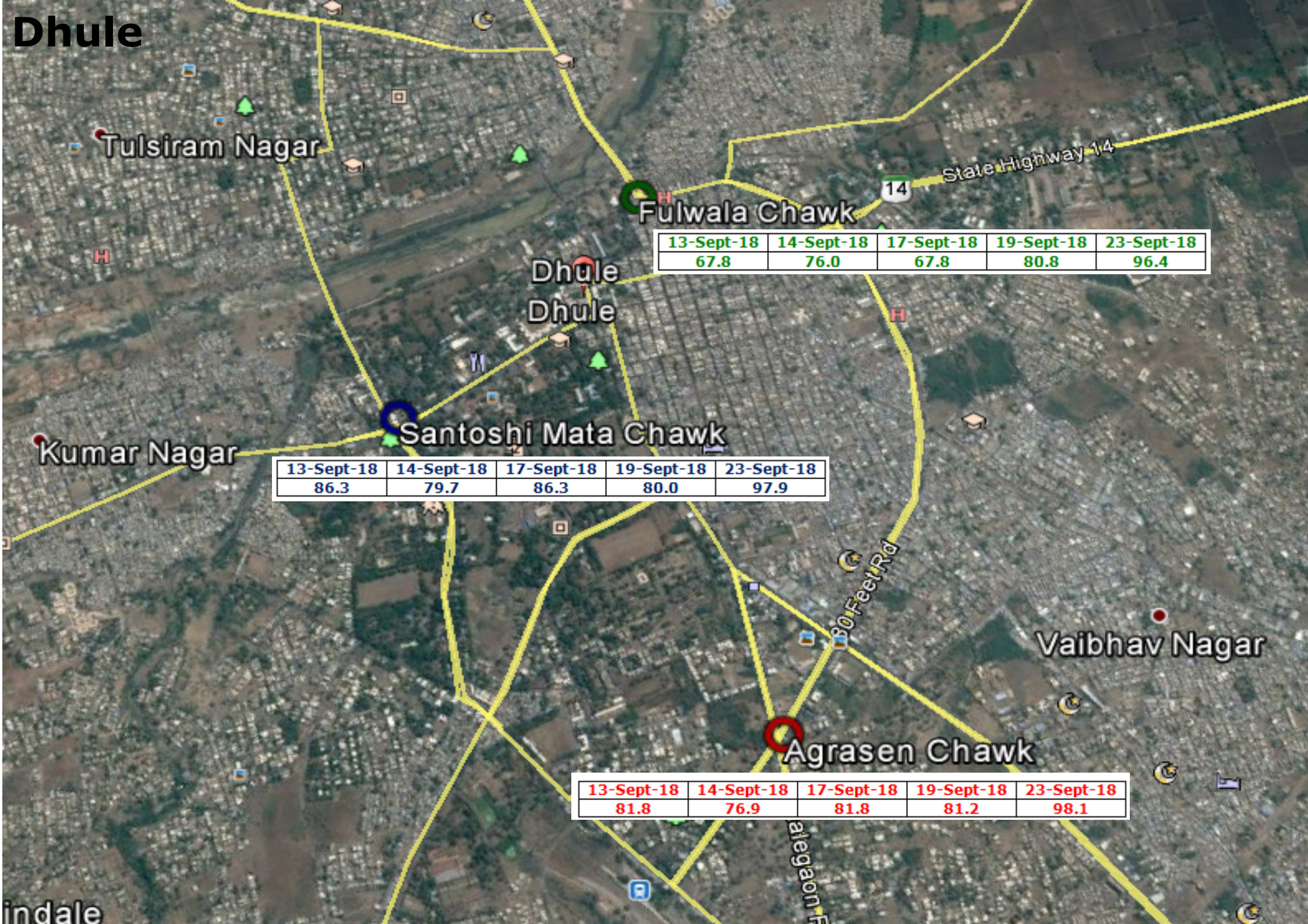
145

2

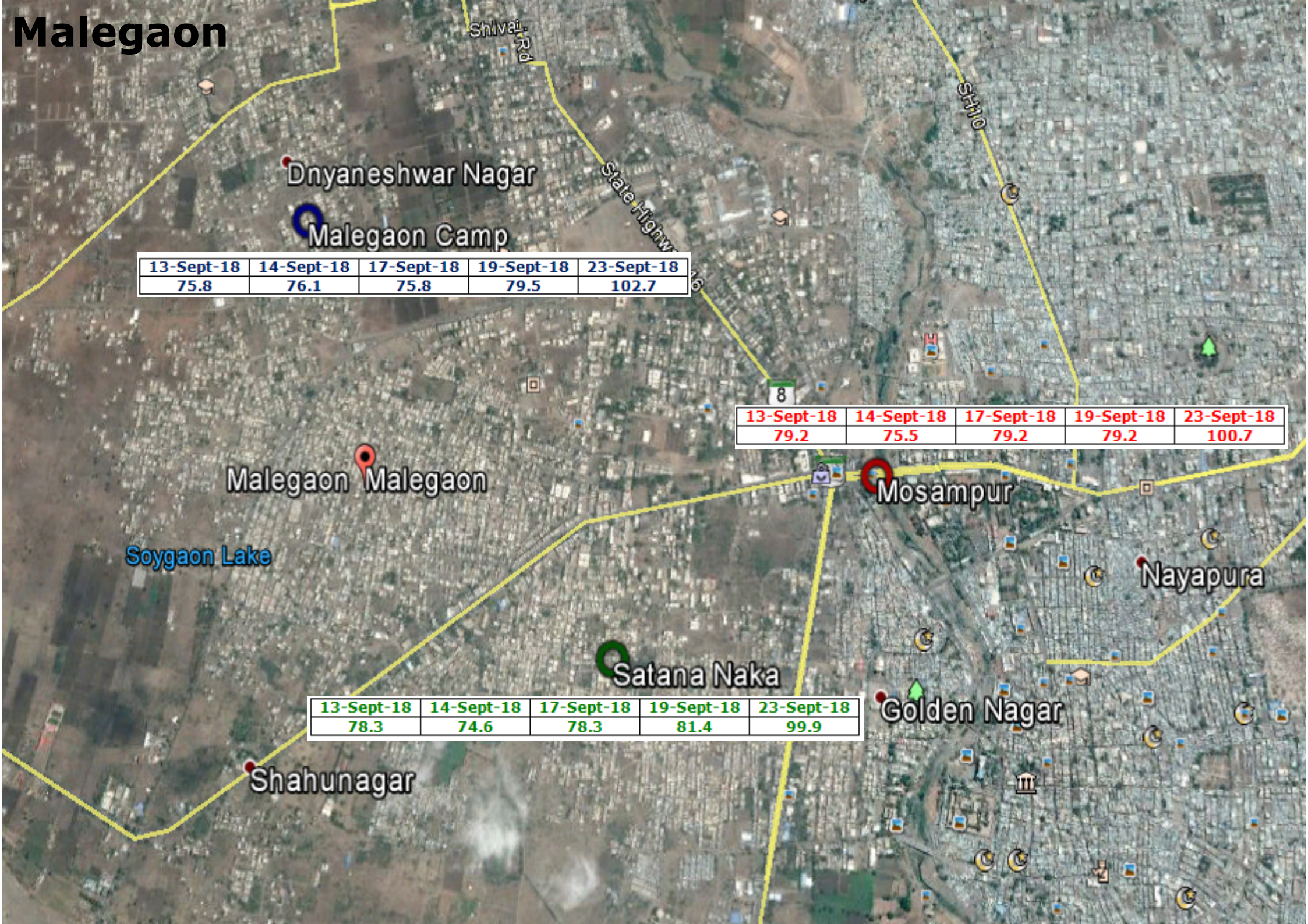
27



# Dhule







# Malegaon

Dnyaneshwar Nagar

Malegaon Camp

13-Sept-18	14-Sept-18	17-Sept-18	19-Sept-18	23-Sept-18
75.8	76.1	75.8	79.5	102.7

13-Sept-18	14-Sept-18	17-Sept-18	19-Sept-18	23-Sept-18
79.2	75.5	79.2	79.2	100.7

Malegaon Malegaon

Soygaon Lake

Mosampur

Nayapura

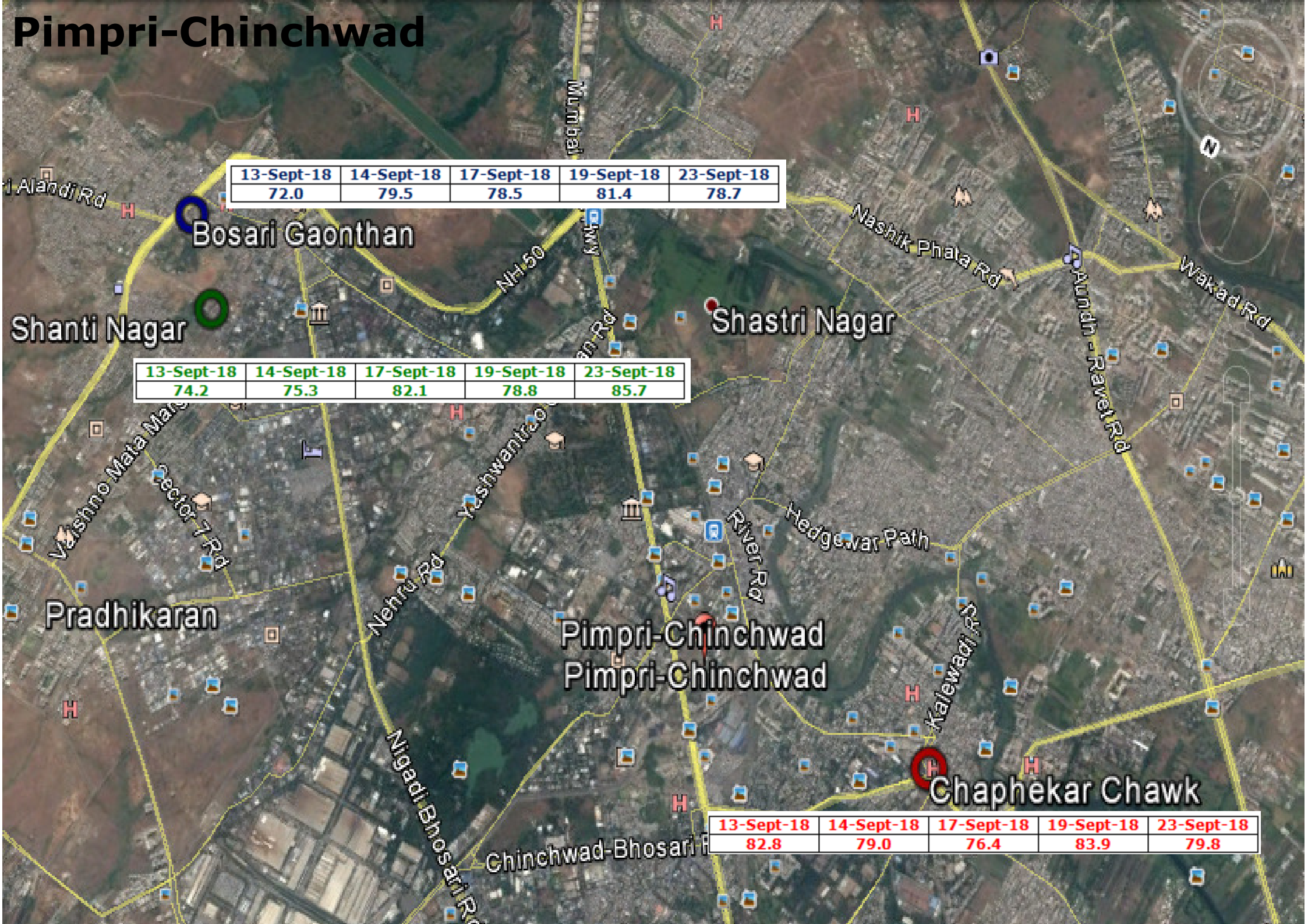
Satana Naka

13-Sept-18	14-Sept-18	17-Sept-18	19-Sept-18	23-Sept-18
78.3	74.6	78.3	81.4	99.9

Golden Nagar

Shahunagar



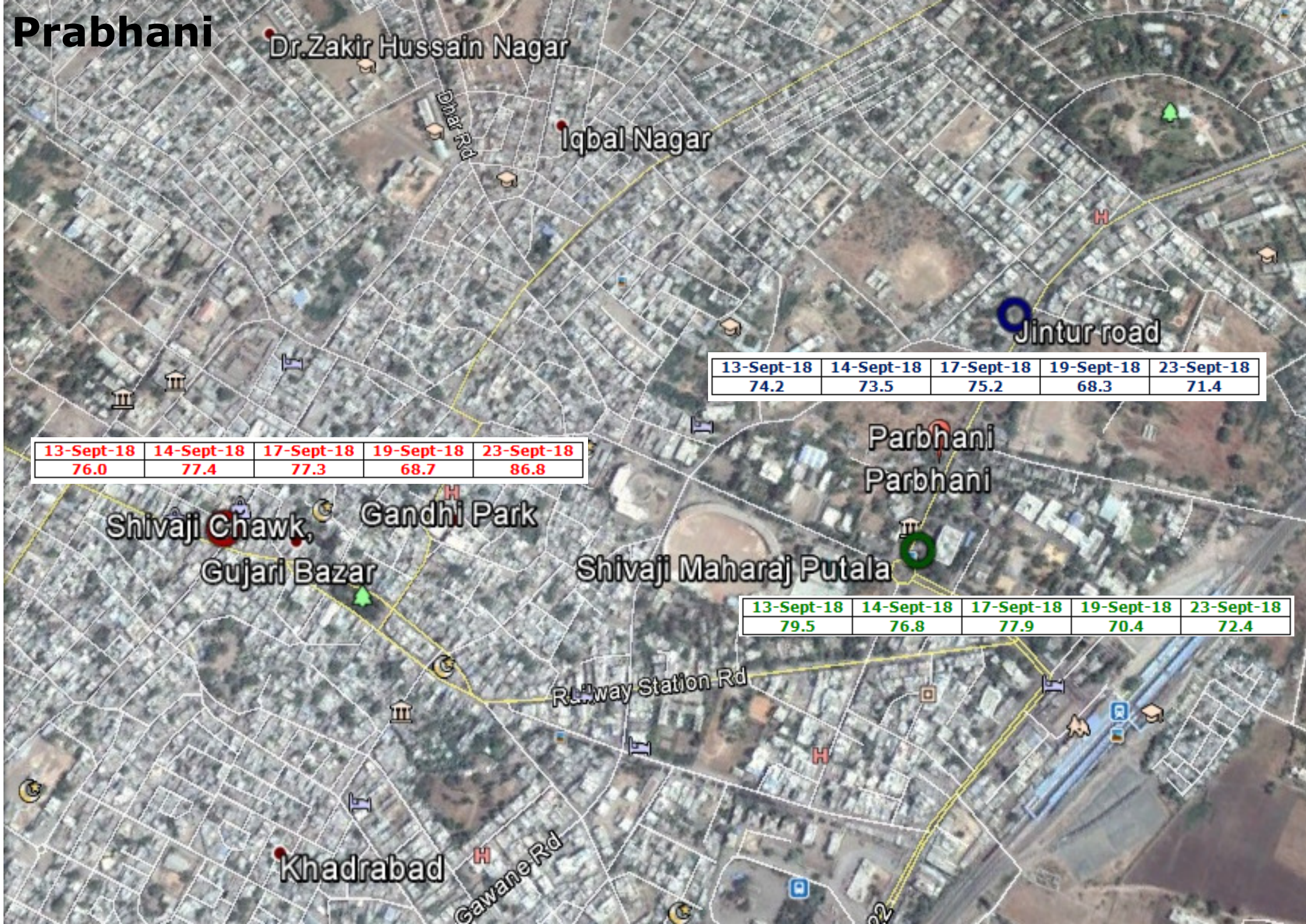


13-Sept-18	14-Sept-18	17-Sept-18	19-Sept-18	23-Sept-18
72.0	79.5	78.5	81.4	78.7

13-Sept-18	14-Sept-18	17-Sept-18	19-Sept-18	23-Sept-18
74.2	75.3	82.1	78.8	85.7

13-Sept-18	14-Sept-18	17-Sept-18	19-Sept-18	23-Sept-18
82.8	79.0	76.4	83.9	79.8





# Prabhani

Dr.Zakir Hussain Nagar

Iqbal Nagar

Jintur road

13-Sept-18	14-Sept-18	17-Sept-18	19-Sept-18	23-Sept-18
74.2	73.5	75.2	68.3	71.4

13-Sept-18	14-Sept-18	17-Sept-18	19-Sept-18	23-Sept-18
76.0	77.4	77.3	68.7	86.8

Shivaji Chawk,  
Gujari Bazar

Gandhi Park

Shivaji Maharaj Putala

Parbhani  
Parbhani

13-Sept-18	14-Sept-18	17-Sept-18	19-Sept-18	23-Sept-18
79.5	76.8	77.9	70.4	72.4

Railway Station Rd

Khadrabad

Gawane Rd



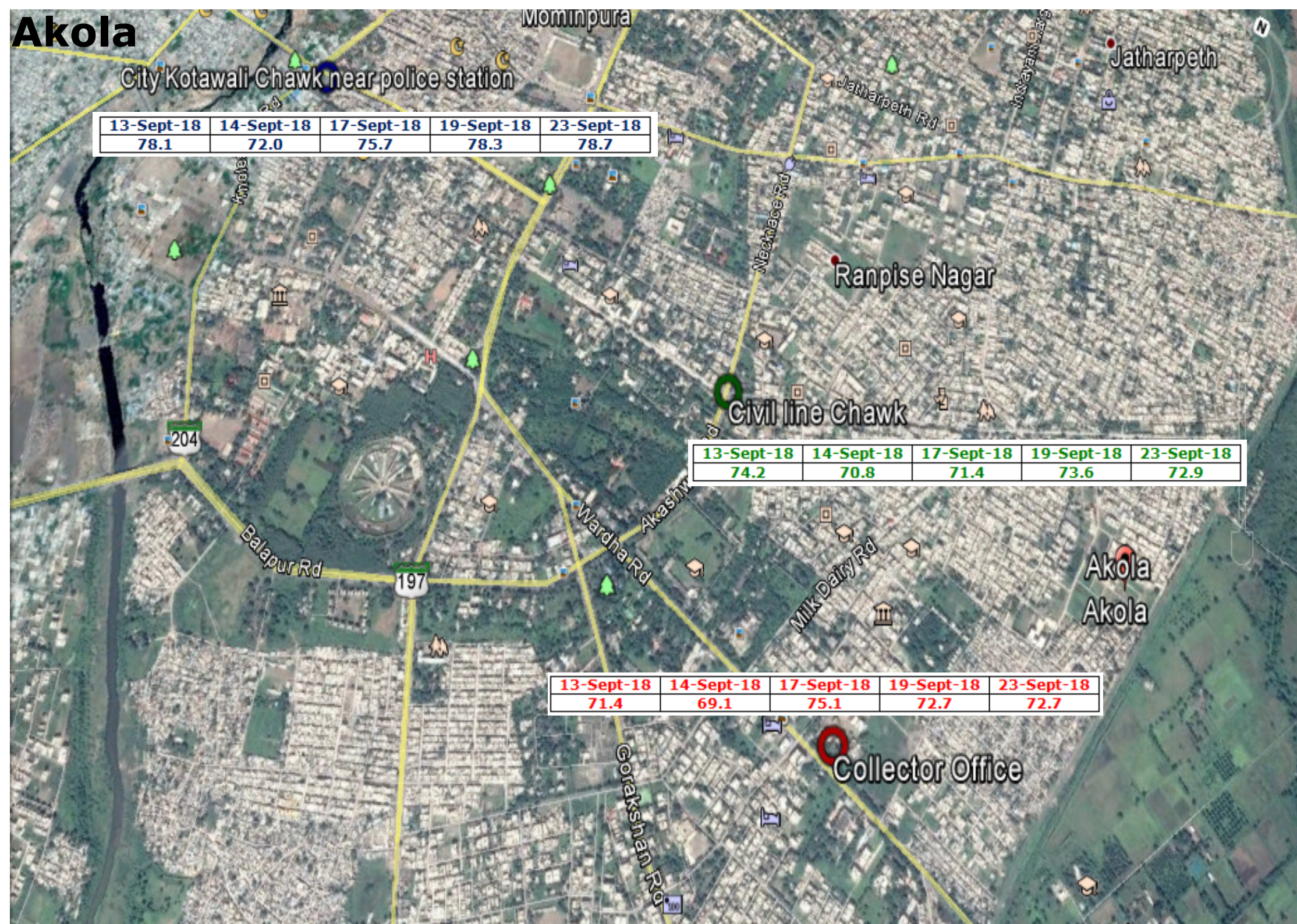


13-Sept-18	14-Sept-18	17-Sept-18	19-Sept-18	23-Sept-18
80.8	78.1	77.4	74.5	87.5

13-Sept-18	14-Sept-18	17-Sept-18	19-Sept-18	23-Sept-18
77.9	71.5	73.6	67.4	75.0

13-Sept-18	14-Sept-18	17-Sept-18	19-Sept-18	23-Sept-18
80.8	78.1	77.4	74.5	87.5







# Solapur

