

REPORT ON AMBIENT NOISE MONITORING DURING GANESH FESTIVAL, 2019



MAHARASHTRA POLLUTION CONTROL BOARD

Kalpataru Point, 3rd Floor, Sion (East), Mumbai-400011

Website: www.mpcb.gov.in

September, 2019

Foreword

Ganesh festival is one of the auspicious festival, celebrated in Maharashtra State. Ganesh festival is celebrated seven to ten days from Bhadrapada Shudha Chaturthi to the Ananta Chaturdashi in Maharashtra. While the farewell procession of the Ganesh Idols, the increase in ambient noise levels due to fire crackers or DJ's or traditional drum beats has been identified as one of the cause of Noise pollution in this festival season. It therefore becomes necessary to conduct noise level monitoring during this period to measure and monitor the level of noise pollution. Maharashtra Pollution Control Board has conducted an extensive noise monitoring study in all the 27 Municipal Councils of Maharashtra at 132 major locations during Ganesh festival, 2019 for 5 days i.e. on 02.09.2019 (First day: Ganesh chaturthi), 03.09.2019 (The immersion of idol of 1½ day), 06.09.2019 (The immersion of Gouri & Ganapati - 5th day.), 08.09.2019 (The immersion of idol - 7th day) AND 12.09.2019 (Anant Chaturdashi-Last Day) for 6 hours continuously, for the time slot: 1800 Hrs. to 2400 Hrs. (Evening 6 to Midnight 12) at each specified location.

This report contains the methodology and observations made during the study. It is observed that, in last three years, a decrease in noise levels are observed in some of the cities like in Mumbai, Thane, Navi Mumbai, Thane, Pune and Nashik, however, other cities like Amravati, Parbhani and Pimpri-Chinchwad showed the similar range of noise levels as it was in past years.

The data and trends in variation in noise levels in different Metropolitan cities help the authorities including police authorities and Municipal bodies to develop strategies and plans for the next year. The report is being placed on MPCB website for wider dissemination of information and for public awareness.

Field monitoring of this study was conducted by M/s. Mahabal Enviro Engineers Pvt. Ltd., Thane and was supported by all Regional Offices of the Board in the field. The entire study work including planning, coordination and report preparation was done at Joint Director-Air Pollution Control Division of the MPCB Board. The contributions of Shri V.M. Motghare, Shri S.C. Kollur and Shri Salil Save are appreciated.

(E Ravendiran, IAS)
Member Secretary

September, 2019

Contents

| | |
|--|-----------|
| ABBREVIATIONS | 4 |
| INTRODUCTION..... | 5 |
| A REVIEW OF NOISE DESCRIPTORS | 5 |
| METHODOLOGY OF THE PROJECT | 6 |
| RESULTS..... | 8 |
| 1. Mumbai | 8 |
| 2. Navi Mumbai | 11 |
| 3. Thane | 12 |
| 4. Pune | 14 |
| 5. Nashik..... | 16 |
| 6. Aurangabad | 18 |
| 7. Nagpur..... | 19 |
| 8. Kalyan..... | 21 |
| 9. Amaravati..... | 22 |
| 10. Jalgaon | 23 |
| 11. Kolhapur..... | 24 |
| 12. Sangli | 25 |
| 13. Mira-Bhayander | 26 |
| 14. Vasai-Virar..... | 27 |
| 15. Ulhasnagar | 28 |
| 16. Bhiwandi-Nizampur..... | 29 |
| 17. Chandrapur..... | 30 |
| 18. Nanded-Waghala | 31 |
| 19. Ahmednagar..... | 32 |
| 20. Dhule | 33 |
| 21. Malegaon | 34 |
| 22. Pimpri-Chinchwad | 35 |
| 23. Parbhani | 36 |
| 24. Latur..... | 37 |
| 25. Akola | 38 |
| 26. Solapur | 39 |
| 27. Panvel | 40 |
| COMPARATIVE STUDY OF NOISE LEVELS..... | 41 |
| CONCLUSION..... | 54 |
| DEFINITIONS | 55 |
| ANNEXURE I - DETAILED LIST OF LOCATIONS..... | 57 |
| ANNEXURE II - NOISE POLLUTION (R & C) RULES, 2000 AMENDMENT DT. 21ST APRIL 2009 | 63 |
| ANNEXURE III - NOISE LEVELS DURING GANESH FESTIVAL FOR LAST 2 YEARS IN DIFFERENT CITIES OF MAHARASHTRA | 65 |
| ANNEXURE IV - HOURLY NOISE LEVELS ON 2ND, 3RD, 6TH 8TH & 12TH SEPTEMBER 2019 DURING GANESH FESTIVAL AT DIFFERENT LOCATIONS IN MAHARASHTRA..... | 67 |
| GLIMSE OF THE EVENT | 68 |

Abbreviations

| | |
|------------------|--|
| CPCB | Central Pollution Control Board |
| dB | Decibel |
| dB(A) | Decibels with "A" weighting |
| EPA | Environmental Protection Act, 1986 |
| Hz | Hertz |
| MPCB | Maharashtra Pollution Control Board |
| KHz | Kilo Hertz |
| L _{Aeq} | Equivalent continuous A-weighted sound pressure level (dB) |
| L _{max} | Maximum sound pressure level (dB) |
| L _{min} | Minimum sound pressure level (dB) |
| SPL | Sound Pressure Level |

Introduction

Ganesh Chaturthi is one of the most prominent festivals of India. People of India wait the whole year for this festival eagerly. Although it is celebrated all over the country, in the state of Maharashtra it is celebrated with the most enthusiasm. Ganpati Bappa will bring us peace and prosperity. Well this is definitely a festival of fun, joy and frolic, but the devotees will have to plan to have eco friendly way of celebrating the festival. With environmental concerns gaining too much ground, many of the well-wishers of Lord Ganesha in the city have started to conduct environmental friendly Ganesh Utsav celebrations. The Celebration of Ganesh Festival today, particularly, its immersion process has adverse effects on environment. It causes pollution quite severely, viz. noise, water and air pollution. The present study endeavors to analyse this issue and provide measures and recommendations for their effective communication.

Celebrating eco-friendly Ganesh festival enables you to celebrate festival grandly without harming environment and other living beings. Avoid playing loud music which might create disturbance to others. Mridangam, Tabla and such low sound instruments can be used instead. Loudspeakers can create problem to hospitals, old age homes, and educational institutes. Speakers and microphones should be played between 6am and 10pm and people should abide by the rules. Avoid bursting firecrackers. Firecrackers will also affect the hearing of small children as well as aged people of the community. There is no rule as such to burst crackers. Firecrackers emit fumes which are harmful to health. They pose a threat to patients and public health.

Maharashtra Pollution Control Board have been carrying out study of the ambient noise levels in the state of Maharashtra during the period of Ganesh Festival for more than 10 years as a continuous process. Noise monitoring was carried out at 132 locations from 27 Municipal Corporation of Maharashtra for 5 days period during Ganesh Festival i.e. on 2nd, 3rd, 6th, 8th and 12th September 2019 from 6 PM to 12 AM for each location which comprise of residential, commercial and silence zone.

A Review of Noise Descriptors

Sound is usually made up of a wide range of different frequencies. The spread of sound energy across the audible frequency "spectrum" (about 20Hz – 20kHz) is one factor that helps to make it identifiable to the human ear. The human ear is a very sensitive system with an extensive dynamic range. To accommodate this very large range, sound levels are measured using the **decibel (dB) scale**.

A sound level meter theoretically has a flat response, in other words it responds exactly the same at different frequencies. Unlike a sound level meter, the human ear responds differently at different frequencies, so a weighting, or filter, can be used so that the meter responds more like the human ear. The most commonly used weighting is referred to as the '**A**' weighting and readings are usually measured in dBA. The "**sound pressure level**" (SPL) is twenty times the logarithm to the base 10 of the ratio of the effective pressure (p) of a sound to the reference pressure (Pr) of 20 µPa. Thus the sound pressure level in dB = $20 \log_{10} P/Pr$.

In most cases, the sound and noise we hear are not steady. Apart from variation in tones, the magnitude or the sound pressure level of a sound or noise changes with time. The equivalent continuous noise level (Leq) is the sound pressure level of a steady sound that has, over a given period, the same energy as a fluctuating sound in question.

The sound level limits specified by CPCB, represent the general limitation on noise produced by noise sources. Some noises, however, are annoying no matter where or in what kind of environment they exist. High level impulsive noises represent a special category and, consequently, are restricted by an absolute limitation.

The Central Pollution Control Board (CPCB) constituted a National Committee of Experts on Noise Pollution Control. The Committee recommended noise standards for ambient air

and for automobiles, domestic appliances and construction equipment, which were later notified under The Environment (Protection) Act, 1986 as given below:

Table 2.1: Standards of Noise Levels under EPA (1986): Noise Pollution (Regulation & Control) Rules, 2000

| Area Code | Category of Area | Limits in dB(A) L_{eq} | |
|-----------|------------------|--------------------------|------------|
| | | Day time | Night time |
| A | Industrial area | 75 | 70 |
| B | Commercial area | 65 | 55 |
| C | Residential Area | 55 | 45 |
| D | Silence Zone | 50 | 40 |

Note:

1. Day time is reckoned from 6 A.M. To 10 P.M.
2. Night time is reckoned in from 10 P.M. and 6 A.M.
3. Silence zone is referred as areas within 100 meters around premises such as hospitals, educational institutions and courts. The Silence zones are to be declared by the Competent Authority.
4. Use of vehicular horns, loudspeakers and bursting of crackers shall be banned in these zones.
5. Mixed categories of areas should be declared as one of the four above mentioned categories by the Competent Authority and the corresponding standards shall apply.

State GR / Notification: Implementation Authority for Noise Rules in Maharashtra is enclosed at **Annexure - III**

Methodology of the project

The ambient noise monitoring was carried out during the period of Ganesh Festivals for 132 locations which is covered under 27 Municipal Corporation all over Maharashtra. The monitoring was carried out for 5 days considering the noise that generate during the festival. 6 hours noise monitoring was carried out from 6PM to 12AM on 2nd, 3rd, 6th, 8th and 12th September 2019. The noise monitoring was carried out using calibrated Sound Level Meters (Type I).

The details of number noise monitoring locations in different Municipal Corporation all over Maharashtra as provided in **Table 3.1** below:

Table 3.1: Noise Monitoring Locations in Maharashtra during Ganesh Festival: 2019.

| Sr. | Municipal Corporation | Number of locations |
|------------------------------|------------------------------|----------------------------|
| 1. | Mumbai | 25 |
| 2. | Navi Mumbai | 05 |
| 3. | Thane | 08 |
| 4. | Pune | 18 |
| 5. | Nashik | 05 |
| 6. | Aurangabad | 05 |
| 7. | Nagpur | 05 |
| 8. | Kalyan | 03 |
| 9. | Amravati | 03 |
| 10. | Jalgaon | 03 |
| 11. | Kolhapur | 03 |
| 12. | Sangli | 03 |
| 13. | Mira – Bhyander | 03 |
| 14. | Vasai – Virar | 03 |
| 15. | Ulhas nagar | 03 |
| 16. | Bhiwandi – Nizampur | 03 |
| 17. | Chandrapur | 03 |
| 18. | Nanded – Waghala | 03 |
| 19. | Ahmednagar | 03 |
| 20. | Dhule | 03 |
| 21. | Malegaon | 03 |
| 22. | Pimpri – Chinchwad | 03 |
| 23. | Parbhani | 03 |
| 24. | Latur | 03 |
| 25. | Akola | 03 |
| 26. | Solapur | 04 |
| 27. | Panvel | 03 |
| Total No. of stations | | 132 |

The detailed list of locations is given in **Annexure I**.

Results

Hourly Noise Levels on 2nd, 3rd, 6th, 8th and 12th September 2019 during Ganesh Festival at different locations in Maharashtra is given in **Annexure IV**. The equivalent steady sound level of a noise energy-averaged over time was calculated represented as L_{eq} based on which the impact of noise created during the festival is measured. The formula for calculating L_{eq} is as given below:

$$L_{eq,T} = 10 \log \left(1/n \sum_{i=1}^n 10^{\frac{L_i}{10}} \right)$$

Where, L_i = levels observed at n equally spaced times during interval T.

In the present study, hourly and day wise L_{eq} has been calculated to compare the results obtained from various locations.

1. Mumbai

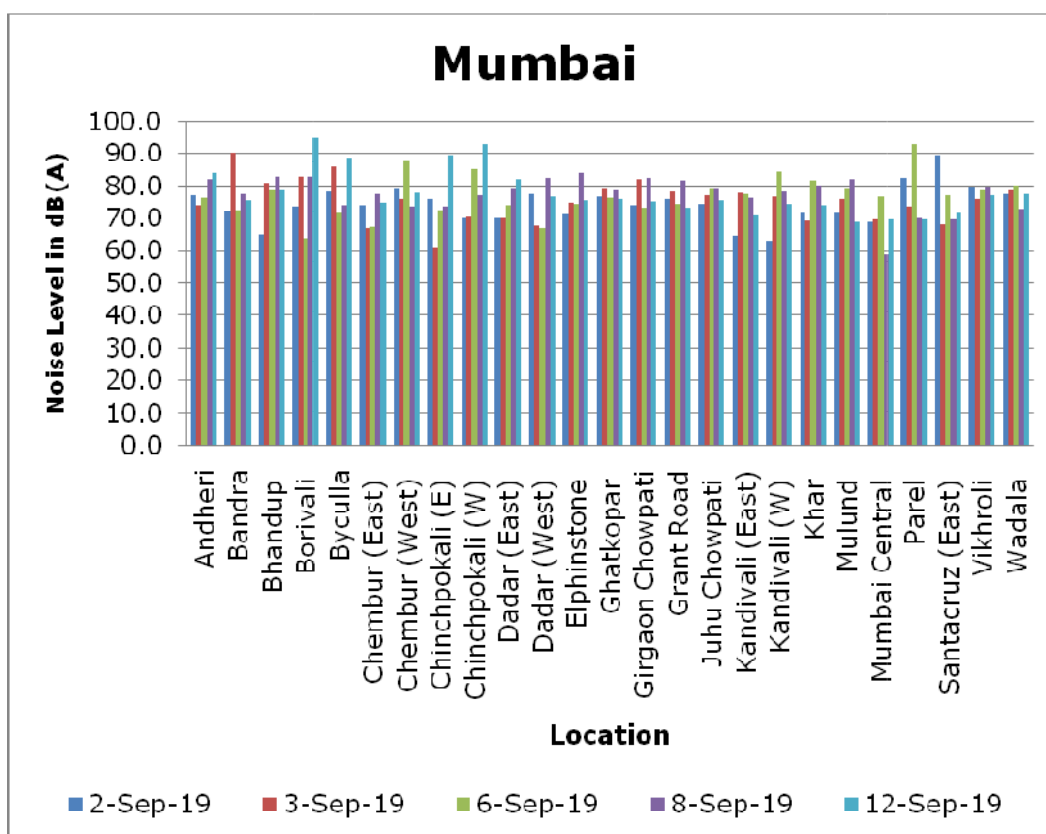
In Mumbai a total of 25 location where monitored. The highest noise level out of the 5 days monitored was observed at Borivali on 12th September i.e. the last day of monitoring with 94.8 dB(A). The noise level was high on all other days of monitoring also. There was rain during some days of monitoring which have also resulted in the increase in noise levels.

Table 4.1: Noise Levels (L_{eq}) dB(A) during Ganesh Festival, 2019 in Mumbai

| Location | 2-Sept-19 | 3-Sept-19 | 6-Sept-19 | 8-Sept-19 | 12-Sept-19 |
|-------------------------|--------------------------|-----------|-----------|-----------|------------|
| | (L _{eq}) dB(A) | | | | |
| Andheri | 77.2 | 74.3 | 76.3 | 82.2 | 84.1 |
| Bandra | 72.3 | 90.3 | 72.6 | 77.6 | 75.5 |
| Bhandup | 65.2 | 80.8 | 78.5 | 82.7 | 78.7 |
| Borivali | 73.7 | 82.7 | 63.8 | 83.0 | 94.8 |
| Byculla | 78.1 | 85.7 | 71.8 | 74.0 | 88.8 |
| Chembur (East) | 74.2 | 67.0 | 67.4 | 77.4 | 74.7 |
| Chembur (West) | 79.1 | 76.1 | 87.8 | 73.8 | 77.9 |
| Chinchpokali (E) | 76.1 | 61.3 | 72.6 | 73.7 | 89.6 |
| Chinchpokali (W) | 69.9 | 70.8 | 85.1 | 77.1 | 93.1 |
| Dadar (East) | 70.2 | 70.2 | 74.0 | 79.1 | 82.0 |
| Dadar(West) | 77.6 | 67.7 | 66.9 | 82.4 | 76.8 |

| Location | 2-Sept-19 | 3-Sept-19 | 6-Sept-19 | 8-Sept-19 | 12-Sept-19 |
|-------------------------|--------------------------|-----------|-----------|-----------|------------|
| | (L _{eq}) dB(A) | | | | |
| Elphinstone | 71.5 | 75.0 | 74.5 | 84.1 | 75.7 |
| Ghatkopar | 76.7 | 79.4 | 76.2 | 78.8 | 75.9 |
| Girgaon Chowpati | 74.3 | 82.0 | 73.3 | 82.6 | 75.1 |
| Grant Road | 76.1 | 78.4 | 74.7 | 81.6 | 73.5 |
| Juhu Chowpati | 74.7 | 77.1 | 79.6 | 79.1 | 75.6 |
| Kandivali (East) | 64.5 | 78.0 | 77.7 | 76.6 | 70.9 |
| Kandivali (W) | 63.3 | 76.9 | 84.4 | 78.3 | 74.3 |
| Khar | 71.9 | 69.1 | 81.6 | 80.2 | 74.2 |
| Mulund | 71.9 | 76.0 | 79.6 | 81.9 | 68.6 |
| Mumbai Central | 68.6 | 69.7 | 76.9 | 59.1 | 69.6 |
| Parel | 82.4 | 73.6 | 93.1 | 70.2 | 69.7 |
| Santacruz (East) | 89.5 | 68.2 | 77.0 | 69.7 | 71.9 |
| Vikhroli | 79.7 | 76.2 | 78.5 | 79.8 | 77.1 |
| Wadala | 77.4 | 78.5 | 80.1 | 73.0 | 77.5 |

Chart 4.1: Noise Levels during Ganesh Festival, 2019 in Mumbai



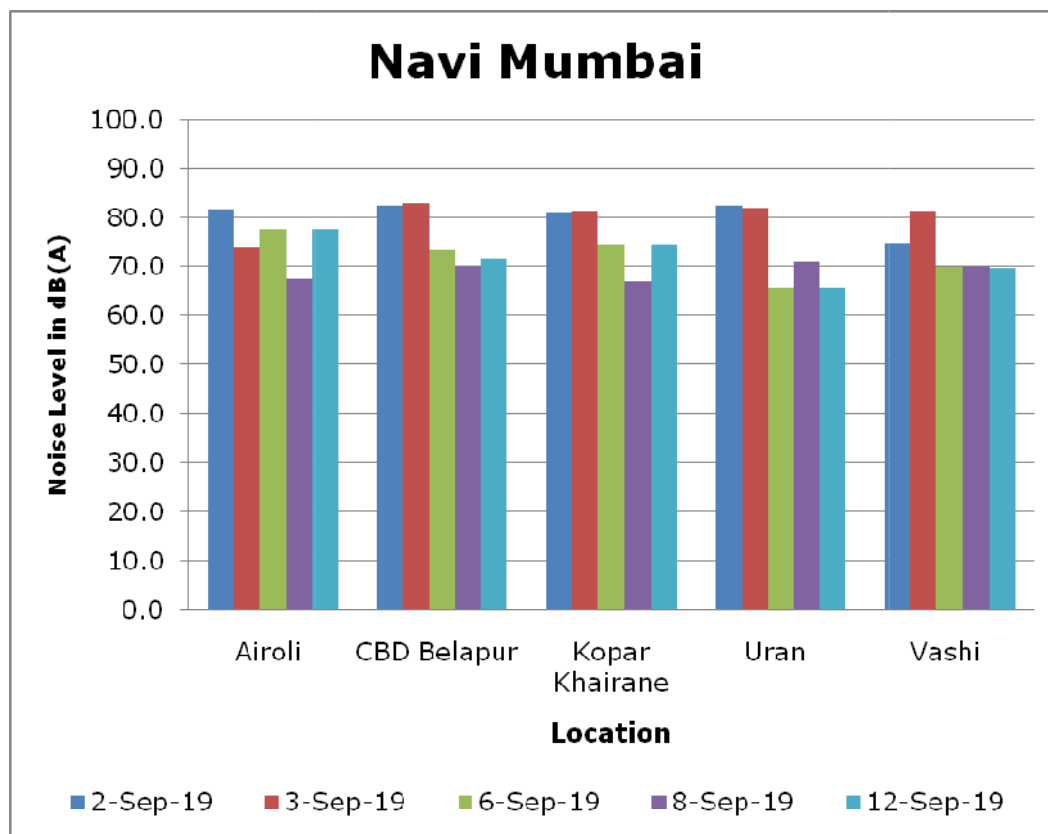
2. Navi Mumbai

In Navi Mumbai a total of 5 location were monitored. On 2nd and 3rd September the highest noise level was observed at Uran with 82.6 dB(A) and 83.2 dB(A) respectively. The increase in the noise level was mainly due the noise generated from the crowd visiting the Ganesh Pandel and traffic congestions.

Table 4.2: Noise Levels (L_{eq}) dB(A) during Ganesh Festival, 2019 in Navi Mumbai

| Location | 2-Sept-19 | 3-Sept-19 | 6-Sept-19 | 8-Sept-19 | 12-Sept-19 |
|-----------------------|--------------------|-----------|-----------|-----------|------------|
| | (L_{eq}) dB(A) | | | | |
| Airoli | 82.0 | 74.0 | 77.6 | 67.4 | 77.6 |
| CBD Belapur | 82.6 | 83.2 | 73.3 | 70.0 | 71.7 |
| Kopar Khairane | 81.1 | 81.5 | 74.7 | 67.0 | 74.4 |
| Uran | 82.6 | 82.3 | 65.6 | 70.8 | 65.6 |
| Vashi | 75.0 | 81.4 | 70.0 | 69.9 | 69.7 |

Chart 4.2: Noise Levels during Ganesh Festival, 2019 in Navi Mumbai



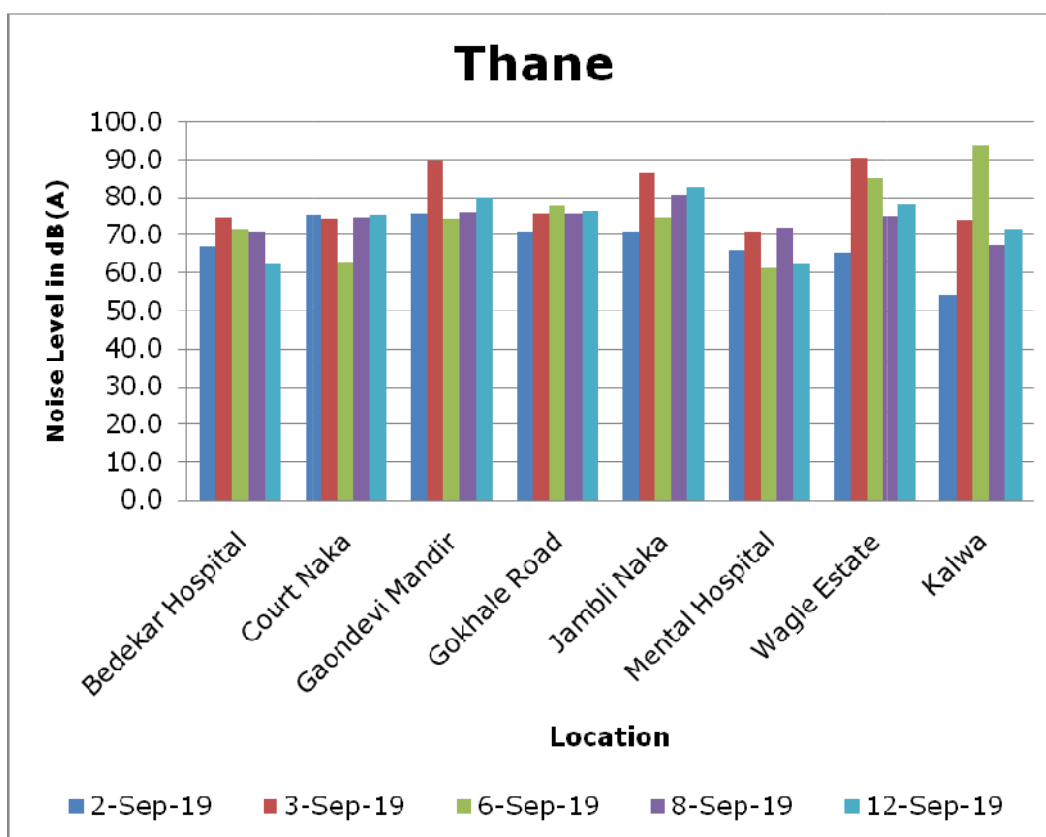
3. Thane

A total of nine locations were monitored in Thane region. The highest noise level was observed at Kalwa- Chatarpati Shivaji Maharaj Hospital with 93.7 dB(A) on 6th September and the main reason of the increase in noise level was due to traffic congestion in the area.

Table 4.3: Noise Levels (L_{eq}) dB(A) during Ganesh Festival, 2019 in Thane

| Location | 2-Sept-19 | 3-Sept-19 | 6-Sept-19 | 8-Sept-19 | 12-Sept-19 |
|-------------------------|--------------------------|-----------|-----------|-----------|------------|
| | (L _{eq}) dB(A) | | | | |
| Gokhale Road | 70.6 | 75.6 | 77.7 | 75.5 | 76.3 |
| Jambli Naka | 70.8 | 86.2 | 74.4 | 80.8 | 82.6 |
| Gaondevi Mandir | 75.4 | 89.6 | 74.3 | 75.9 | 80.0 |
| Pokhran Road- | 65.5 | 90.5 | 84.9 | 74.9 | 78.1 |
| Wagle Estate | 75.0 | 74.2 | 62.4 | 74.4 | 75.0 |
| Court Naka | 66.2 | 70.8 | 61.3 | 71.9 | 62.1 |
| Mental Hospital | 67.2 | 74.7 | 71.5 | 70.7 | 62.1 |
| Bedekar Hospital | 53.9 | 74.0 | 93.7 | 67.5 | 71.6 |
| Kalwa | 70.6 | 75.6 | 77.7 | 75.5 | 76.3 |

Chart 4.3: Noise Levels during Ganesh Festival, 2019 in Thane



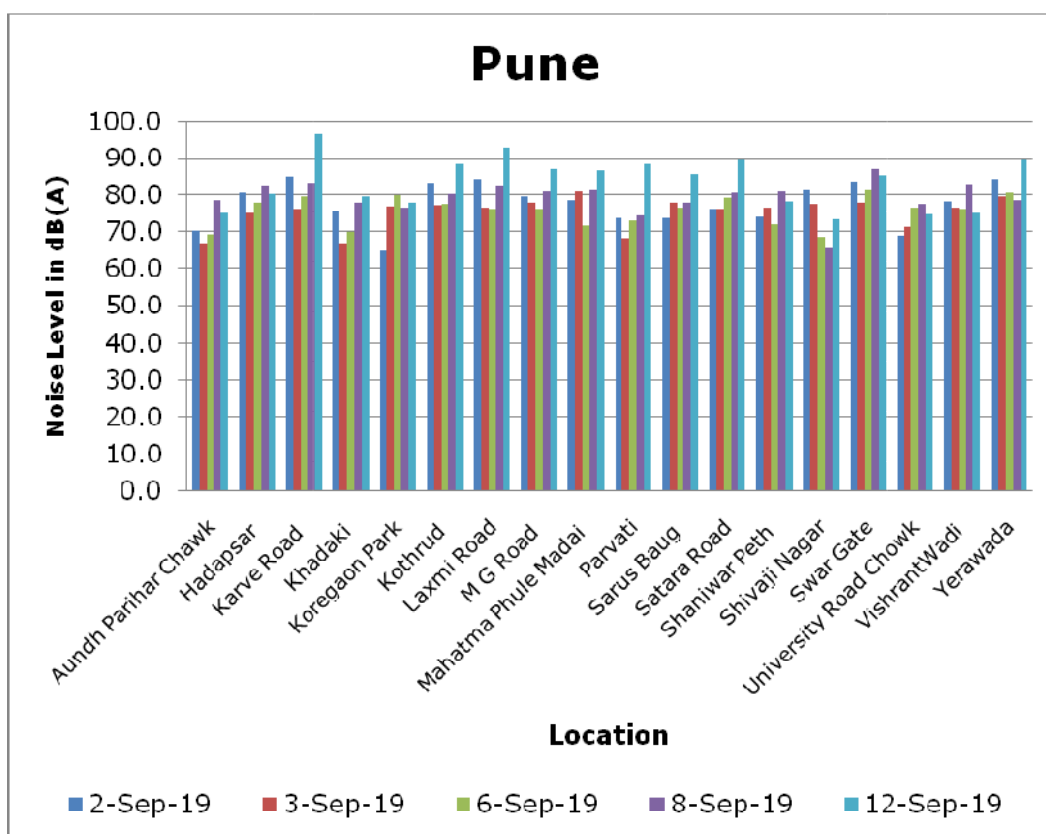
4. Pune

Eighteen locations were monitored in Pune region. The highest noise level was observed at Karve road with 96.6 dB(A) on 12th September. The increase in noise level was due to traffic congestion due to the Ganesh idol possession and crowd.

Table 4.4: Noise Levels (L_{eq}) dB(A) during Ganesh Festival, 2019 in Pune

| Location | 2-Sept-19 | 3-Sept-19 | 6-Sept-19 | 8-Sept-19 | 12-Sept-19 |
|------------------------------|------------------------------------|-----------|-----------|-----------|------------|
| | (L_{eq}) dB(A) | | | | |
| Shivaji Nagar | 81.2 | 77.6 | 68.7 | 65.7 | 73.4 |
| Karve Road | 84.9 | 76.5 | 79.5 | 83.4 | 96.6 |
| Swar Gate | 83.5 | 77.9 | 81.2 | 86.9 | 85.3 |
| Satara Road | 76.4 | 76.4 | 79.2 | 80.6 | 89.7 |
| Shaniwar Peth | 74.4 | 76.8 | 71.9 | 81.0 | 78.1 |
| Yerawada | 84.4 | 79.5 | 80.6 | 78.5 | 89.6 |
| Laxmi Road | 84.3 | 76.7 | 76.2 | 82.7 | 92.8 |
| Kothrud | 83.1 | 77.2 | 77.7 | 80.4 | 88.3 |
| Mahatma Phule Madai | 78.5 | 81.1 | 71.5 | 81.4 | 86.6 |
| Sarus Baug | 74.1 | 77.8 | 76.8 | 77.8 | 85.7 |
| Hadapsar | 80.7 | 75.3 | 78.1 | 82.5 | 80.3 |
| Parvati | 73.8 | 68.5 | 73.0 | 74.6 | 88.1 |
| Koregaon Park | 65.0 | 77.1 | 80.0 | 76.6 | 78.0 |
| Khadaki | 75.8 | 67.1 | 70.1 | 78.1 | 79.7 |
| M G Road | 79.6 | 77.8 | 76.4 | 80.9 | 87.0 |
| University Road Chowk | 69.0 | 71.5 | 76.5 | 77.5 | 75.0 |
| Aundh Parihar Chawk | 70.5 | 67.0 | 69.5 | 78.6 | 75.4 |
| Vishrant Wadi | 78.3 | 76.5 | 76.4 | 82.8 | 75.3 |

Chart 4.4: Noise Levels during Ganesh Festival, 2019 in Pune



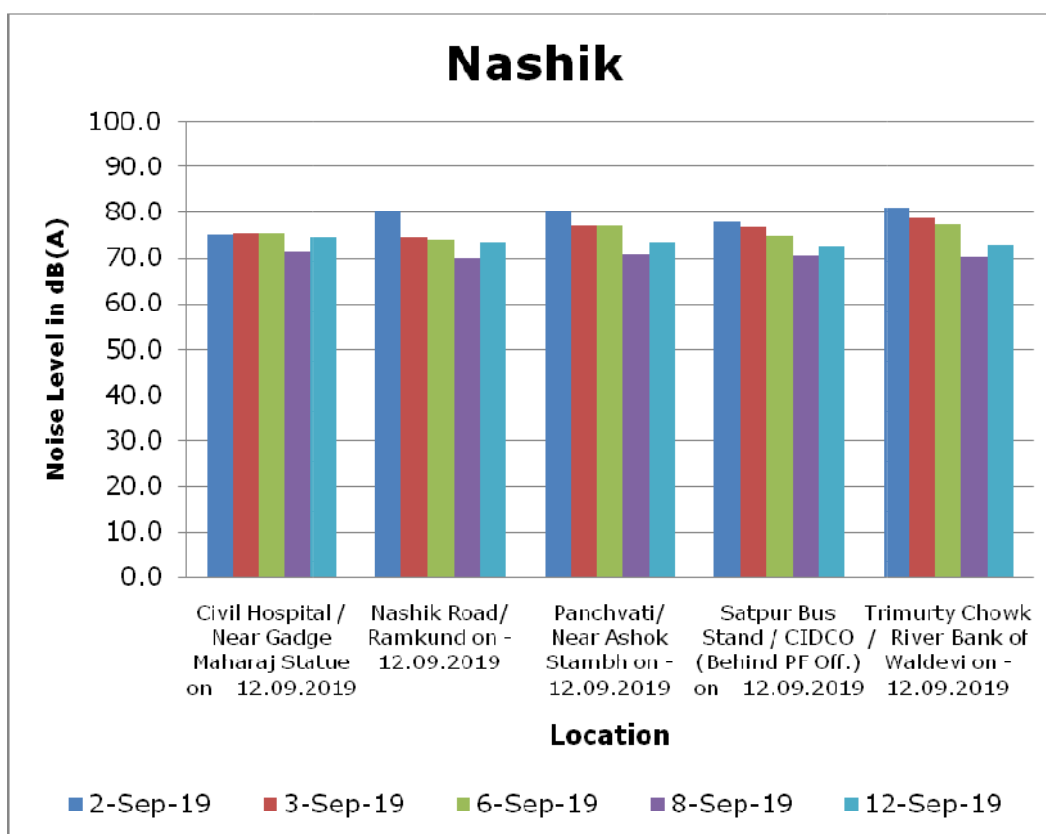
5. Nashik

Five locations were monitored for Nashik region. The highest noise level on 2nd, 3rd and 6th September was observed at Trimurty Chowk with 81.1 dB(A), 78.8 dB(A) and 77.1 dB(A) respectively. The increase in noise level was due to traffic and near by pandals.

Table 4.5: Noise Levels (L_{eq}) dB(A) during Ganesh Festival, 2019 in Nashik

| Location | 2-Sept-19 | 3-Sept-19 | 6-Sept-19 | 8-Sept-19 | 12-Sept-19 |
|--|--------------------------|-----------|-----------|-----------|------------|
| | (L _{eq}) dB(A) | | | | |
| Nashik Road/ Ramkund on - 12.09.2019 | 80.3 | 74.6 | 74.1 | 69.9 | 73.6 |
| Panchvati/ Near Ashok Stambh on - 12.09.2019 | 80.1 | 77.0 | 77.1 | 70.9 | 73.4 |
| Civil Hospital/ Near Gadge Maharaj Statue on - 12.09.2019 | 75.1 | 75.5 | 75.3 | 71.3 | 74.6 |
| Trimurty Chowk/ River Bank of Waldevi on - 12.09.2019 | 81.1 | 78.8 | 77.1 | 70.2 | 72.9 |
| Satpur Bus Stand/ CIDCO (Behind PF Off.) on - 12.09.2019 | 77.7 | 76.8 | 74.9 | 70.4 | 72.8 |

Chart 4.5: Noise Levels during Ganesh Festival, 2019 in Nashik



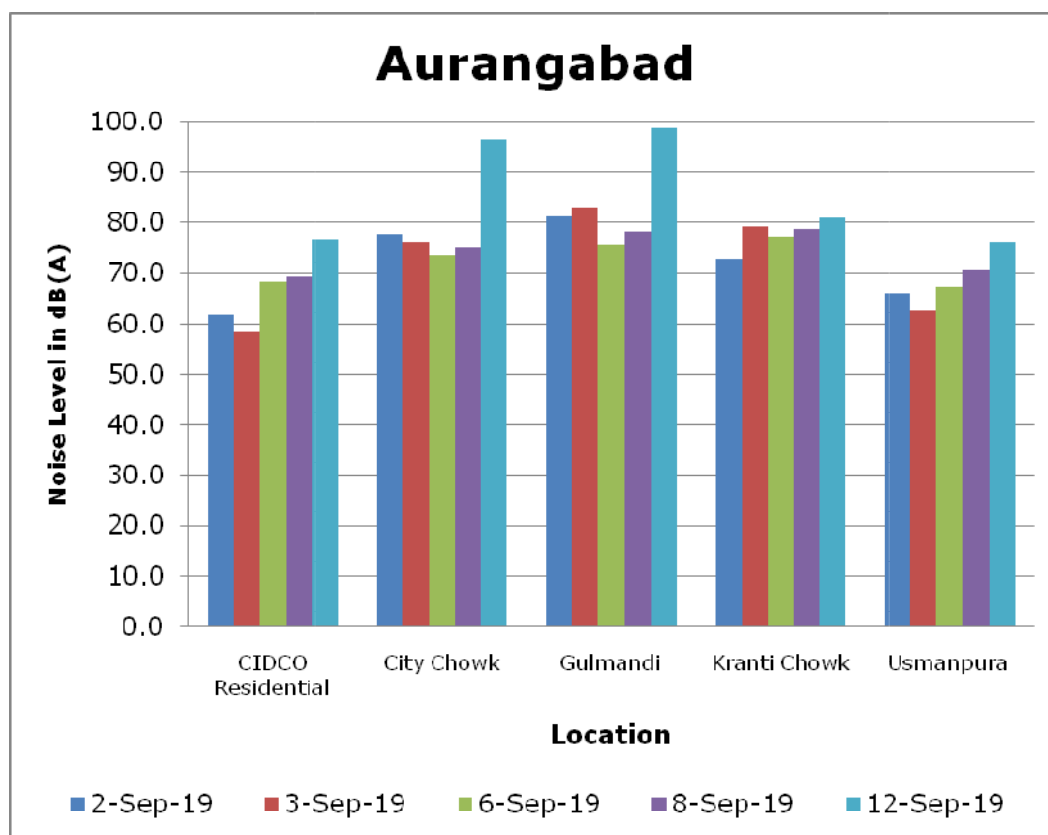
6. Aurangabad

Five locations were monitored for Aurangabad region. The highest noise level on 2nd, 3rd and 12th September was observed at Gulmandi with 81.1 dB(A), 83.2 dB(A) and 98.7 dB(A) respectively. The increase in noise level was due to traffic and near by pandals.

Table 4.6: Noise Levels (L_{eq}) dB(A) during Ganesh Festival, 2019 in Aurangabad

| Location | 2-Sept-19 | 3-Sept-19 | 6-Sept-19 | 8-Sept-19 | 12-Sept-19 |
|--------------------------|------------------|-----------|-----------|-----------|------------|
| | (L_{eq}) dB(A) | | | | |
| Gulmandi | 81.1 | 83.2 | 75.7 | 78.2 | 98.7 |
| City Chowk | 77.7 | 76.3 | 73.7 | 75.1 | 96.5 |
| Kranti Chowk | 73.0 | 79.2 | 77.4 | 78.7 | 80.9 |
| CIDCO Residential | 61.8 | 58.4 | 68.3 | 69.3 | 76.9 |
| Usmanpura | 66.1 | 62.7 | 67.5 | 70.8 | 76.3 |

Chart 4.6: Noise Levels during Ganesh Festival, 2019 in Aurangabad



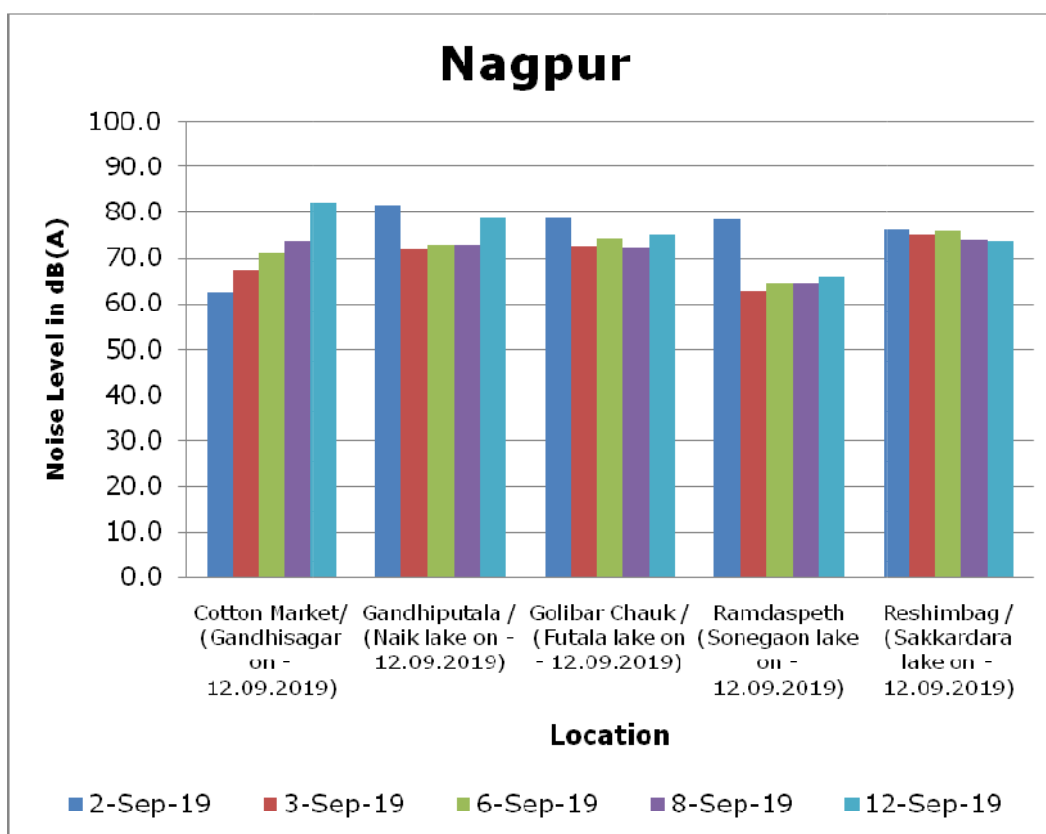
7. Nagpur

In Nagpur region also 5 locations were monitored. Cotton market was found to have the highest noise level with 82.2 dB(A) on 2nd September. Traffic was the main reason for the increase in noise level.

Table 4.7: Noise Levels (L_{eq}) dB(A) during Ganesh Festival, 2019 in Nagpur

| Location | 2-Sept-19 | 3-Sept-19 | 6-Sept-19 | 8-Sept-19 | 12-Sept-19 |
|---|--------------------|-----------|-----------|-----------|------------|
| | (L_{eq}) dB(A) | | | | |
| Ramdaspath/ (Sonegaon lake on - 12.09.2019) | 78.4 | 62.8 | 64.2 | 64.3 | 65.9 |
| Cotton Market/ (Gandhisagar on - 12.09.2019) | 62.6 | 67.4 | 71.1 | 73.7 | 82.2 |
| Golibar Chauk/ (Futala lake on - 12.09.2019) | 78.8 | 72.8 | 74.3 | 72.2 | 75.2 |
| Reshimbag/ (Sakkardara lake on - 12.09.2019) | 76.2 | 75.0 | 76.0 | 74.0 | 73.8 |
| Gandhiputala/ (Naik lake on - 12.09.2019) | 81.6 | 71.9 | 72.9 | 73.1 | 78.7 |

Chart 4.7: Noise Levels during Ganesh Festival, 2019 in Nagpur



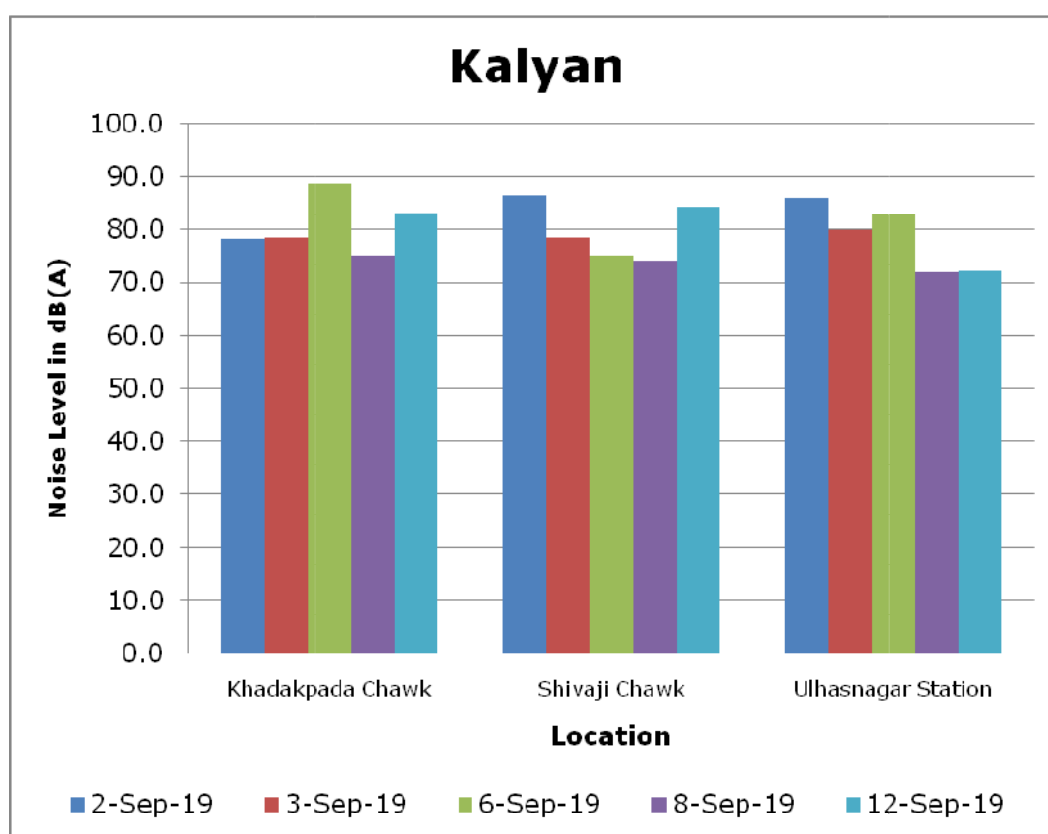
8. Kalyan

Out of three locations monitored in Kalyan region, the highest noise level was observed at Khadakpada Chawk on 6th September with 88.8 dB(A). The noise level was high mainly due to the crowd and hawkers near station and loud speakers from the pandals installed near the station.

Table 4.8: Noise Levels (L_{eq}) dB(A) during Ganesh Festival, 2019 in Kalyan

| Location | 2-Sept-19 | 3-Sept-19 | 6-Sept-19 | 8-Sept-19 | 12-Sept-19 |
|---------------------------|--------------------------|-----------|-----------|-----------|------------|
| | (L _{eq}) dB(A) | | | | |
| Khadakpada Chawk | 78.5 | 78.7 | 88.8 | 75.2 | 83.2 |
| Shivaji Chawk | 86.6 | 78.6 | 75.3 | 74.2 | 84.3 |
| Ulhasnagar Station | 86.0 | 80.0 | 82.7 | 72.0 | 72.2 |

Chart 4.8: Noise Levels during Ganesh Festival, 2019 in Kalyan



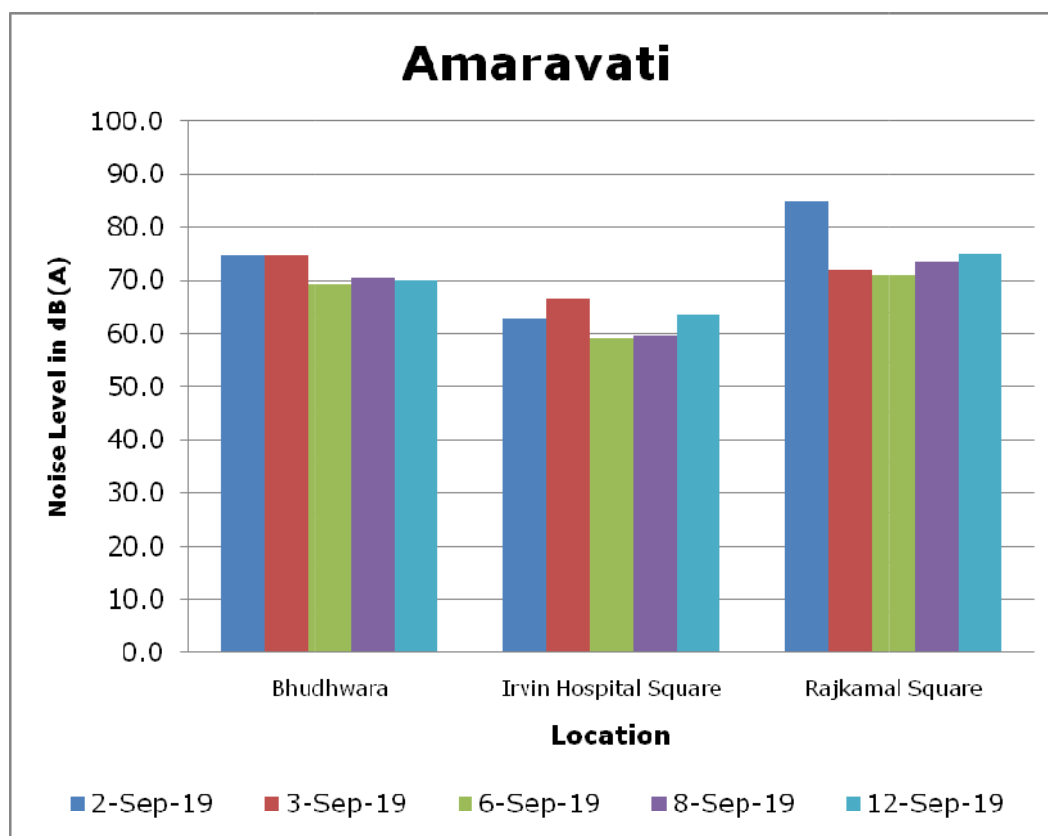
9. Amaravati

Three locations monitored for Amravati region, Rajkamal Square was found to highest noise level with 85.1 dB(A). The main reason for the increase in noise level in this region is traffic flow.

Table 4.9: Noise Levels (L_{eq}) dB(A) during Ganesh Festival, 2019 in Amaravati

| Location | 2-Sept-19 | 3-Sept-19 | 6-Sept-19 | 8-Sept-19 | 12-Sept-19 |
|------------------------------|--------------------------|-----------|-----------|-----------|------------|
| | (L _{eq}) dB(A) | | | | |
| Bhudhwara | 75.0 | 75.0 | 69.4 | 70.5 | 70.0 |
| Rajkamal Square | 85.1 | 71.8 | 71.0 | 73.7 | 75.0 |
| Irvin Hospital Square | 62.9 | 66.6 | 59.2 | 59.8 | 63.6 |

Chart 4.9: Noise Levels during Ganesh Festival, 2019 in Amaravati



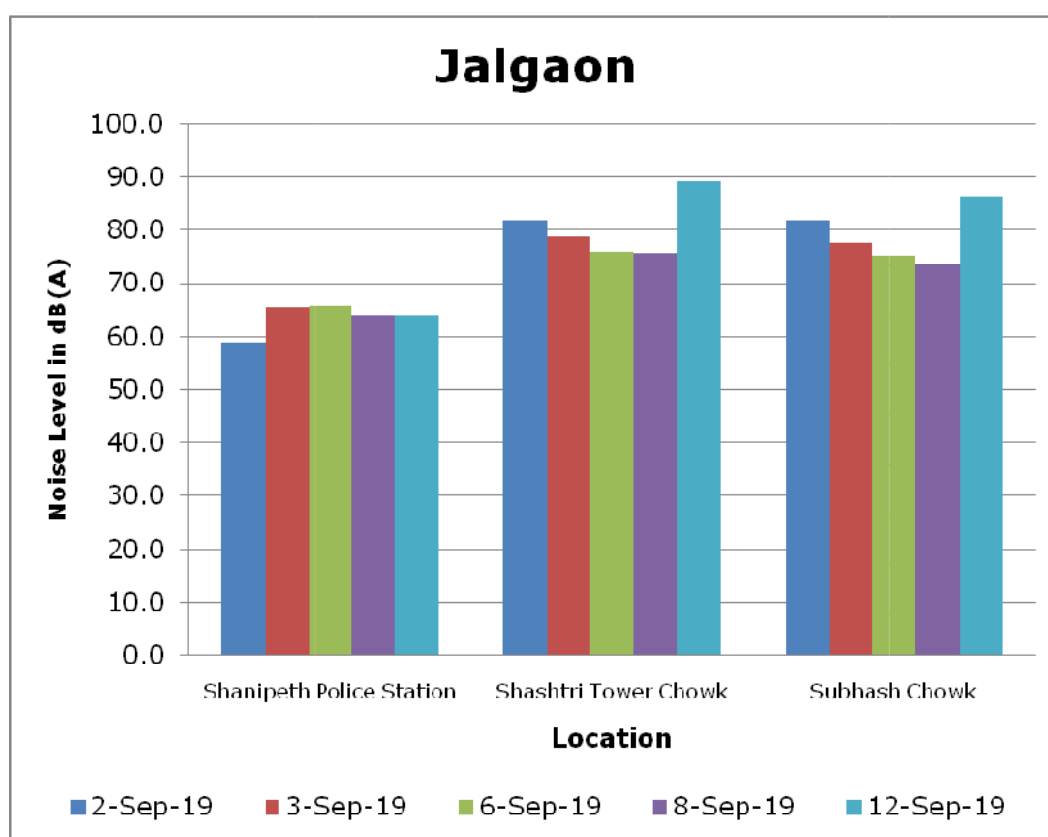
10. Jalgaon

In Jalgaon region also three locations were monitored. The highest noise level was observed at Shashtri Tower Chowk with 89.3 dB(A) on 12th September and the increase in noise level was due to traffic congestion caused due to the Ganesh Idol visarjan procession.

Table 4.10: Noise Levels (L_{eq}) dB(A) during Ganesh Festival, 2019 in Jalgaon

| Location | 2-Sept-19 | 3-Sept-19 | 6-Sept-19 | 8-Sept-19 | 12-Sept-19 |
|--------------------------|--------------------------|-----------|-----------|-----------|------------|
| | (L _{eq}) dB(A) | | | | |
| Subhash Chowk | 82.0 | 77.7 | 75.3 | 73.6 | 86.5 |
| Shashtri Tower Chowk | 81.8 | 78.9 | 76.0 | 75.9 | 89.3 |
| Shanipeth Police Station | 59.1 | 65.8 | 65.8 | 64.0 | 64.1 |

Chart 4.10: Noise Levels during Ganesh Festival, 2019 in Jalgaon



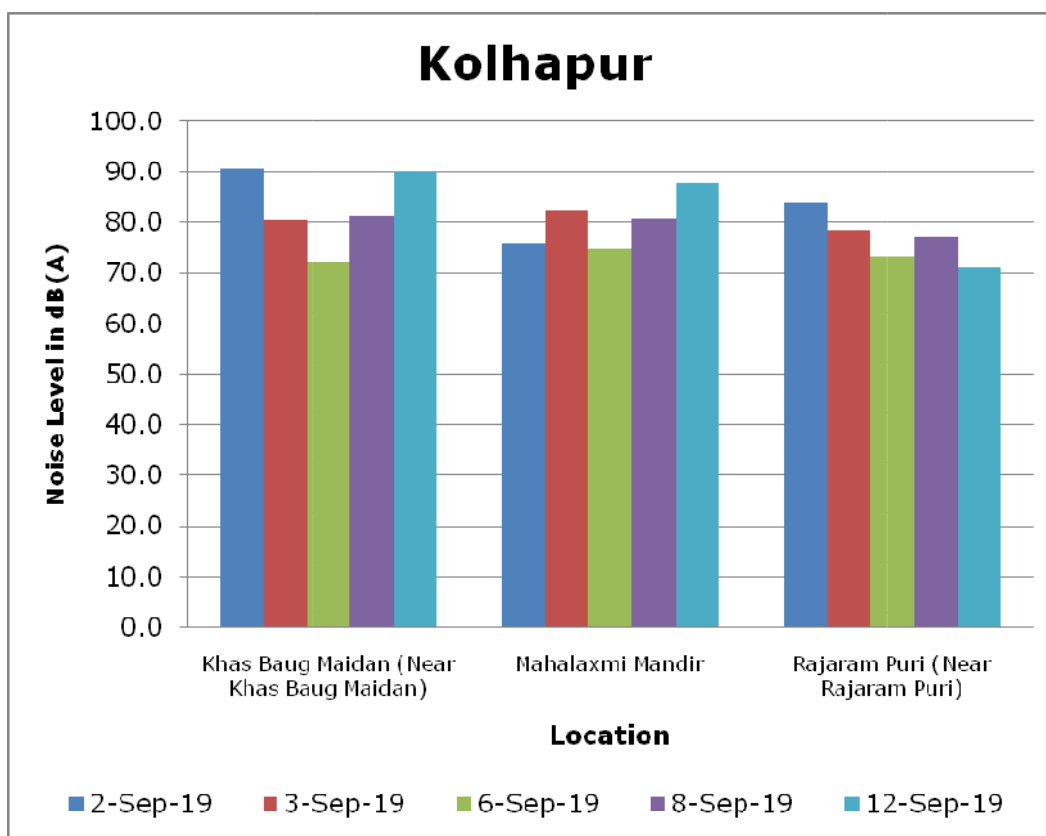
11. Kolhapur

In Kolhapur region also three locations were monitored. The highest noise level was observed at Khas Baug Maidan with 90.6 dB(A) on 2nd September.

Table 4.11: Noise Levels (L_{eq}) dB(A) during Ganesh Festival, 2019 in Kolhapur

| Location | 2-Sept-19 | 3-Sept-19 | 6-Sept-19 | 8-Sept-19 | 12-Sept-19 |
|-------------------------|--------------------------|-----------|-----------|-----------|------------|
| | (L _{eq}) dB(A) | | | | |
| Rajaram Puri | 84.0 | 78.6 | 73.4 | 77.2 | 71.0 |
| Mahalaxmi Mandir | 75.9 | 82.5 | 74.9 | 80.8 | 87.9 |
| Khas Baug Maidan | 90.6 | 80.5 | 72.2 | 81.2 | 90.1 |

Chart 4.11: Noise Levels during Ganesh Festival, 2019 in Kolhapur



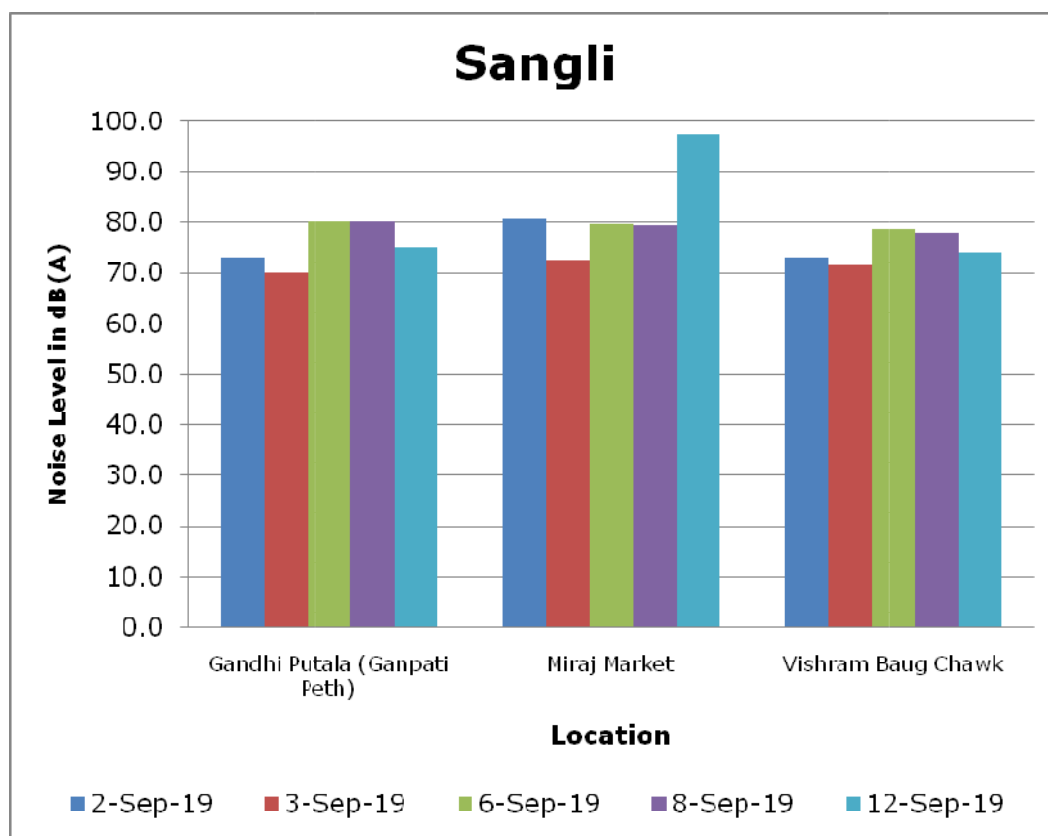
12. Sangli

Out of the three locations monitored in Sangli region, the highest noise level was observed at Miraj Market with 97.5 dB(A) on 12th September and the main reason of increase in noise level was due to traffic congestion rather than the festival.

Table 4.12: Noise Levels (L_{eq}) dB(A) during Ganesh Festival, 2019 in Sangli

| Location | 2-Sept-19 | 3-Sept-19 | 6-Sept-19 | 8-Sept-19 | 12-Sept-19 |
|---------------------------|--------------------------|-----------|-----------|-----------|------------|
| | (L _{eq}) dB(A) | | | | |
| Miraj Market | 80.8 | 72.6 | 79.9 | 79.4 | 97.5 |
| Vishram Baug Chowk | 73.1 | 71.6 | 78.9 | 78.1 | 74.2 |
| Gandhi Putala | 73.2 | 70.0 | 80.2 | 80.2 | 75.1 |

Chart 4.12: Noise Levels during Ganesh Festival, 2019 in Sangli



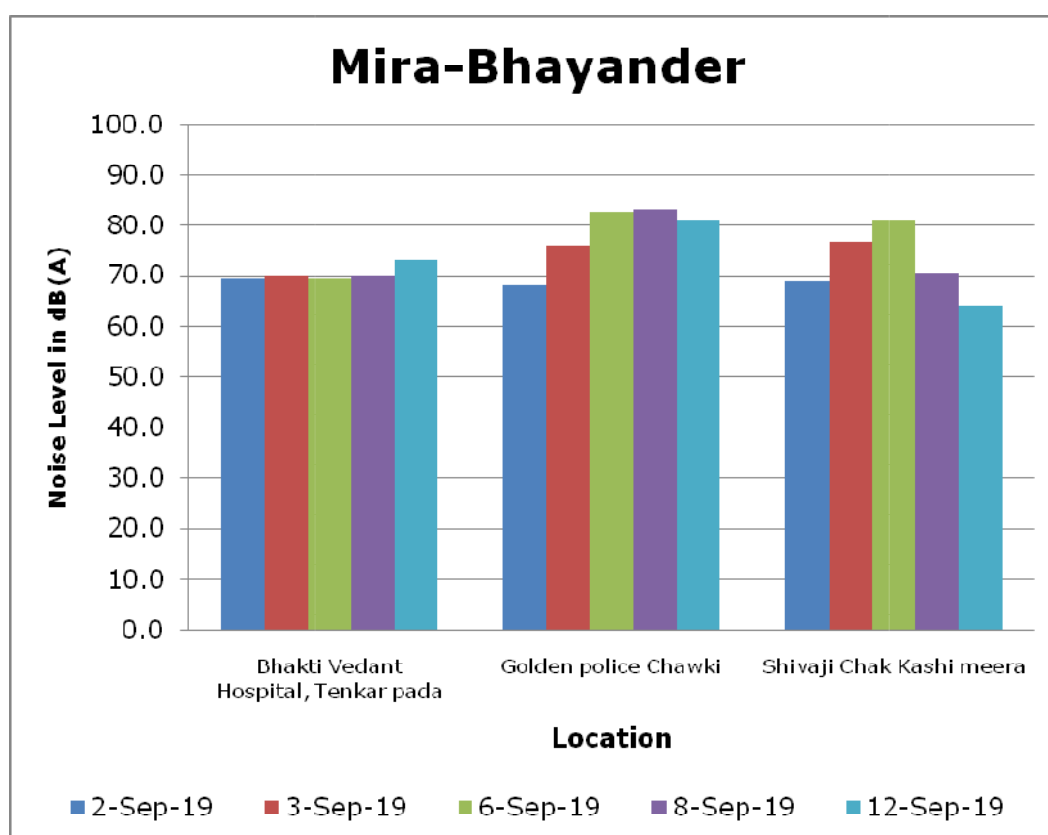
13. Mira-Bhayander

In Mira-Bhayander the highest noise level was observed at Golden Police Chowki with 83.4 dB(A) on 8th September and the reason for increase in noise level was due to the Traffic and rain.

Table 4.13: Noise Levels (L_{eq}) dB(A) during Ganesh Festival, 2019 in Mira-Bhayander

| Location | 2-Sept-19 | 3-Sept-19 | 6-Sept-19 | 8-Sept-19 | 12-Sept-19 |
|--|--------------------------|-----------|-----------|-----------|------------|
| | (L _{eq}) dB(A) | | | | |
| Bhakti Vedant Hospital, Tenkar pada | 69.3 | 70.0 | 69.5 | 70.0 | 73.2 |
| Golden police Chawki | 68.1 | 76.2 | 82.9 | 83.4 | 81.0 |
| Shivaji Chawk Kashi meera | 68.9 | 76.9 | 81.2 | 70.6 | 64.2 |

Chart 4.13: Noise Levels during Ganesh Festival, 2019 in Mira-Bhayander



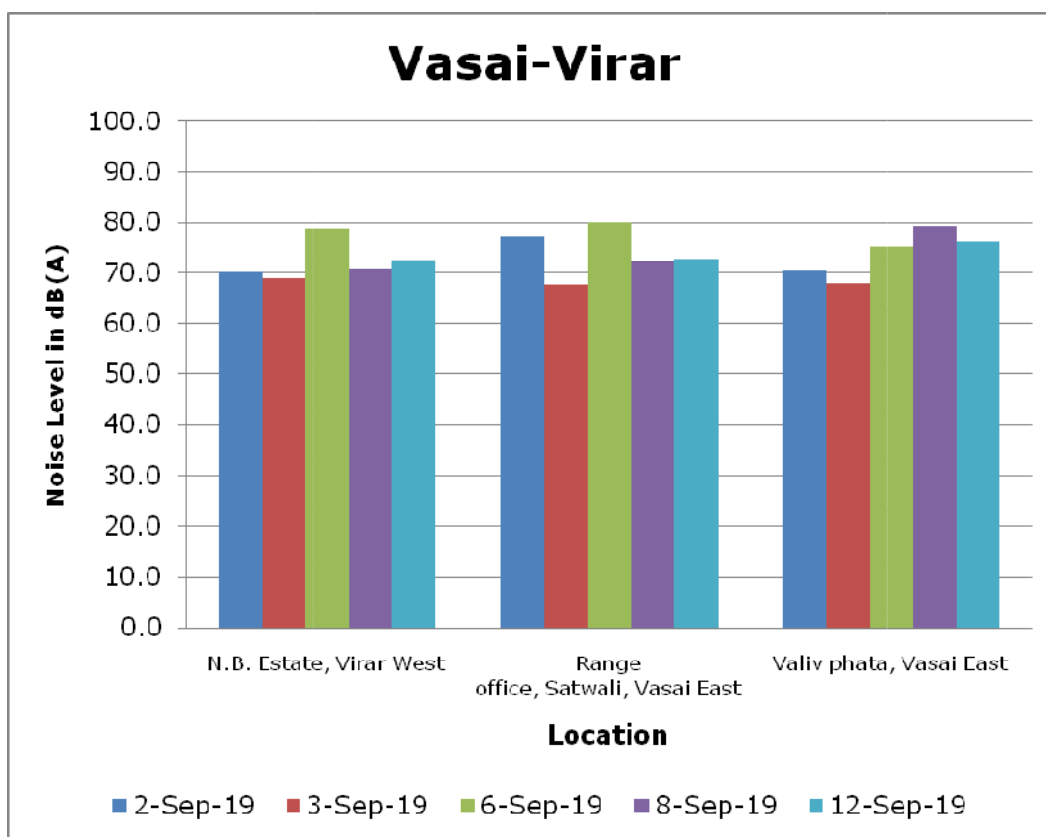
14. Vasai-Virar

At Vasai-Virar also three locations were monitored for checking the noise level during Ganesh Festival. The highest noise level was observed at Range office with 80.1 dB(A) on 6th September and the reason was due to loud speakers used at pandals.

Table 4.14: Noise Levels (L_{eq}) dB(A) during Ganesh Festival, 2019 in Vasai-Virar

| Location | 2-Sept-19 | 3-Sept-19 | 6-Sept-19 | 8-Sept-19 | 12-Sept-19 |
|-----------------------------------|--------------------|-----------|-----------|-----------|------------|
| | (L_{eq}) dB(A) | | | | |
| Range office, Satwali, Vasai East | 77.4 | 67.8 | 80.1 | 72.3 | 72.9 |
| Valiv phata, Vasai East | 70.4 | 67.9 | 75.1 | 79.3 | 76.2 |
| N.B. Estate, Virar West | 70.1 | 68.8 | 79.0 | 70.9 | 72.5 |

Chart 4.14: Noise Levels during Ganesh Festival, 2019 in Vasai-Virar



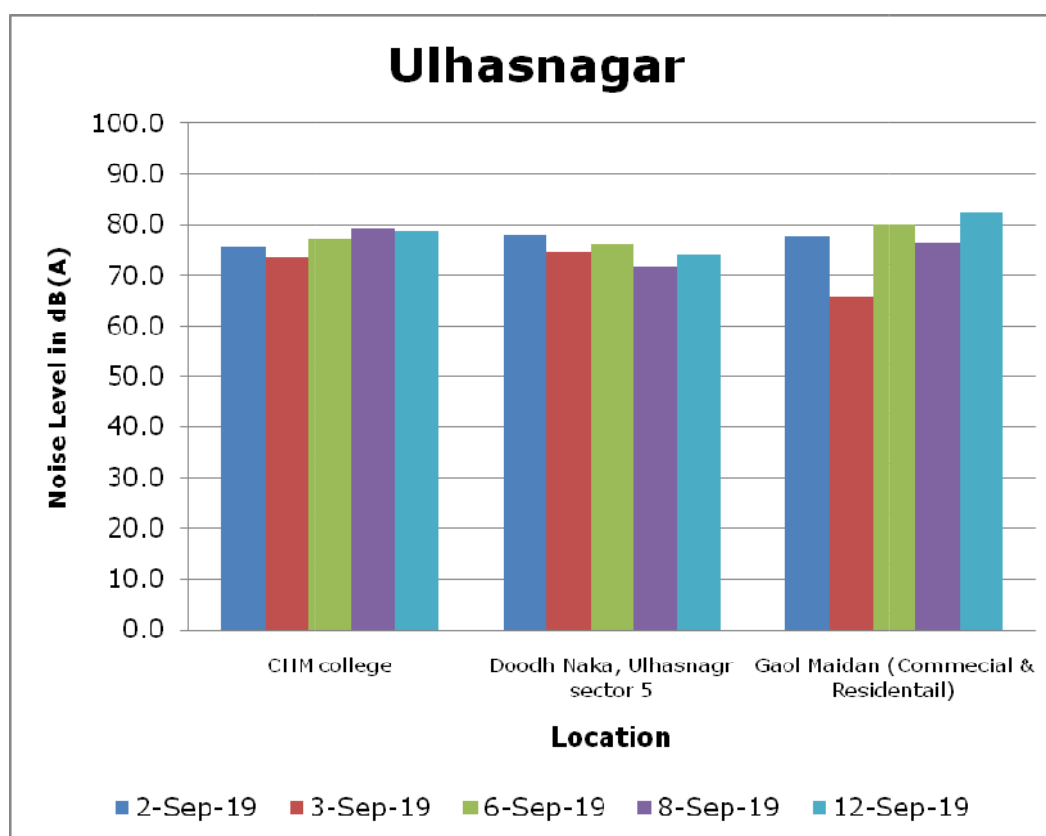
15. Ulhasnagar

The highest noise level in Ulhasnagar was observed at Gaol Maidan with 82.8 dB(A) on 12th September and was mainly due to the Ganesh visarjan possession and due to the traffic congestion.

Table 4.15: Noise Levels (L_{eq}) dB(A) during Ganesh Festival, 2019 in Ulhasnagar

| Location | 2-Sept-19 | 3-Sept-19 | 6-Sept-19 | 8-Sept-19 | 12-Sept-19 |
|---------------------------------------|--------------------------|-----------|-----------|-----------|------------|
| | (L _{eq}) dB(A) | | | | |
| Gaol Maidan | 77.8 | 66.1 | 80.1 | 76.4 | 82.8 |
| Doodh Naka, Ulhasnagr sector 5 | 78.0 | 74.6 | 76.2 | 71.9 | 74.3 |
| CHM college | 75.7 | 73.8 | 77.3 | 79.3 | 78.7 |

Chart 4.15: Noise Levels during Ganesh Festival, 2019 in Ulhasnagar



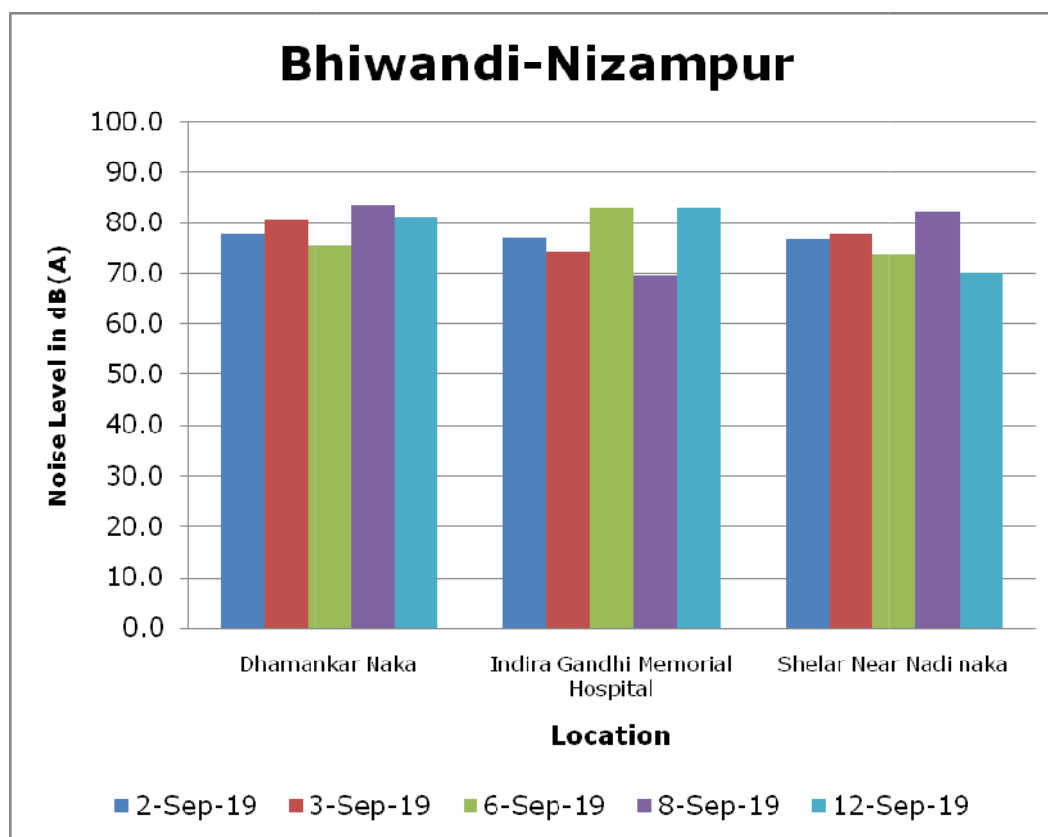
16. Bhiwandi-Nizampur

The noise levels of Bhiwandi-Nizampur was observed at Dhamankar Naka with 83.7 dB(A) on 8th September and the reason for increase in noise level was due to the use of loud speakers in nearby pandals.

Table 4.16: Noise Levels (L_{eq}) dB(A) during Ganesh Festival, 2019 in Bhiwandi-Nizampur

| Location | 2-Sept-19 | 3-Sept-19 | 6-Sept-19 | 8-Sept-19 | 12-Sept-19 |
|--|--------------------------|-----------|-----------|-----------|------------|
| | (L _{eq}) dB(A) | | | | |
| Dhamankar Naka | 77.8 | 80.8 | 75.6 | 83.7 | 81.4 |
| Indira Gandhi Memorial Hospital | 77.1 | 74.3 | 83.2 | 69.7 | 83.3 |
| Shelar Near Nadi naka | 77.0 | 77.9 | 73.7 | 82.6 | 70.0 |

Chart 4.16: Noise Levels during Ganesh Festival, 2019 in Bhiwandi-Nizampur



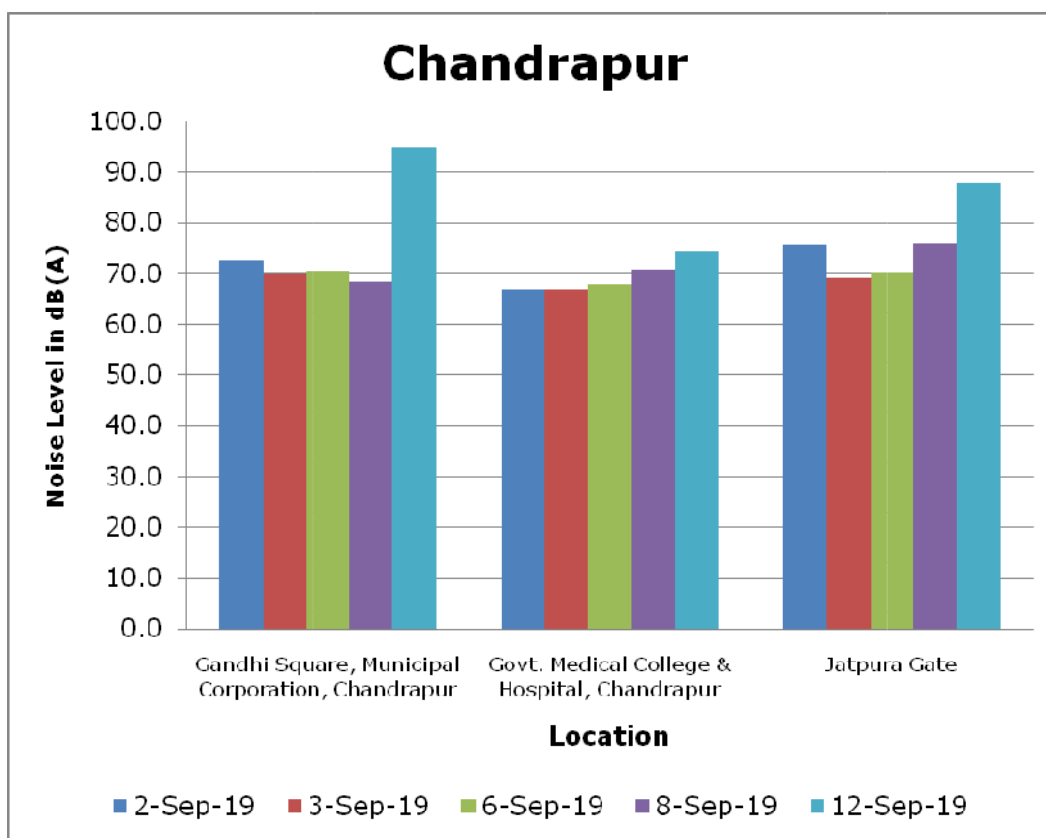
17. Chandrapur

In Chandrapur region also three locations were monitored. The highest noise level was observed at Gandhi Square with 95.0 dB(A) on 12th September and the reason for increase in noise level was due to traffic.

Table 4.17: Noise Levels (L_{eq}) dB(A) during Ganesh Festival, 2019 in Chandrapur

| Location | 2-Sept-19 | 3-Sept-19 | 6-Sept-19 | 8-Sept-19 | 12-Sept-19 |
|----------------|--------------------------|-----------|-----------|-----------|------------|
| | (L _{eq}) dB(A) | | | | |
| Govt. Hospital | 67.0 | 66.9 | 68.0 | 70.8 | 74.5 |
| Gandhi Square | 72.8 | 69.8 | 70.6 | 68.5 | 95.0 |
| Jatpura Gate | 75.8 | 69.2 | 70.3 | 75.9 | 87.8 |

Chart 4.17: Noise Levels during Ganesh Festival, 2019 in Chandrapur



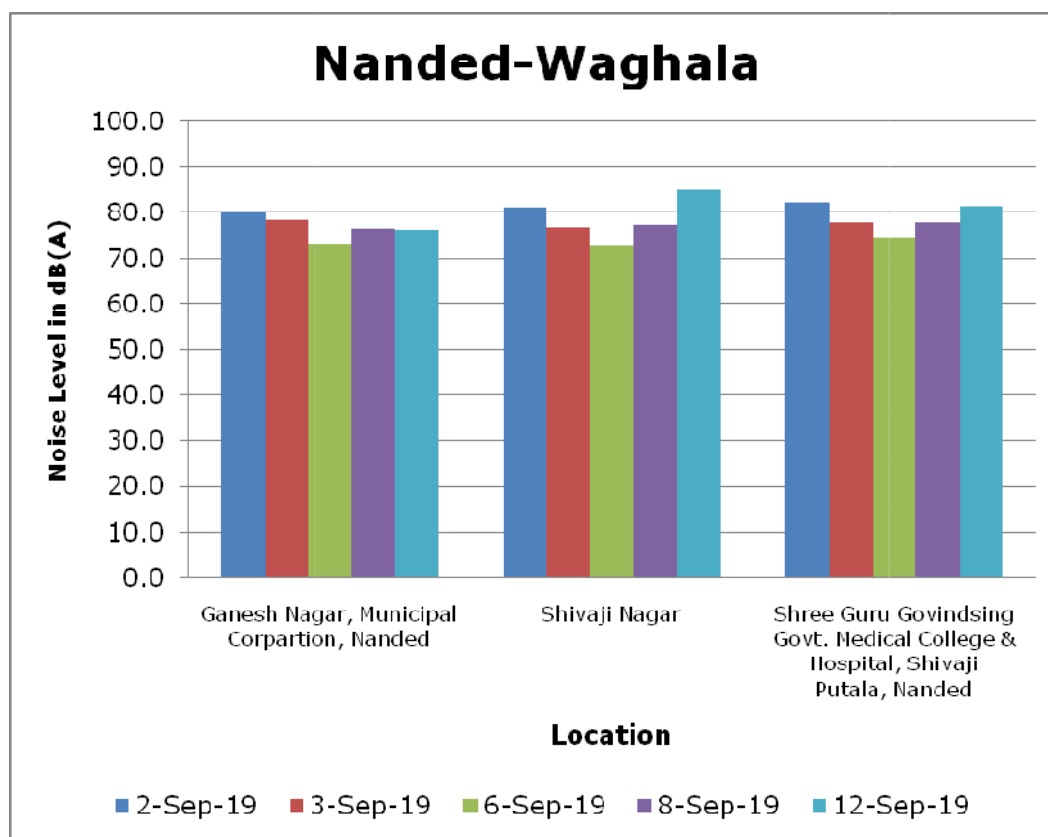
18. Nanded-Waghala

At Nanded-Waghala also 3 location was monitored. The highest noise level was observed at Shivaji Nagar with 85.0 dB(A) on 12th September and the increase in noise level was due to the festival and traffic.

Table 4.18: Noise Levels (L_{eq}) dB(A) during Ganesh Festival, 2019 in Nanded-Waghala

| Location | 2-Sept-19 | 3-Sept-19 | 6-Sept-19 | 8-Sept-19 | 12-Sept-19 |
|--|--------------------------|-----------|-----------|-----------|------------|
| | (L _{eq}) dB(A) | | | | |
| Ganesh Nagar | 80.2 | 78.5 | 73.1 | 76.5 | 76.3 |
| Shivaji Nagar | 81.5 | 76.9 | 72.9 | 77.4 | 85.0 |
| Shree Guru Govindsing Govt. Medical College & Hospital | 82.5 | 77.8 | 74.7 | 77.9 | 81.7 |

Chart 4.18: Noise Levels during Ganesh Festival, 2019 in Nanded-Waghala



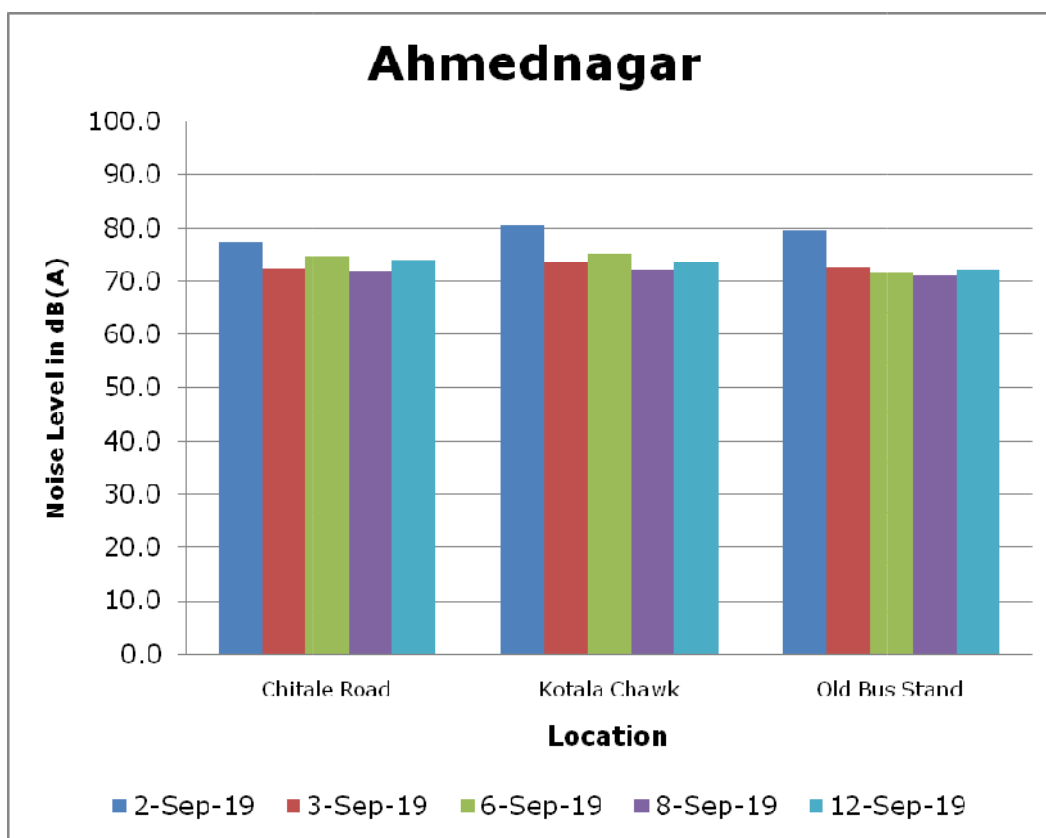
19. Ahmednagar

The highest noise level in Ahmednagar during the first day of Ganesh Festival was observed at Kotala Chowk with 80.5 dB(A) on 2nd September and the increase in noise was mainly due to traffic.

Table 4.19: : Noise Levels (L_{eq}) dB(A) during Ganesh Festival, 2019 in Ahmednagar

| Location | 2-Sept-19 | 3-Sept-19 | 6-Sept-19 | 8-Sept-19 | 12-Sept-19 |
|---------------|--------------------------|-----------|-----------|-----------|------------|
| | (L _{eq}) dB(A) | | | | |
| Kotala Chowk | 80.5 | 73.6 | 75.3 | 72.1 | 73.7 |
| Chitale Road | 77.4 | 72.4 | 74.7 | 72.0 | 74.0 |
| Old Bus Stand | 79.6 | 72.7 | 71.5 | 71.0 | 72.3 |

Chart 4.19: Noise Levels during Ganesh Festival, 2019 in Ahmednagar



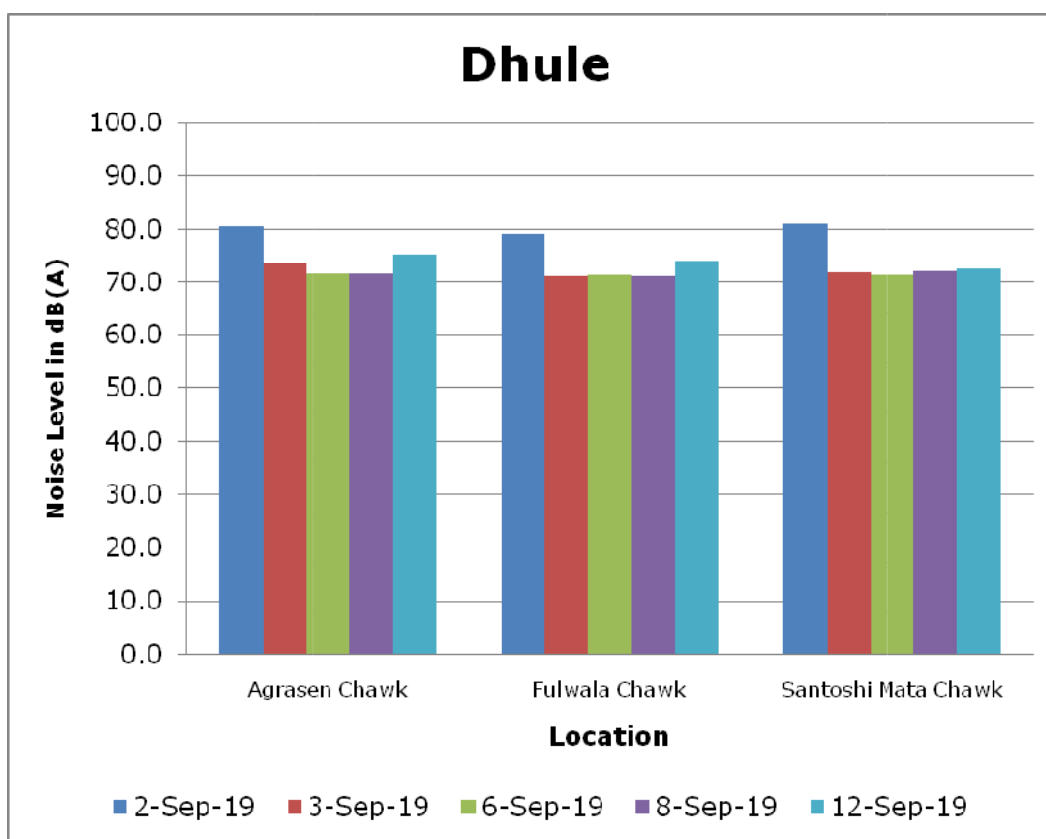
20. Dhule

At Dhule very high noise level was observed at Santoshi Mata Chowk with 80.9 dB(A) on 2nd September. The increase in noise level was mainly due to the crowd gatherings and prayers.

Table 4.20: Noise Levels (L_{eq}) dB(A) during Ganesh Festival, 2019 in Dhule

| Location | 2-Sept-19 | 3-Sept-19 | 6-Sept-19 | 8-Sept-19 | 12-Sept-19 |
|----------------------------|--------------------|-----------|-----------|-----------|------------|
| | (L_{eq}) dB(A) | | | | |
| Agrasen Chowk | 80.4 | 73.6 | 71.8 | 71.8 | 75.3 |
| Fulwala Chowk | 79.1 | 71.0 | 71.4 | 71.1 | 74.0 |
| Santoshi Mata Chowk | 80.9 | 72.1 | 71.4 | 72.2 | 72.7 |

Chart 4.20: Noise Levels during Ganesh Festival, 2019 in Dhule



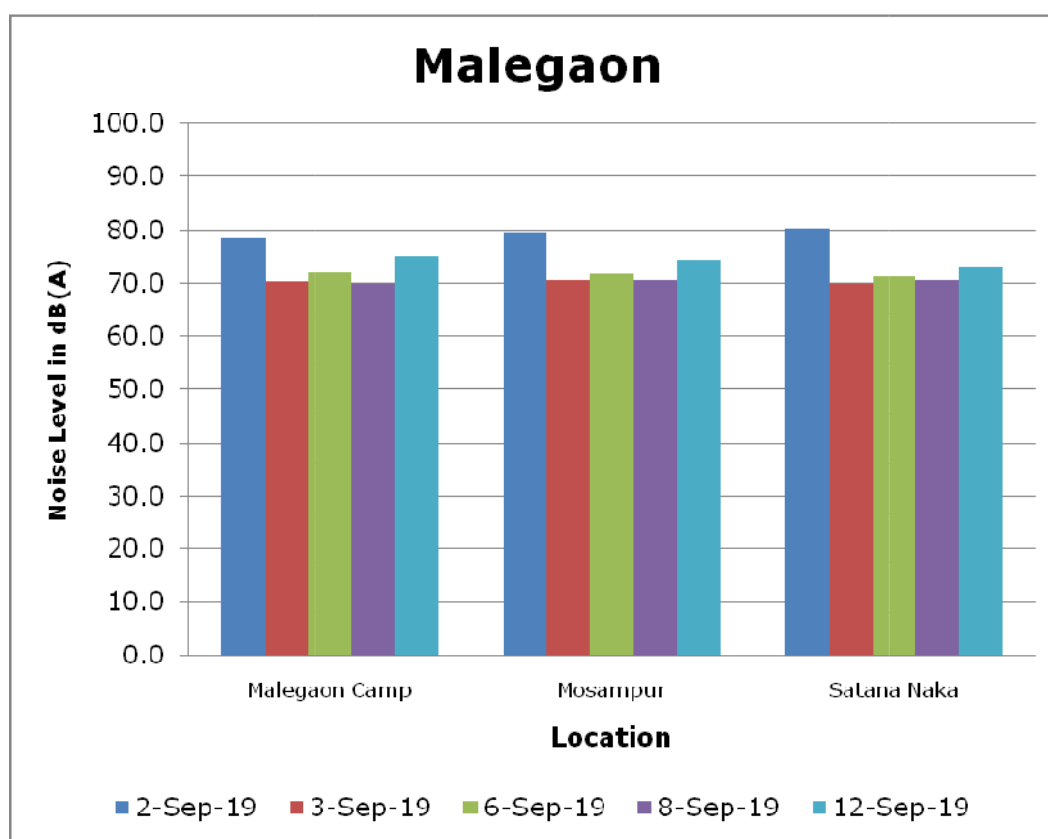
21. Malegaon

The highest noise level at Malegaon region during first day of Ganesh Festival was observed at Satana Naka with 80.4 dB(A) on 2nd September. The reason for increase in noise pollution is due to traffic.

Table 4.21: Noise Levels (L_{eq}) dB(A) during Ganesh Festival, 2019 in Malegaon

| Location | 2-Sept-19 | 3-Sept-19 | 6-Sept-19 | 8-Sept-19 | 12-Sept-19 |
|----------------------|--------------------------|-----------|-----------|-----------|------------|
| | (L _{eq}) dB(A) | | | | |
| Mosampur | 79.6 | 70.5 | 71.8 | 70.7 | 74.5 |
| Satana Naka | 80.4 | 69.9 | 71.2 | 70.6 | 72.9 |
| Malegaon Camp | 78.4 | 70.4 | 71.9 | 69.8 | 75.2 |

Chart 4.21: Noise Levels during Ganesh Festival, 2019 in Malegaon



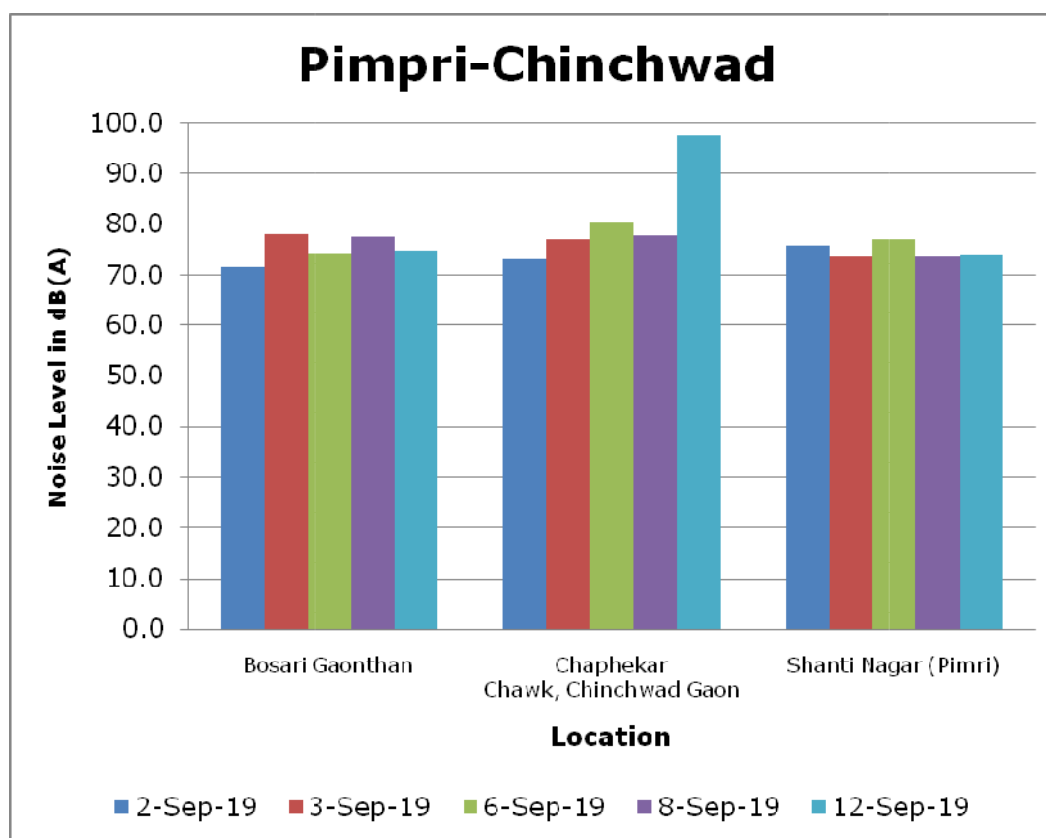
22. Pimpri-Chinchwad

In Pimpri-Chinchwad the increase in noise level was mainly due to the crowd and traffic. The highest noise level of 97.5 dB(A) was observed on 12th September at Chaphekar Chawk.

Table 4.22: Noise Levels (L_{eq}) dB(A) during Ganesh Festival, 2019 in Pimpri-Chinchwad

| Location | 2-Sept-19 | 3-Sept-19 | 6-Sept-19 | 8-Sept-19 | 12-Sept-19 |
|------------------------|--------------------------|-----------|-----------|-----------|------------|
| | (L _{eq}) dB(A) | | | | |
| Chaphekar Chawk | 73.2 | 77.1 | 80.5 | 78.0 | 97.5 |
| Shanti Nagar | 76.0 | 73.9 | 77.3 | 74.0 | 74.2 |
| Bosari Gaonthan | 71.6 | 78.2 | 74.4 | 77.6 | 75.1 |

Chart 4.22: Noise Levels during Ganesh Festival, 2019 in Pimpri-Chinchwad



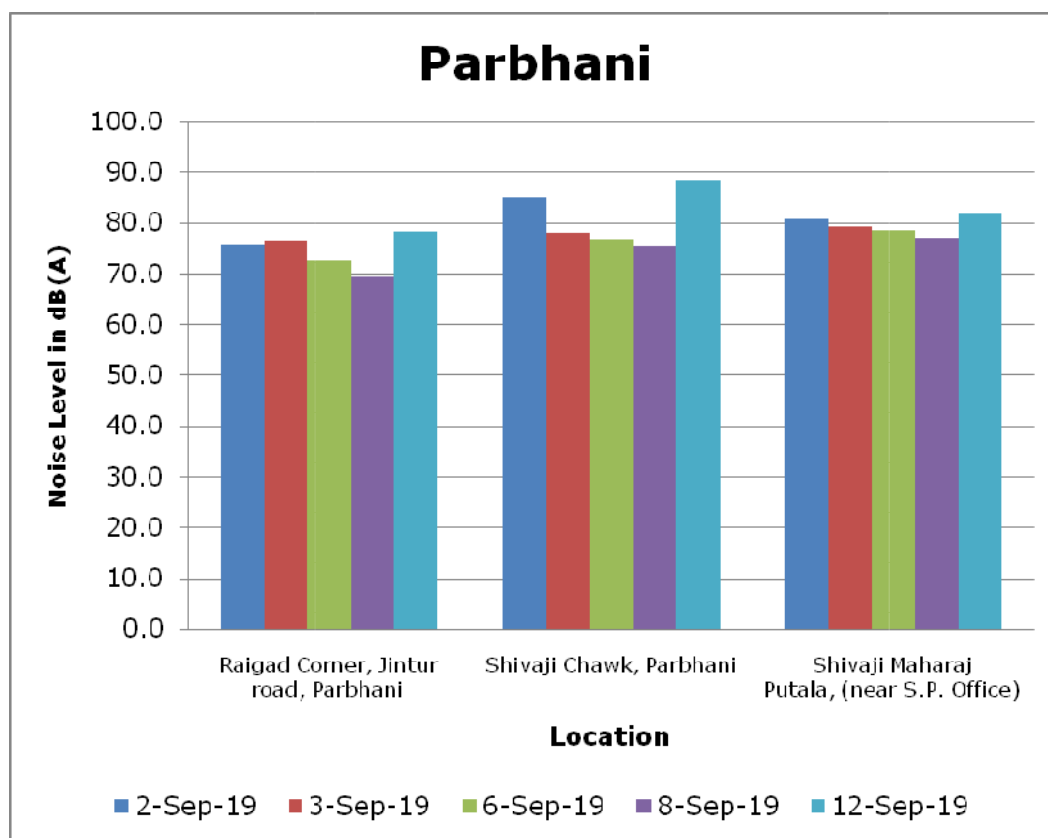
23. Parbhani

The highest noise level in Parbhani region among the three location monitored was observed at Shivaji Chawk, with 88.5 dB(A) on 12th September. The increase in noise level was due to traffic congestion.

Table 4.23: Noise Levels (L_{eq}) dB(A) during Ganesh Festival, 2019 in Parbhani

| Location | 2-Sept-19 | 3-Sept-19 | 6-Sept-19 | 8-Sept-19 | 12-Sept-19 |
|------------------------|--------------------|-----------|-----------|-----------|------------|
| | (L_{eq}) dB(A) | | | | |
| Shivaji Chawk | 85.2 | 78.2 | 76.9 | 75.5 | 88.5 |
| Shivaji Maharaj Putala | 80.9 | 79.3 | 78.5 | 77.1 | 82.0 |
| Raigad Corner | 75.7 | 76.7 | 72.9 | 69.3 | 78.4 |

Chart 4.23: Noise Levels during Ganesh Festival, 2019 in Parbhani



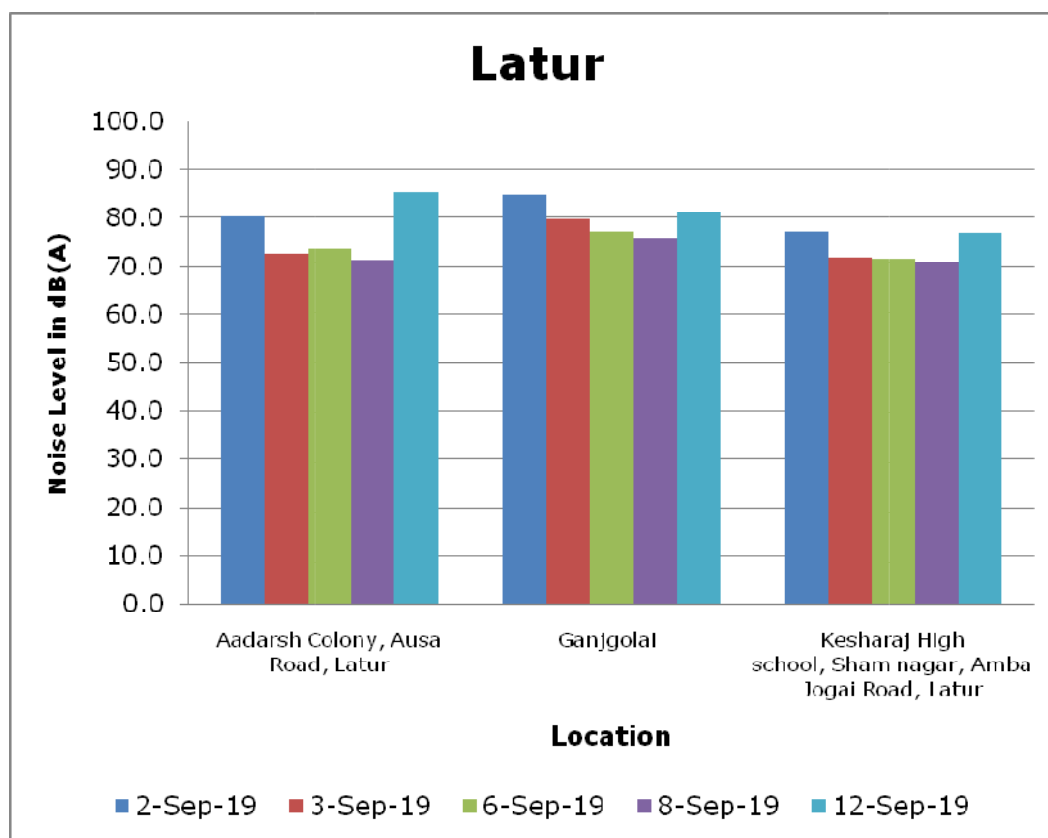
24. Latur

The highest noise level of 85.5 dB(A) was observed at Aadarsh Colony on 12th September. The increase in noise level was due to the use of loud speakers in pandals at nearby location.

Table 4.24: Noise Levels (L_{eq}) dB(A) during Ganesh Festival, 2019 in Latur

| Location | 2-Sept-19 | 3-Sept-19 | 6-Sept-19 | 8-Sept-19 | 12-Sept-19 |
|-----------------------------|--------------------|-----------|-----------|-----------|------------|
| | (L_{eq}) dB(A) | | | | |
| Ganjgolai | 85.0 | 79.8 | 77.1 | 76.0 | 81.4 |
| Kesharaj High school | 77.4 | 71.9 | 71.7 | 70.8 | 77.0 |
| Aadarsh Colony | 80.4 | 72.6 | 73.7 | 71.3 | 85.5 |

Chart 4.24: Noise Levels during Ganesh Festival, 2019 in Latur



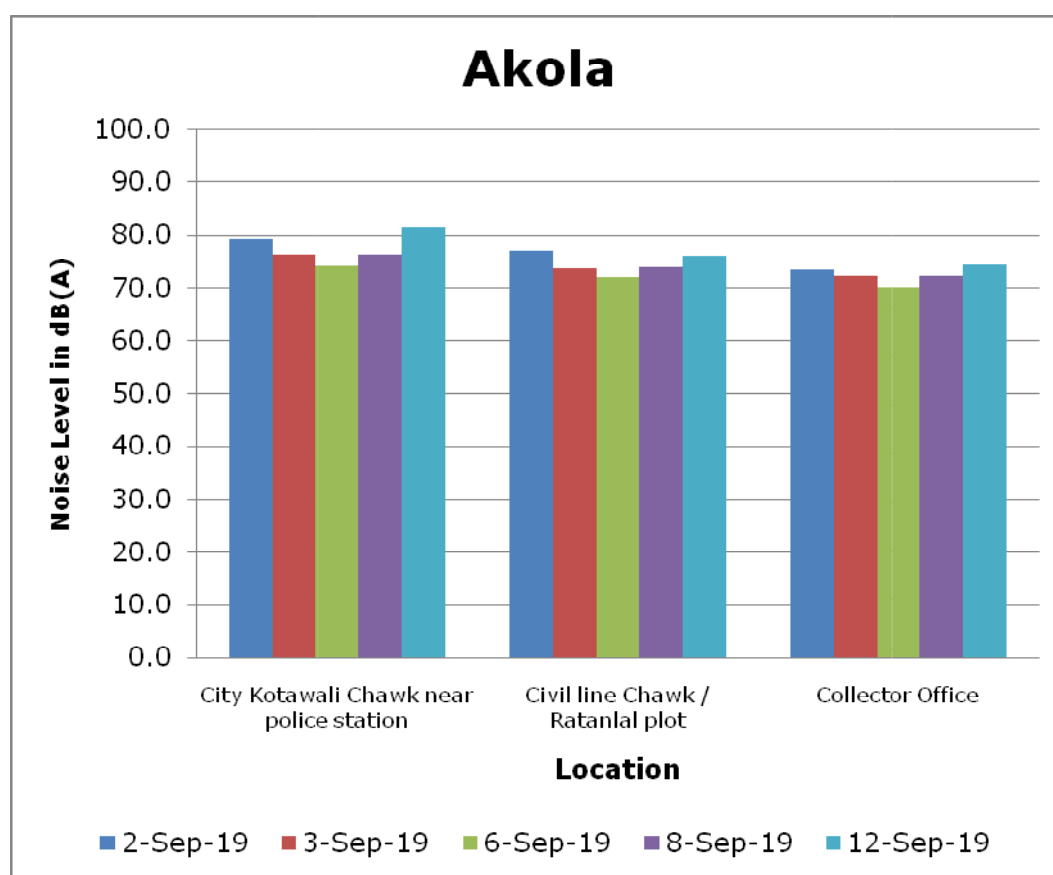
25. Akola

In Akola also three location was monitored the noise level during Ganesh festival. The highest noise level was observed at City Kotawali Chawk with 81.4 dB(A) on 12th September and the increase in noise level was due to traffic.

Table 4.25: Noise Levels (L_{eq}) dB(A) during Ganesh Festival, 2019 in Akola

| Location | 2-Sept-19 | 3-Sept-19 | 6-Sept-19 | 8-Sept-19 | 12-Sept-19 |
|---------------------|--------------------------|-----------|-----------|-----------|------------|
| | (L _{eq}) dB(A) | | | | |
| Collector Office | 85.0 | 79.8 | 77.1 | 76.0 | 81.4 |
| Civil line Chawk | 77.4 | 71.9 | 71.7 | 70.8 | 77.0 |
| City Kotawali Chawk | 80.4 | 72.6 | 73.7 | 71.3 | 85.5 |

Chart 4.25: Noise Levels during Ganesh Festival, 2019 Akola



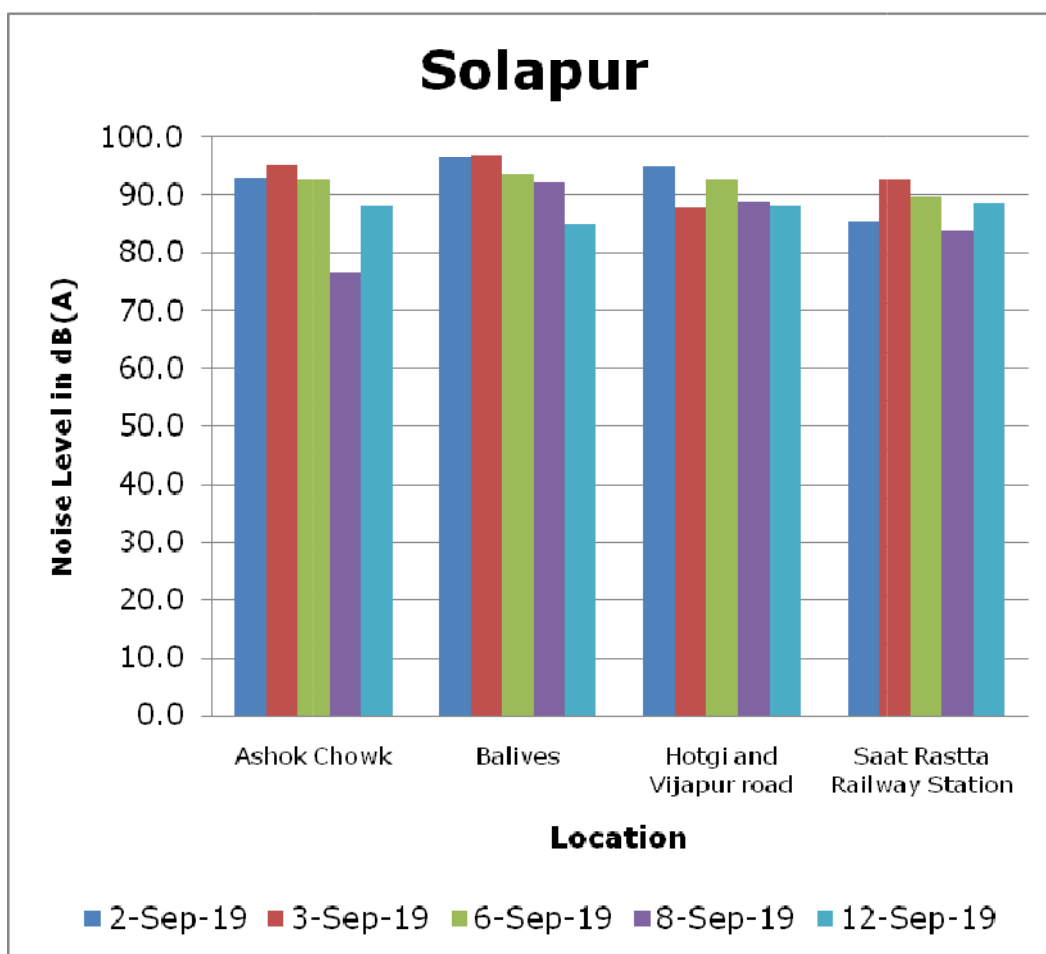
26. Solapur

In Solapur, four location was monitored for noise level during Ganesh Festival. The highest noise level was observed at Balives on 3rd September with 97.1 dB(A) and increase in noise level was due to traffic.

Table 4.26: Noise Levels (L_{eq}) dB(A) during Ganesh Festival, 2019 in Solapur

| Location | 2-Sept-19 | 3-Sept-19 | 6-Sept-19 | 8-Sept-19 | 12-Sept-19 |
|-----------------------------|--------------------------|-----------|-----------|-----------|------------|
| | (L _{eq}) dB(A) | | | | |
| Balives | 96.6 | 97.1 | 93.5 | 92.1 | 84.9 |
| Ashok Chowk | 93.0 | 95.0 | 92.6 | 76.6 | 88.3 |
| Hotgi and Vijapur road | 94.9 | 87.8 | 92.7 | 89.1 | 88.3 |
| Saat Rastta Railway Station | 85.5 | 92.5 | 89.7 | 83.9 | 88.8 |

Chart 4.26: Noise Levels during Ganesh Festival, 2019 in Solapur



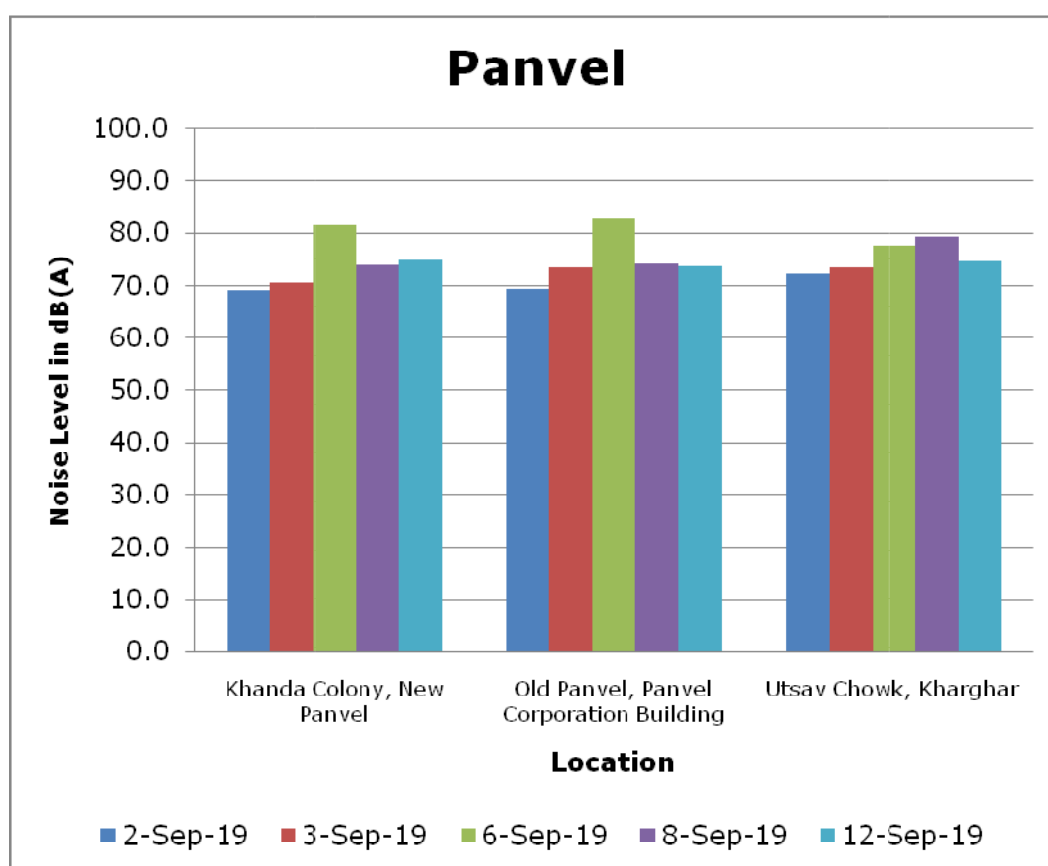
27. Panvel

Three locations were monitored from Panvel Municipal Corporation. The highest noise level out of the three locations was observed at old panvel with 82.7 dB(A) and the increase in noise was due to the traffic congestion.

Table 4.27: Noise Levels (L_{eq}) dB(A) during Ganesh Festival, 2019 in Panvel

| Location | 2-Sept-19 | 3-Sept-19 | 6-Sept-19 | 8-Sept-19 | 12-Sept-19 |
|--|--------------------|-----------|-----------|-----------|------------|
| | (L_{eq}) dB(A) | | | | |
| Utsav Chowk | 72.2 | 73.4 | 77.7 | 79.4 | 74.7 |
| Old Panvel, Panvel Corporation Building | 69.3 | 73.6 | 82.7 | 74.2 | 73.7 |
| Khanda Colony | 69.1 | 70.6 | 81.5 | 74.0 | 75.1 |

Chart 4.27: Noise Levels during Ganesh Festival, 2019 in Panvel

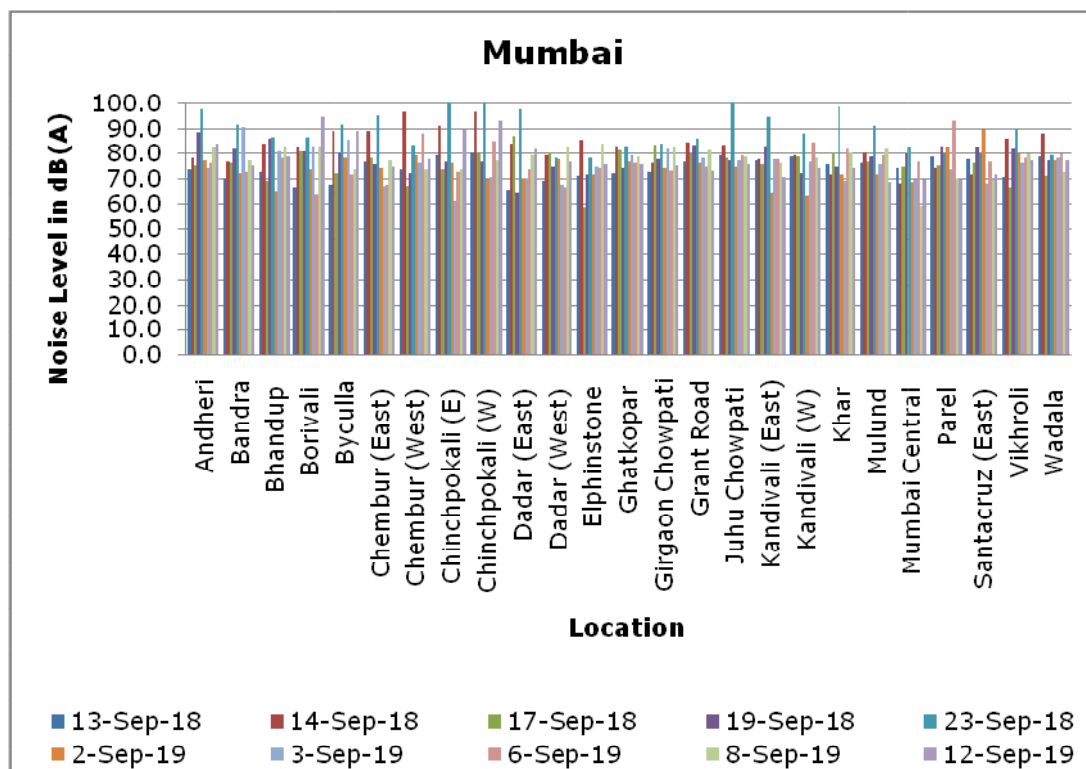


Comparative Study of Noise levels

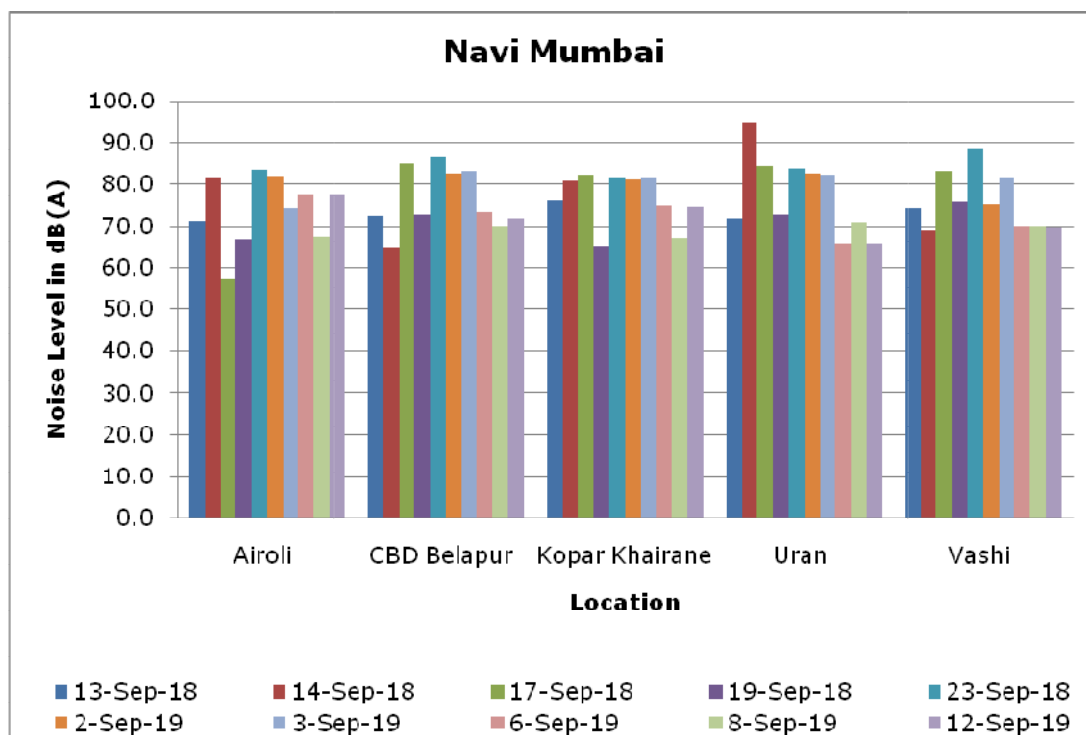
Comparative study of the last two years, i.e. 2018 – 2019 shows that the average noise levels in all the cities are lesser this year in almost all the regions.

Comparative study shows the following results in different cities of Maharashtra:

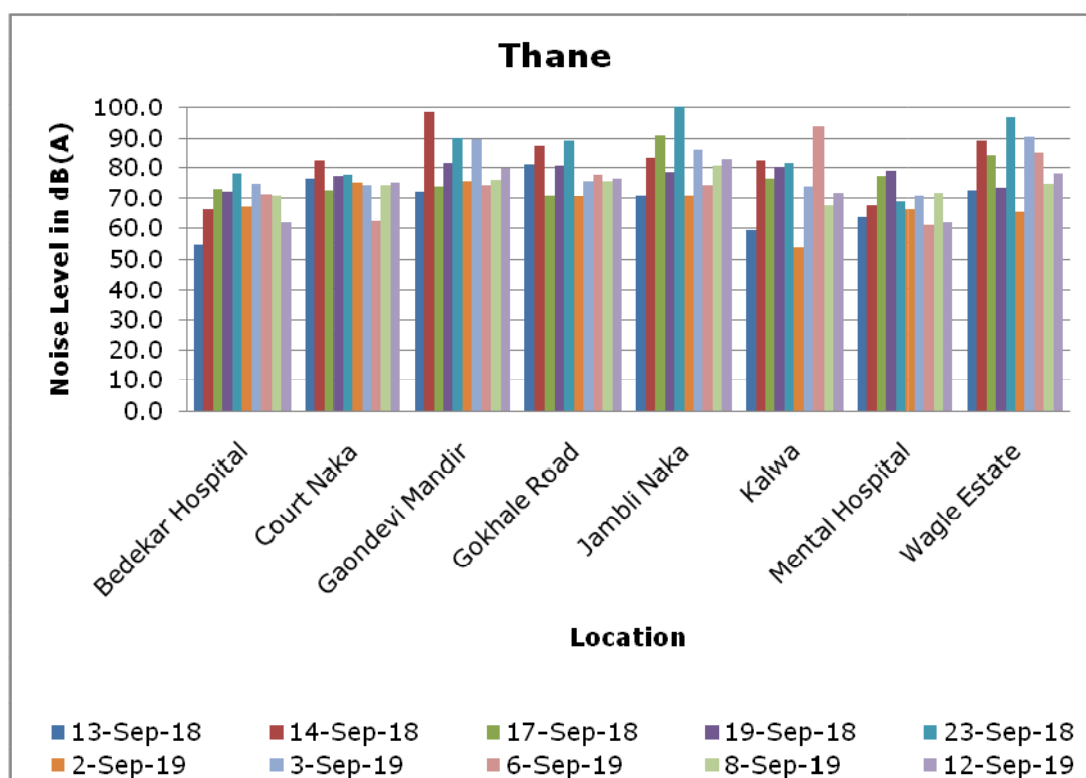
Mumbai: Comparative study shows that this year the noise level observed was lesser as compared to last year.



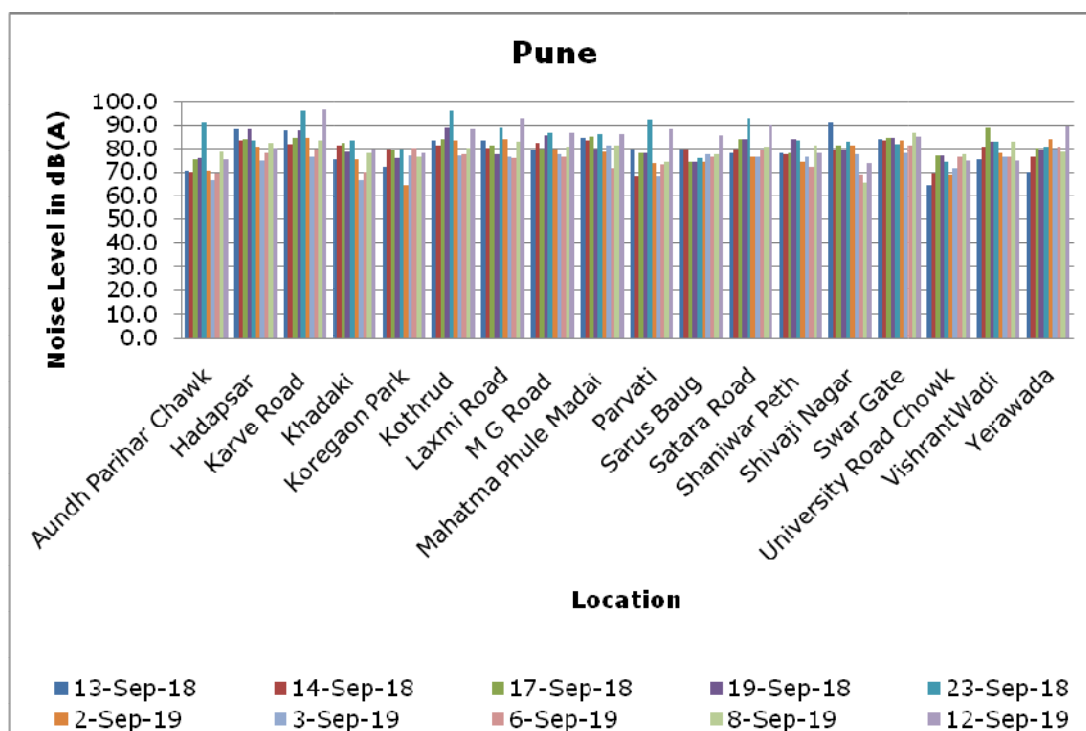
Navi Mumbai: The noise level in Navi Mumbai was also lesser in all location this year than previous year.



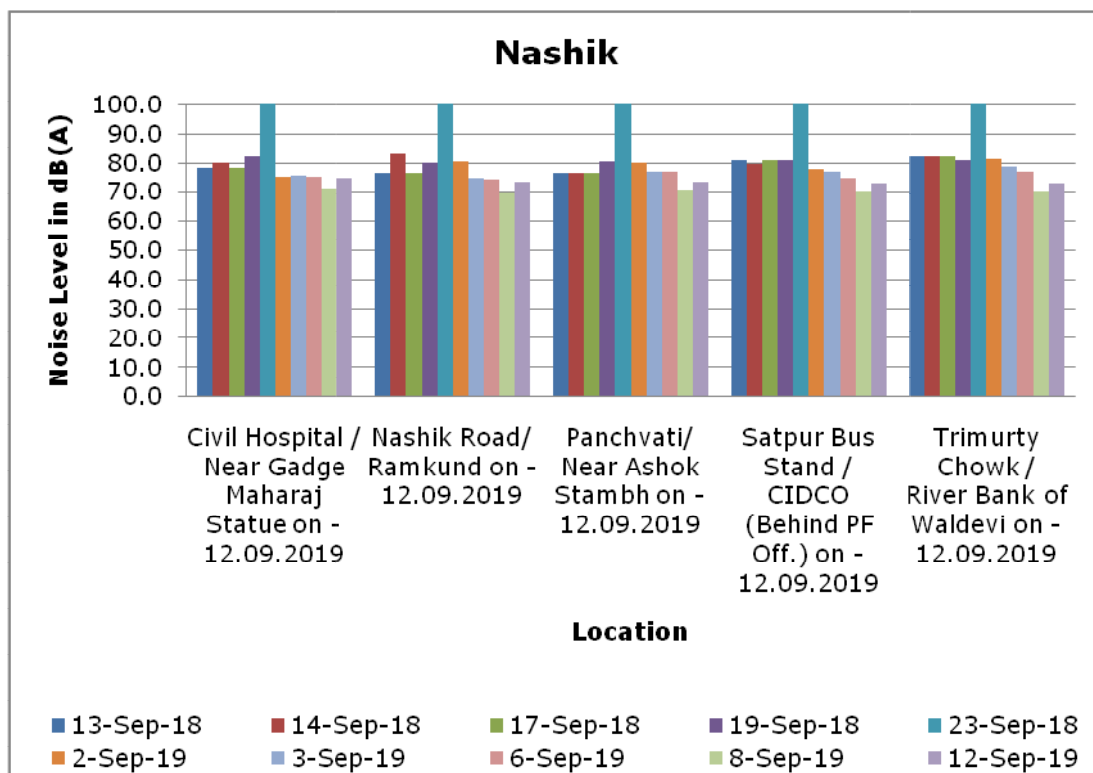
Thane: In Thane, the noise level was lesser this year as compared to the previous year.



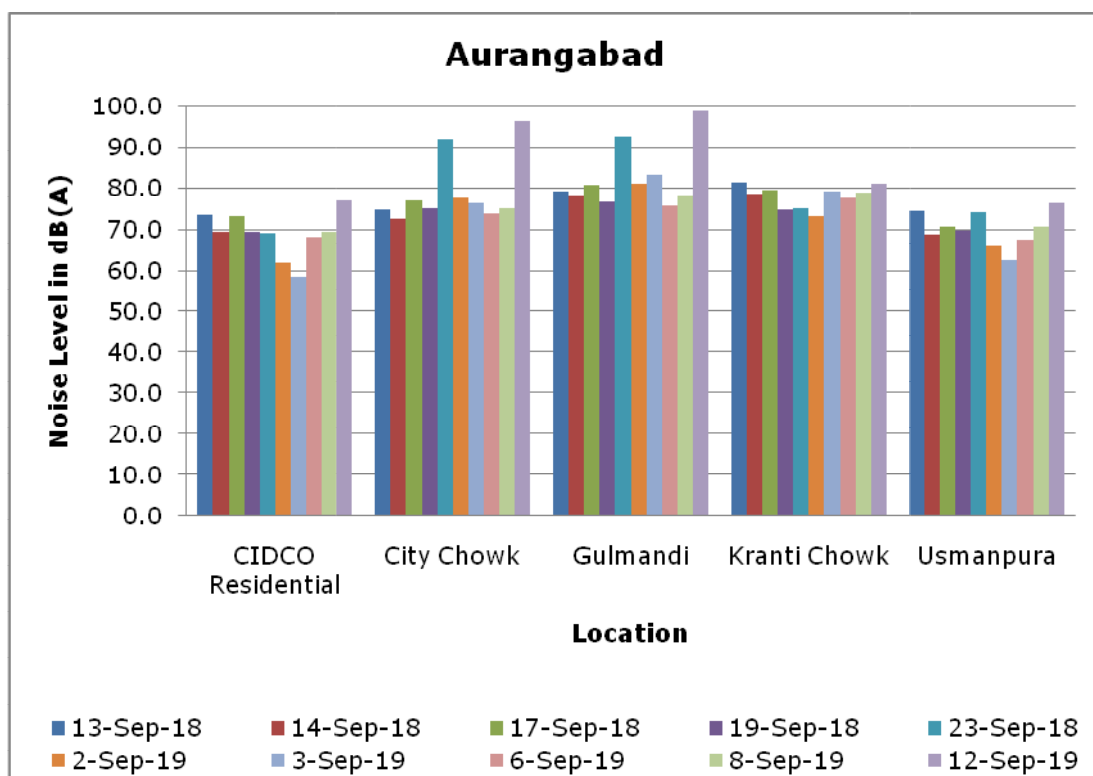
Pune: There was increase in noise level at Mahatma Phule Madai and Satara Road on the first and third day of noise monitoring respectively.



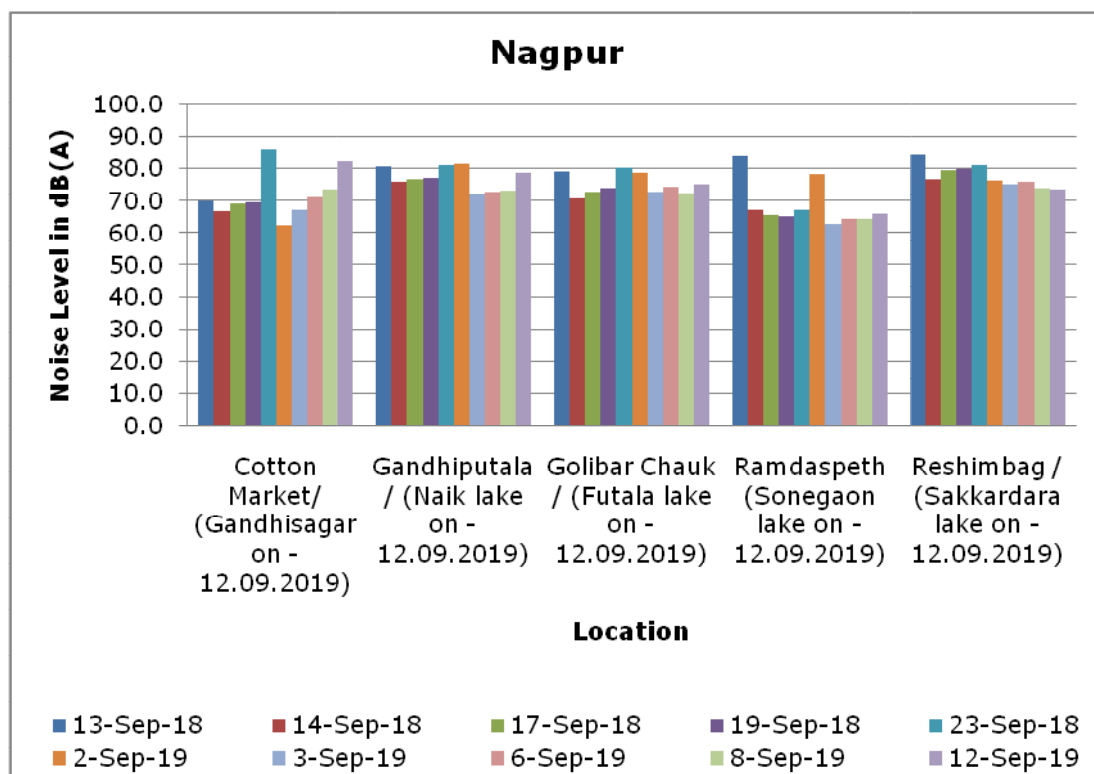
Nashik: The noise level of Nashik was lesser this year as compared to the last year.



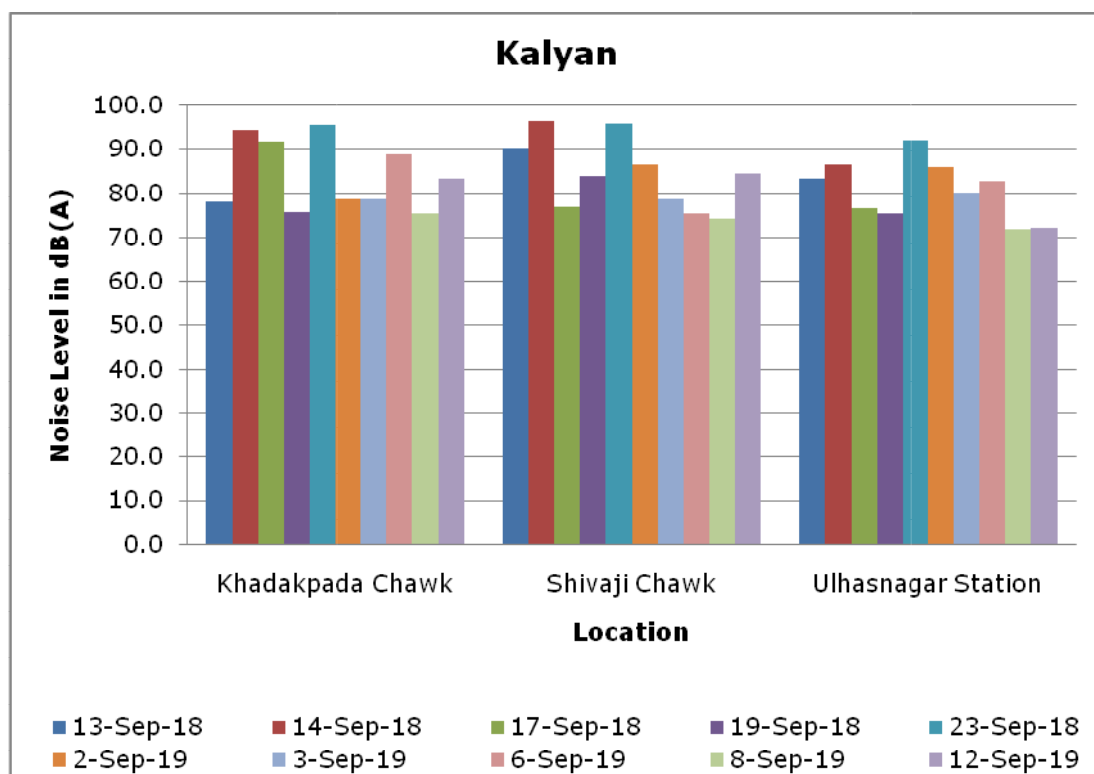
Aurangabad: The noise level in Aurangabad on the last three days of monitoring was high as compared to the previous year.



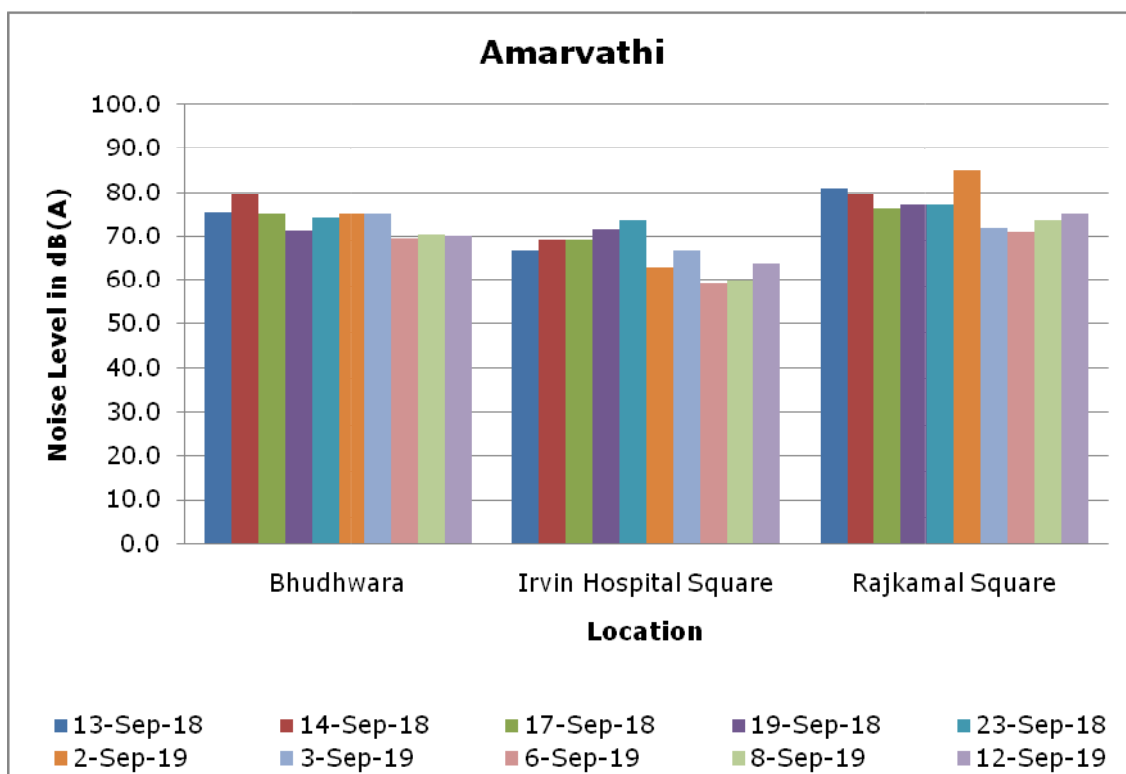
Nagpur: The noise level at Nagpur region was higher on all days when compared to last year.



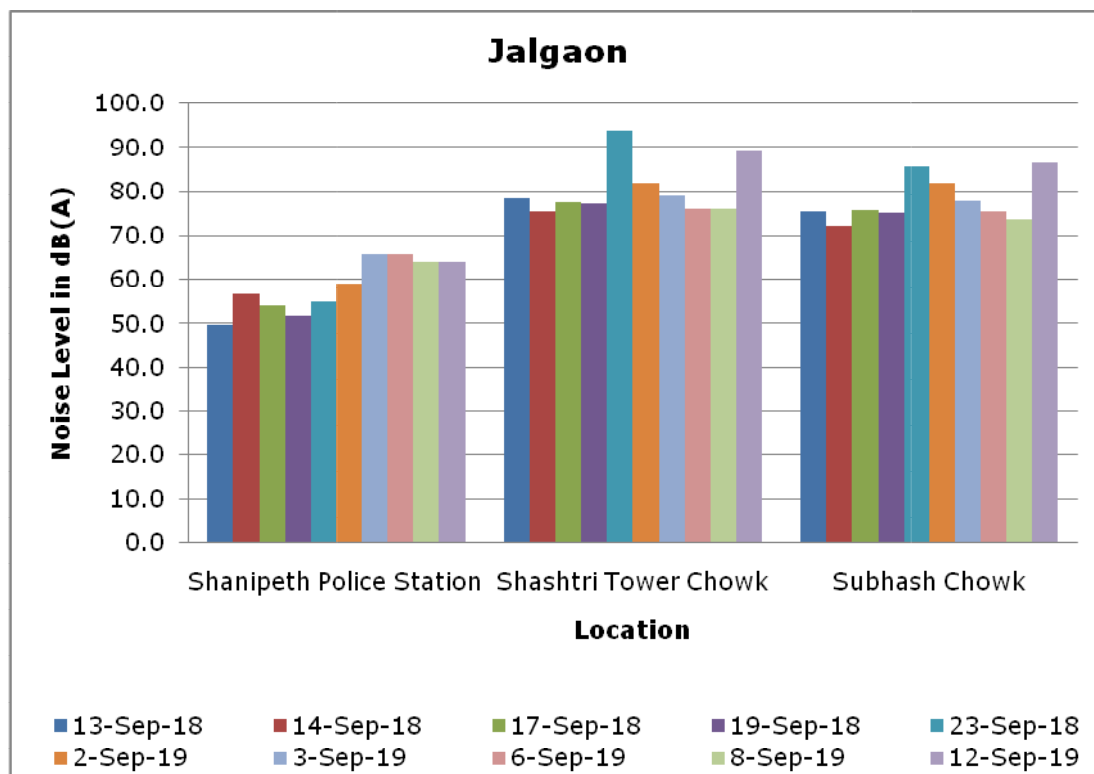
Kalyan: The noise level in Kalyan was higher on 5th September on Anant Chaturti.



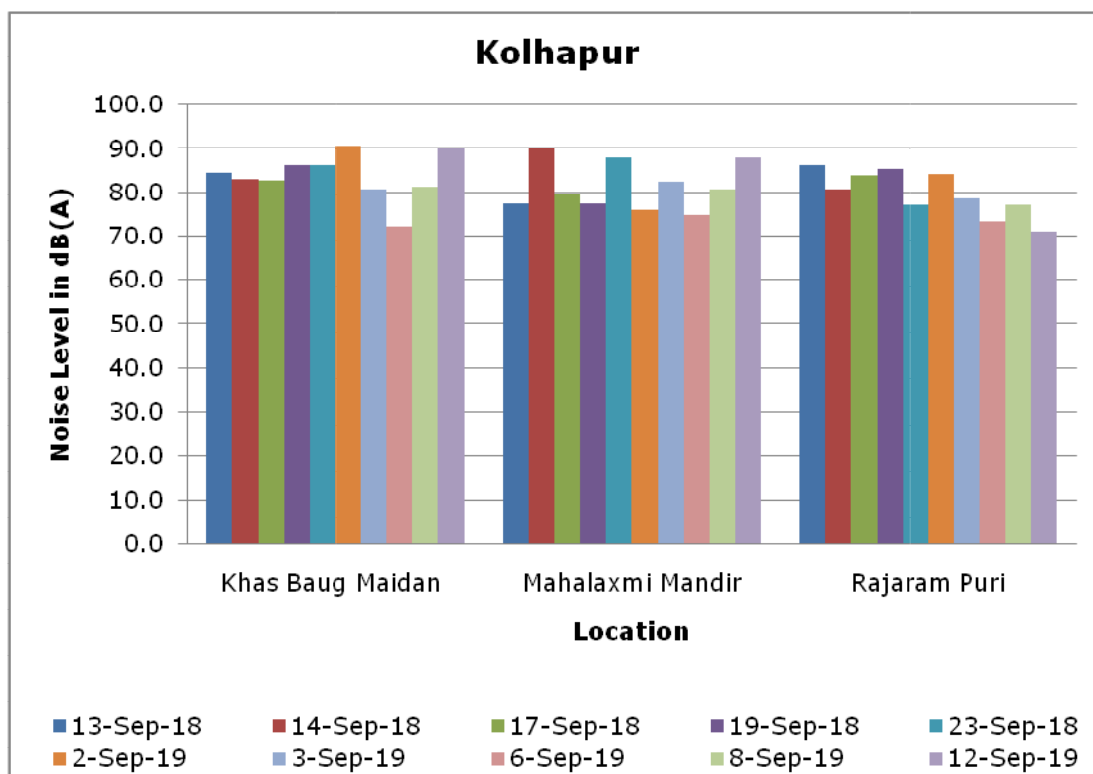
Amravati: The noise level in Amravati remained the same as previous year with no increase or decrease.



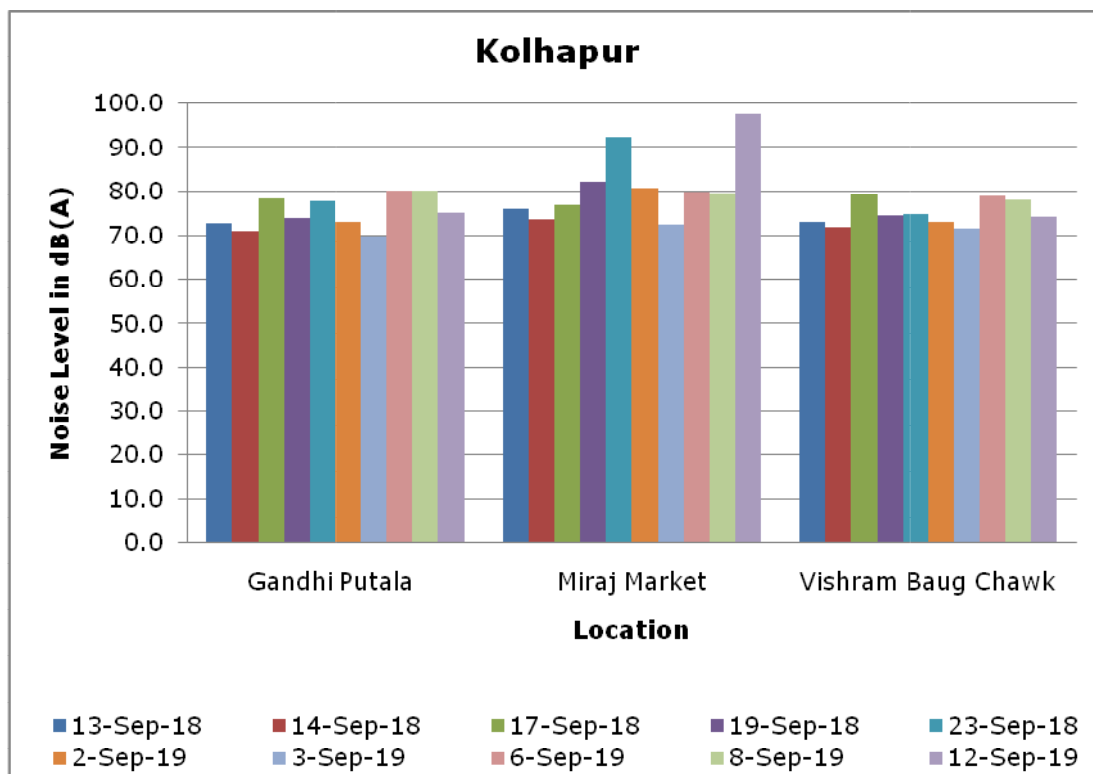
Jalgaon: In Jalgaon, the average noise level have increased in the last day of monitoring as compared to last two years.



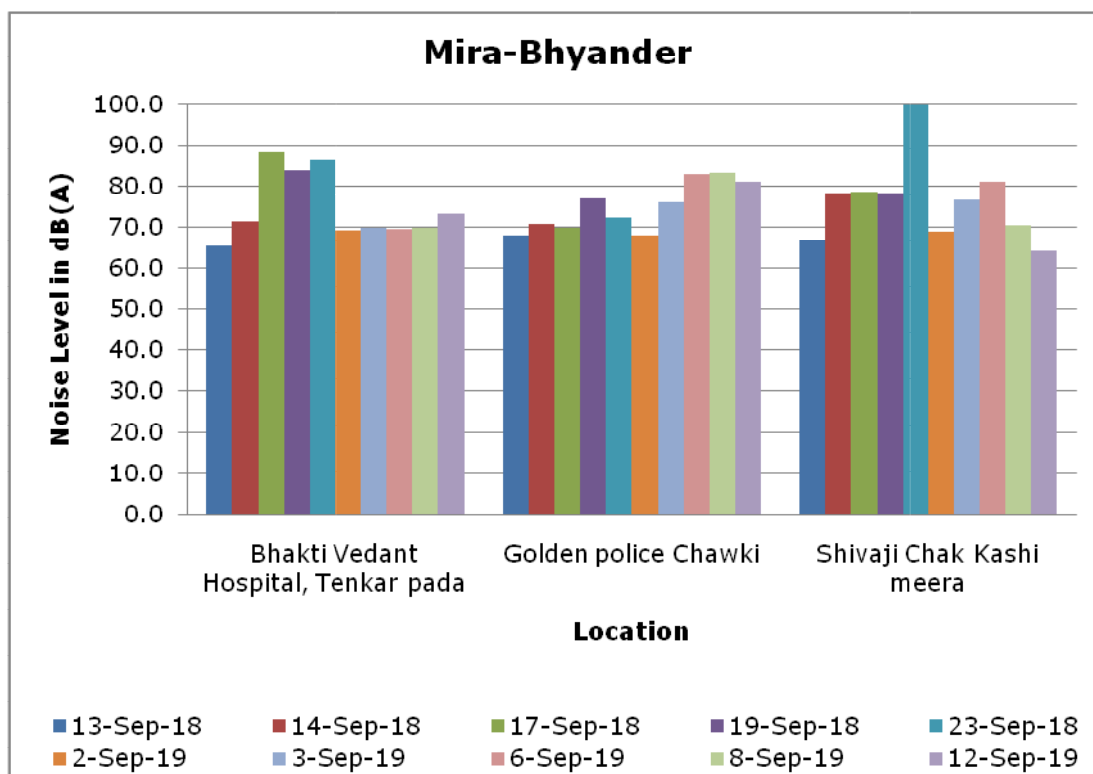
Kolhapur:The noise level in Kholapur region on the last three days of monitoring have increased this year.



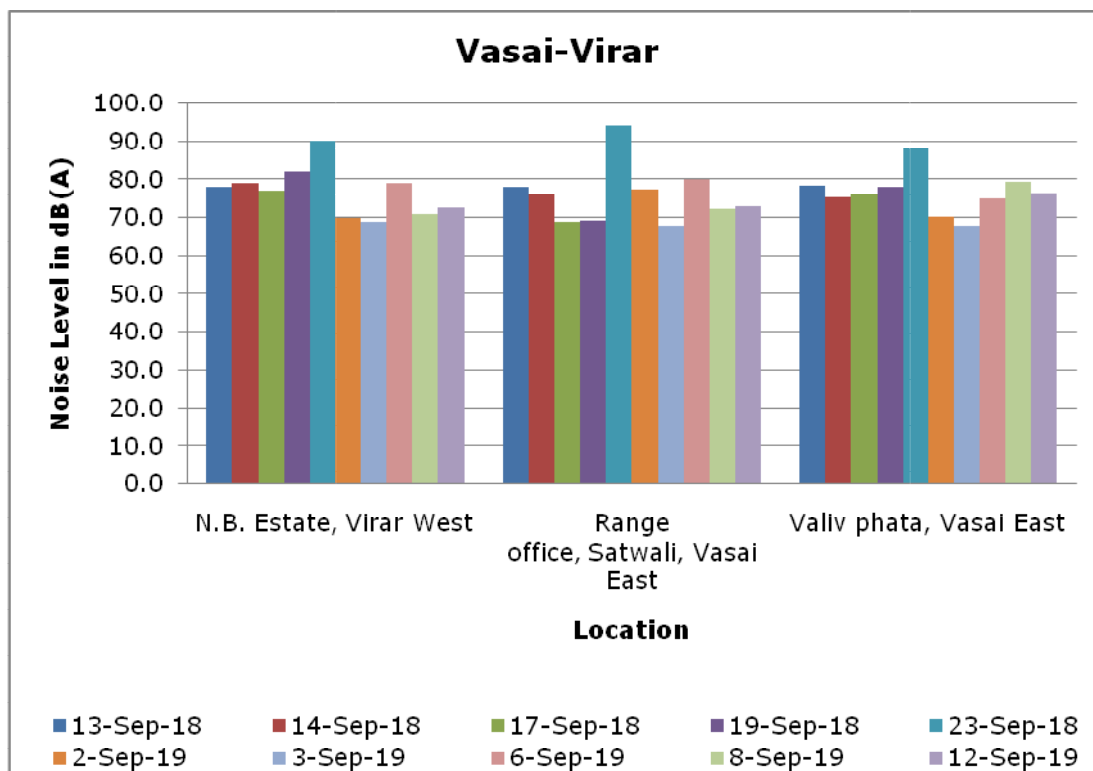
Sangli:In Sangli also, the noise level have increased on the last three days of monitoring.



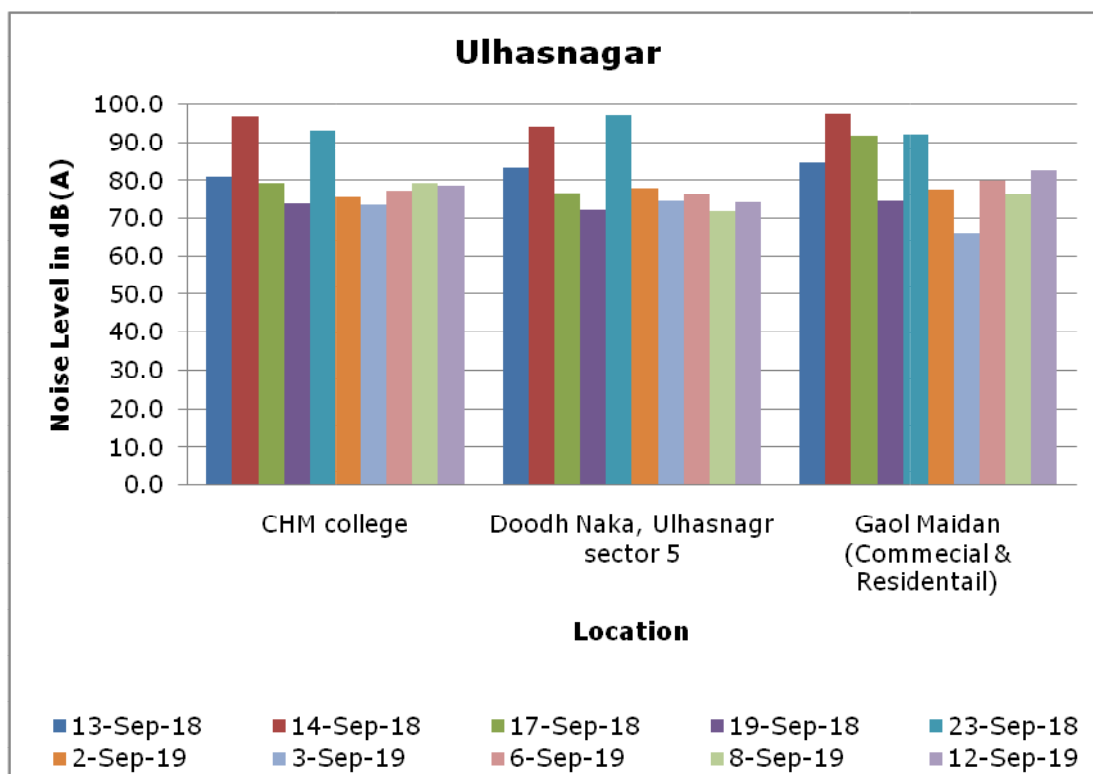
Mira-Bhayander: The noise level of Mira-Bhayander was high only on 27th August and the increase in noise level was due to the rain.



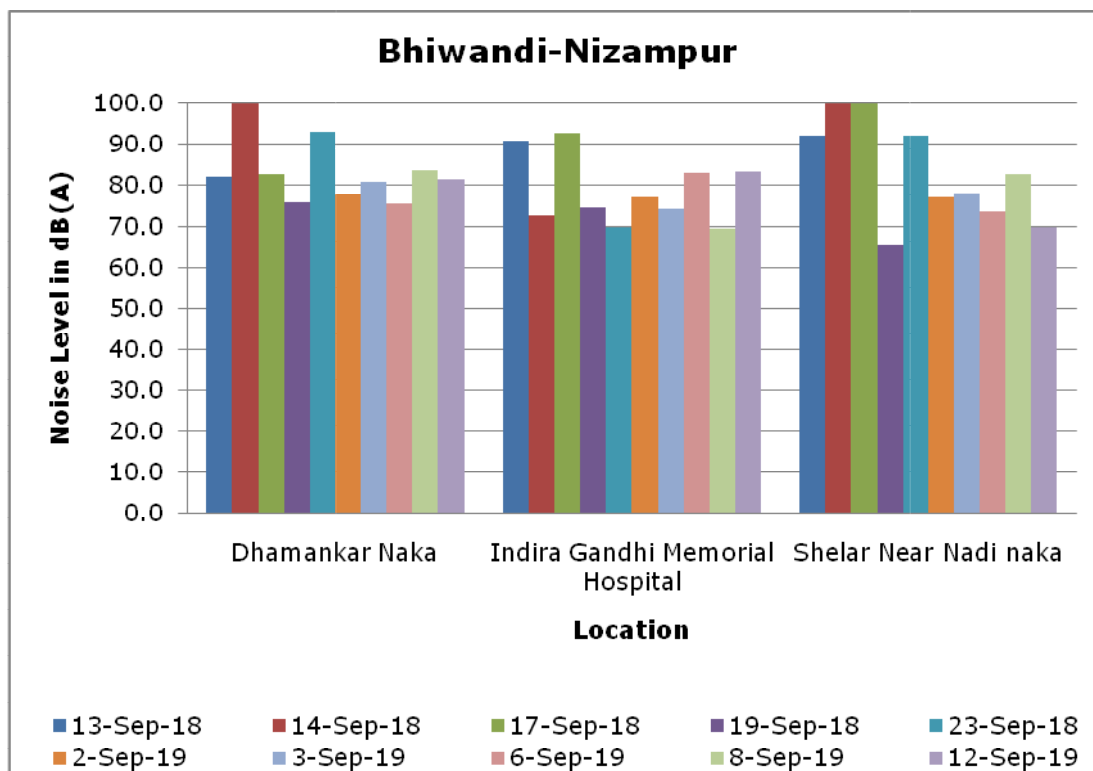
Vasai-Virar: The noise level of Vasai-Virar was higher on the first and last day as compared to last year.



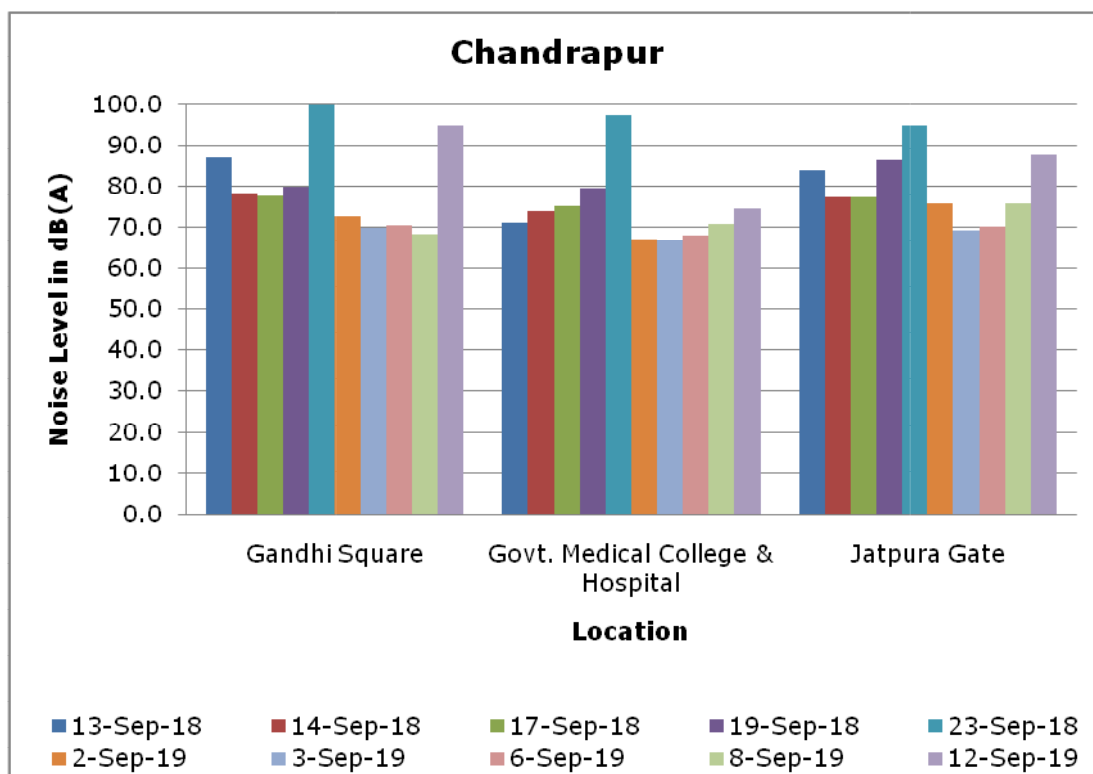
Ulhasnagar: The noise level of Ulhasnagar was higher on the last two days as compared to last year.



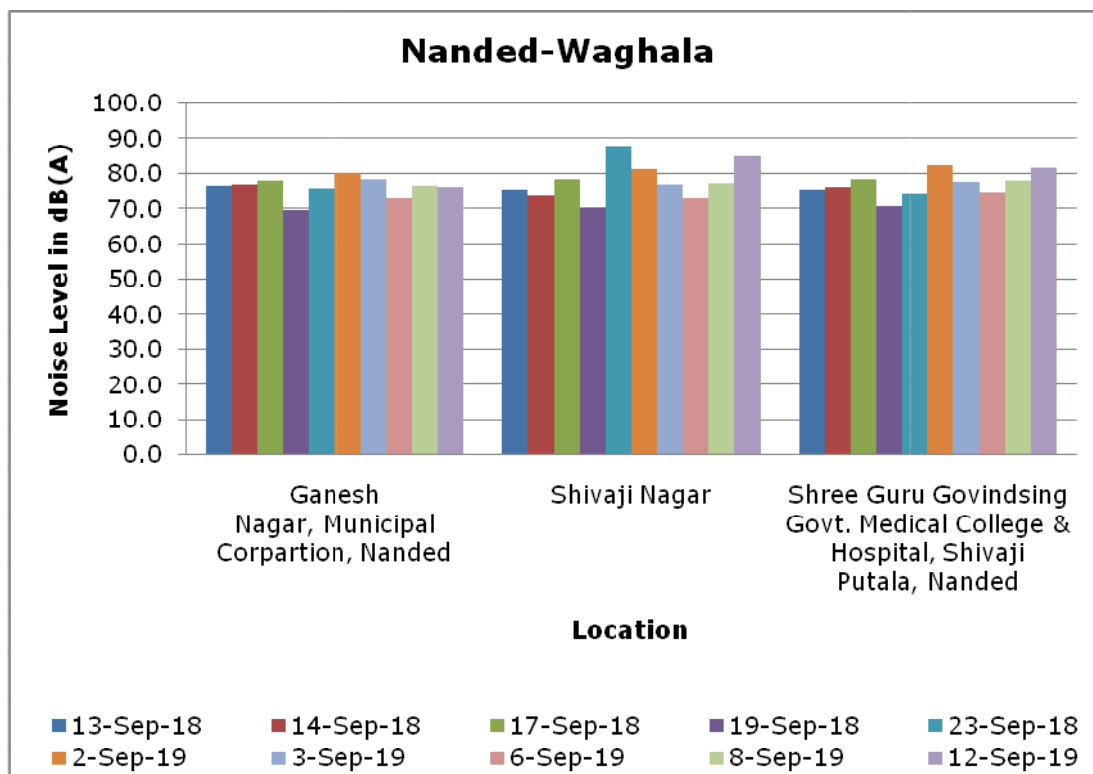
Bhiwandi-Nizampur: The noise level of Bhiwandi-Nizampur was higher on all days as compared to last year.



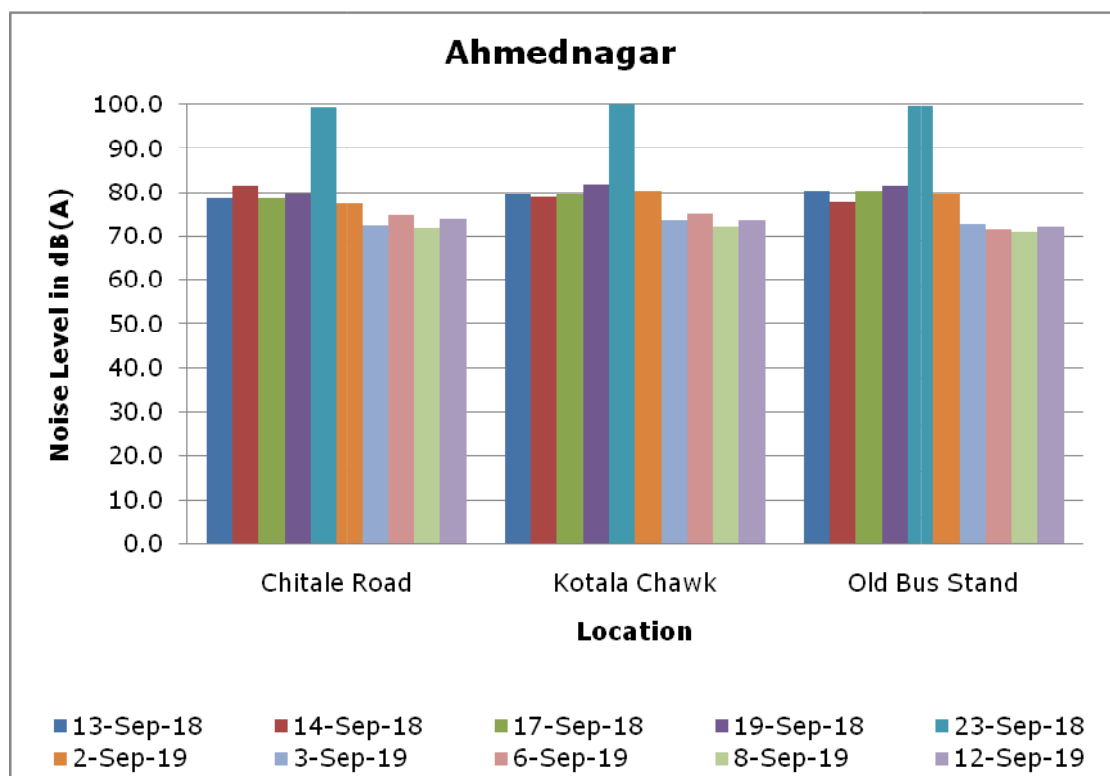
Chandrapur: The noise level of Chandrapur was higher on first three days of noise monitoring as compared to last year.



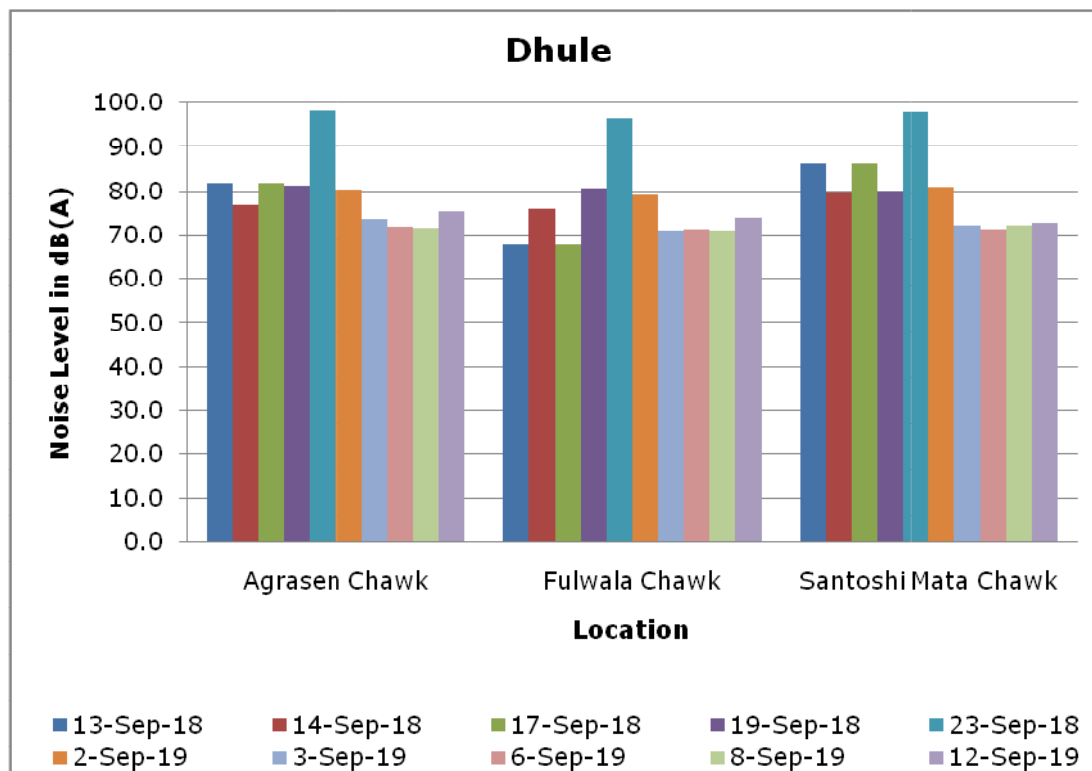
Nanded-Waghala: The noise level of Nanded-Waghala was higher only on second day of noise monitoring as compared to last year.



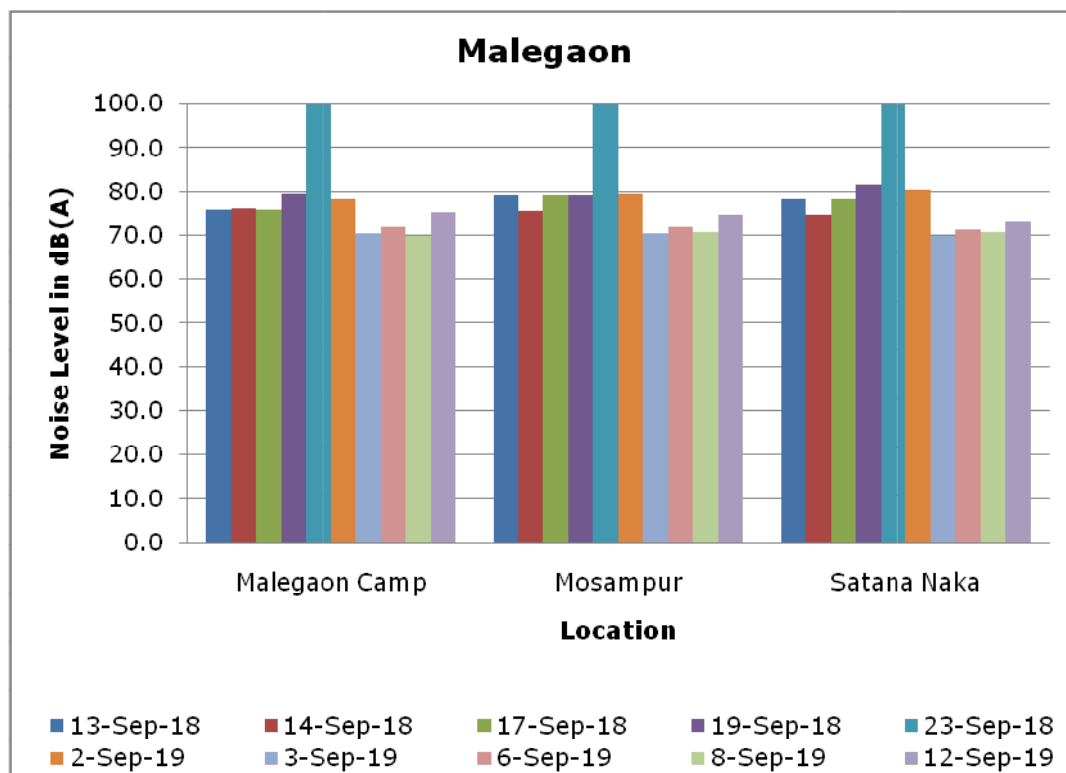
Ahmednagar: The noise level of Ahmednagar was lesser this year as compared to last year.



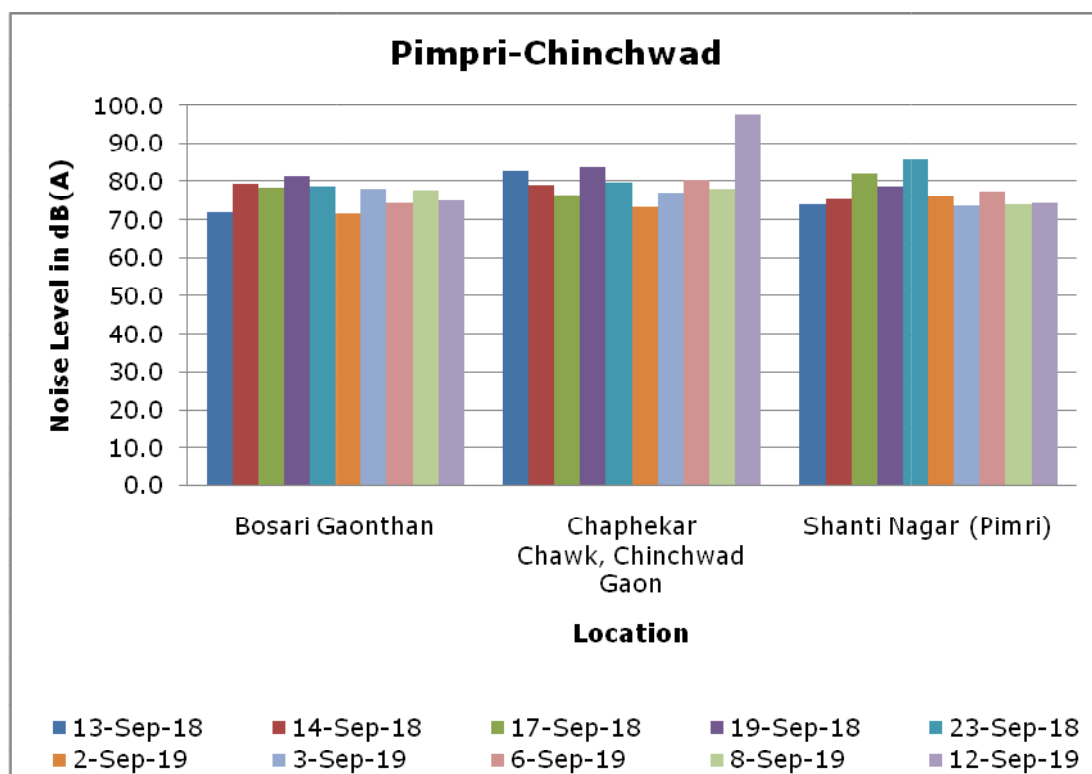
Dhule: The noise level of Dhule was higher on the first and last day of noise monitoring this year as compared to last year.



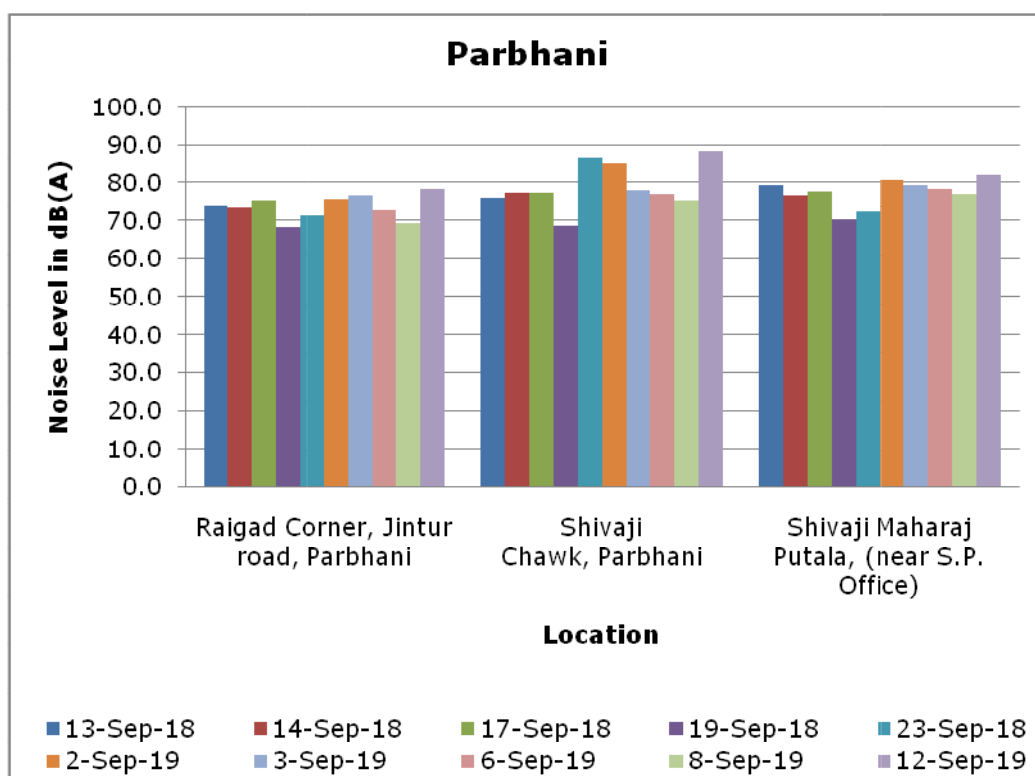
Malegaon: The noise level of Malegaon was lesser this year as compared to last year.



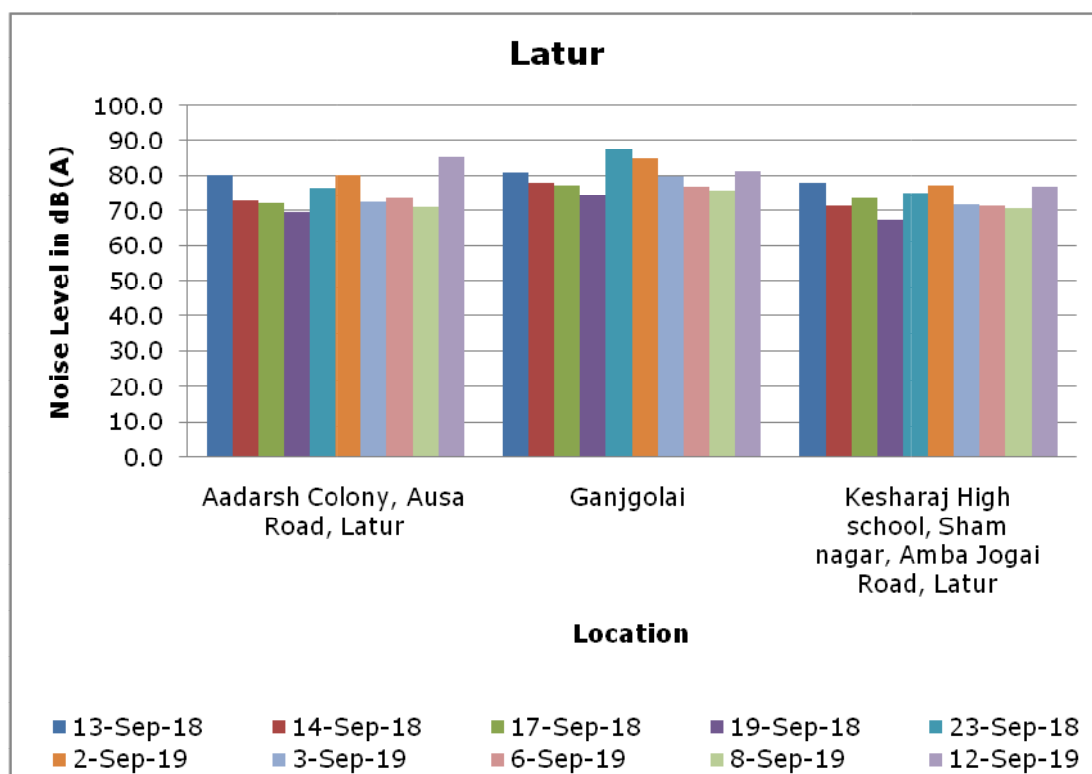
Pimpri-Chinchwad: The noise level of Pimpri-Chinchwad was more or less the same as last year.



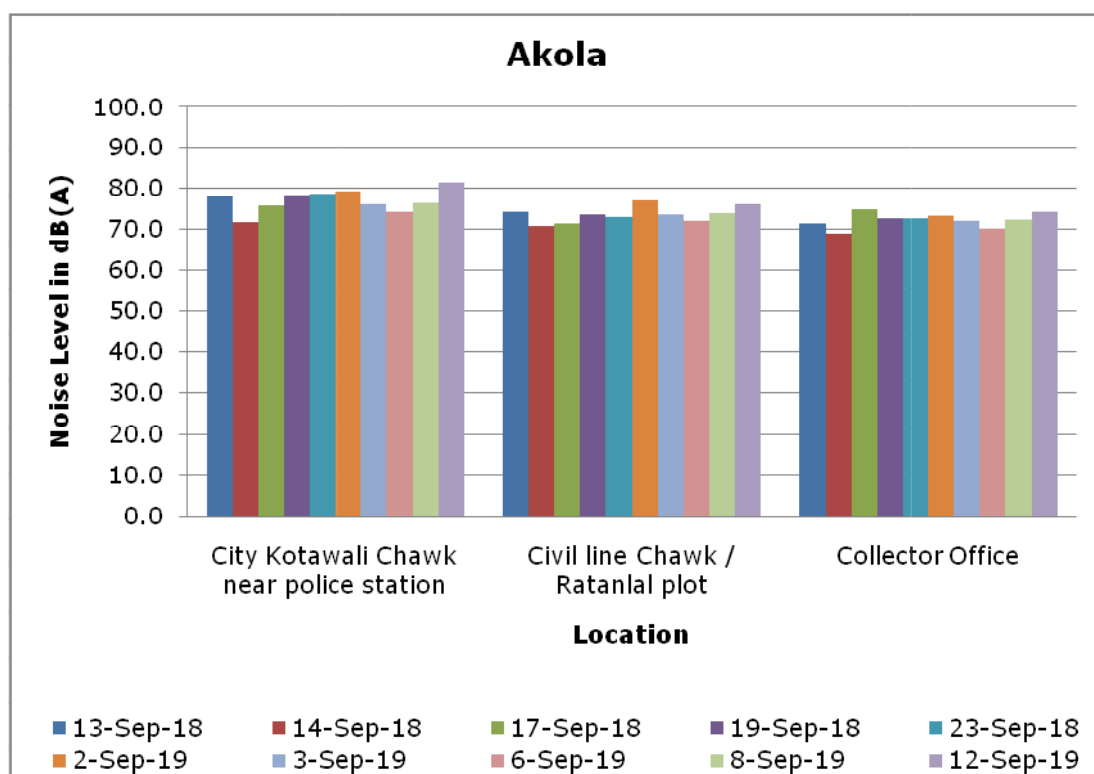
Parbhani: The noise level of Parbhani also was more or less the same as last year.



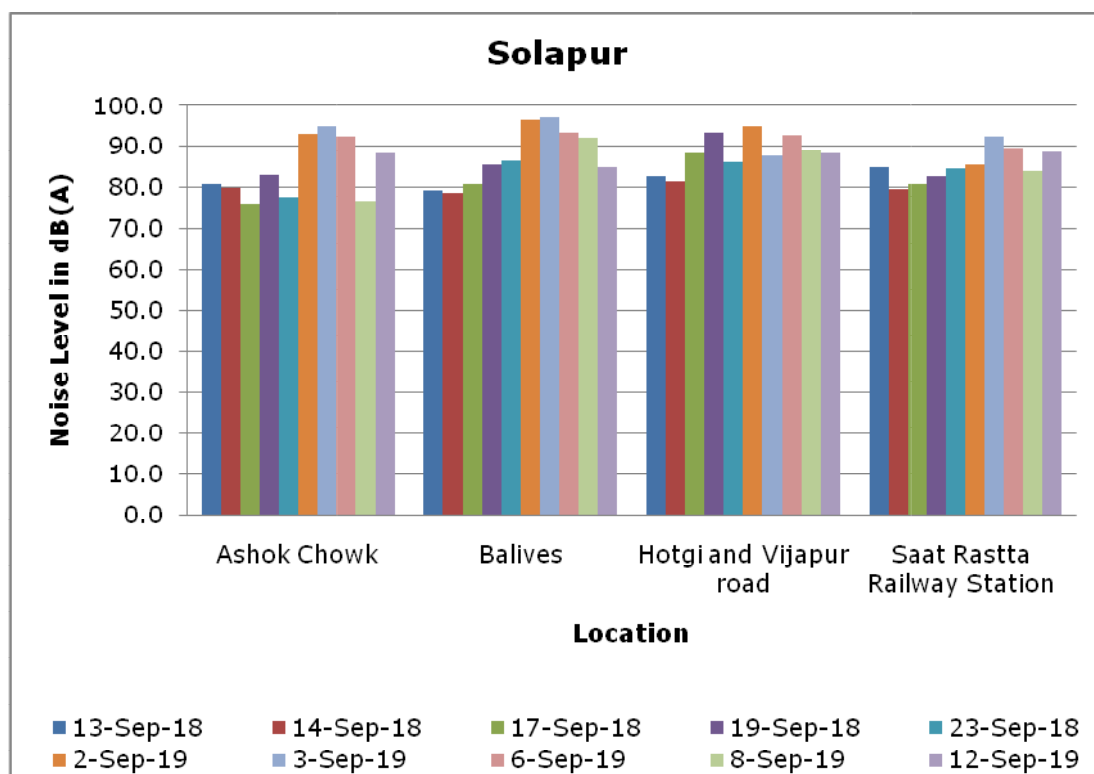
Latur: The noise level of Latur was higher on all days as compared to last year.



Akola: The noise level of Akola was less on all days as compared to last year.



Solapur: In Solapur, there was no difference in the noise level observed as compared to last year.



Conclusion

This year 132 locations from 27 Municipal Corporation of Maharashtra for 5 days period during Ganesh Festival i.e. on 2nd, 3rd, 6th, 8th & 12th September 2019 for 6 hours from 6 PM to 12 AM for each location which comprise of residential, commercial and silence zone. There was a significant decrease in the noise levels observed in almost all areas

The noise levels were found to be having a decreasing trend in cities like Kolhapur, Satara, Mumbai, Navi Mumbai, Thane, Aurangabad and Amravati over the last few years. However, some cities like Nagpur, Jalgaon have shown increasing trend in the noise levels. The other cities like Pune and Nashik have shown a comparatively constant trend in the noise levels. There is also a significant variation in the noise levels observed from the period 6.00 p.m. to 10.00 p.m. and 10.00 p.m. to 12.00 p.m. at all the locations and further some cities like Pune have shown a significant variation in noise levels on daily basis also. This is matching the field observations of the celebration activities, particularly on the last day of the Ganesh Festival.

The ambient noise monitoring has been conducted and therefore the observed noise levels are the cumulative result of various urban sources such as traffic, house hold activities construction activities besides the festival related noise. Though the contribution of the festival celebration is significant which is reflected in the hourly noise level variations, the exact contribution of the same is not covered under the scope of work of the present study. However, there is an over all decreasing trend which can be attributed to the public awareness activities carried out by various State Government Agencies and also improved enforcement of the noise regulations.

The ambient noise levels are exceed the standards specified under the Noise Rules, 2000 and therefore, it is necessary to continue the efforts to create more awareness about the noise pollution and also to take effective steps to reduce the noise levels through various initiatives on a long term basis. The study highlights the continual need of such initiatives in a more prioritized manner.

Despite the awareness regarding the Environment pollution caused due to the festival, there is increase in the Air, Water and noise pollution during the festive period. The effort taken from the officials of Maharashtra Pollution Control Board, police officers etc. is really appreciable for control the pollution caused to a maximum extend without hurting the religious customs.

Definitions

A-Weighting

"A-weighting" is the frequency weighting characteristic as specified in IEC 123 or IEC 179 and intended to approximate the relative sensitivity of the normal human ear to different frequencies (pitches) of sound.

A-weighted Sound Pressure Level

The "A-weighted sound pressure level" is the sound pressure level modified by application of the A-weighting. It is measured in dBA, A-weighted, and denoted as dBA.

Decibel

The "decibel" is a dimensionless measure of sound level or sound pressure level; see sound pressure level.

Equivalent Sound Level

The "equivalent sound level" sometimes denoted L_{eq} , is the value of the constant sound level which would result in exposure to the same total A-weighted energy as would the specified time-varying sound, if the constant sound level persisted over an equal time interval. It is measured in dBA.

Fast Response

"Fast response" is a dynamic characteristic setting of a sound levelmeter meeting the applicable specifications.

Percentile Sound Level

The "x percentile sound level", designated L_x , is the sound level exceeded x percent of a specified time period, It is measured in dBA.

Sound

"Sound" is an oscillation in pressure, stress, particle displacement or particle velocity, in a medium with internal forces (e.g. elastic, viscous), or the superposition of such propagated oscillations, which may cause an auditory sensation.

Sound Level

"Sound level" is the A-weighted sound pressure level.

Sound Level Meter

A "sound level meter" is an instrument which is sensitive to and calibrated for the measurement of sound.

Sound Pressure Level

The "sound pressure level" is twenty times the logarithm to the base 10 of the ratio of the effective pressure (p) of a sound to the reference pressure (P_r) of 20 μ Pa. Thus the sound pressure level in dB = $20 \log_{10} P/P_r$.

ANNEXURE I

Annexure I - Detailed list of locations

| Sr. No. | City | Location name (details) |
|---------|--------|---|
| 1. | Mumbai | Andheri - Azad Nagar, Sarvajanik Utsav Samiti |
| | | Bandra - Sarvajanik Ganeshutsav Mandal |
| | | Bhandup - Jay Bajrang Mitra Mandal |
| | | Borivali - Manav Mitra Mandal |
| | | Byculla - Sarvajanik Ganeshutsav mandal |
| | | Chembur (East) - Near Ashish Talao / Ashish Theatre |
| | | Chembur (West) - Sahyadri Krida Mandal Tilak Nagar |
| | | Chinchpokali (E) - Lalbaug Raja Sarvajanik Ganeshutsav Mandal |
| | | Chinchpokali (W) - Parsiwadi Mitra Mandal |
| | | Dadar (East) - Khodadad Circle, Dadar TT |
| | | Dadar(West) - Sai Ganesh Sadan, Senapati Bapat Marg, Sarvajanik Ganeshutsav Mandal, Sunder Nagar |
| | | Elphinstone - Shiv Sai Sarvajanik Ganeshutsav Mandal, B.M. Marg |
| | | Ghatkopar - Amar Mitra Mandal, Tilak nagar |
| | | Girgaon Chowpati - Akhil Chowpati Bhirvi Lane, Sarvajanik Ganeshutsav Mandal |
| | | Grant Road - Saltar Road Sarvjanik Ganeshutsav Mandal |
| | | Juhu Chowpati - Om Kareshver Shiv Mandir (Trust) |
| | | Kandivali (East) - Thakur Village |
| | | Kandivali (W) - Balla Mitra Mandal |
| | | Khar - Sarvajanik Ganeshutsav Mandal |
| | | Mulund - Sargam Mitra Mandal |
| | | Mumbai Central - Belasis Road, B.I.T. Chawl |
| | | Parel - Sarvajanik Ganeshutsav Mandal Bal Gopal Mandal |
| | | Santacruz (East) - Milan Subway, Neet & Geet Society |
| | | Vikhroli - Balmitra Kala Mandal |
| | | Wadala - G.B.S. Sarvajanik Ganeshutsav Mandal, Shree Ram Mandir |

| Sr. No. | City | Location name (details) |
|---------|-------------|--|
| 2. | Navi Mumbai | Airoli - Traffic Police Chouki (before Mulund Airoli Bridge) |
| | | CBD Belapur - MGM Hospital Chowk, Near Police Chowki |
| | | Kopar Khairane - Sector-10, D-Mart Main Road |
| | | Uran - Ganpati Chowk |
| | | Vashi - Shivaji Chowk Near Bus Depot |
| 3. | Thane | Gokhale Road-Malhar Cinema |
| | | Jambli Naka- Lake immersion Point |
| | | Main Road- Gaondevi Mandir, Naupada |
| | | Wagle Estate- Raila Devi Lake |
| | | Court Naka |
| | | Mental Hospital |
| | | Bedekar Hospital |
| | | Kalwa- Chatarpati Shivaji Maharaj Hospital |
| 4. | Pune | Shivaji Nagar (Sakhar Sankul) |
| | | Karve Road (Nul stop) |
| | | Swar Gate (Tilak Road) |
| | | Satara Road (Balaji Nagar) |
| | | Shaniwar Peth (Shanivar Wada) |
| | | Yerawada (Near Gunjan Theatre) |
| | | Laxmi Road (Shagun Chowk) |
| | | Kothrud (Near Shivaji Putala) |
| | | Mahatma Phule Madai (Near Mandai) |
| | | Sarus Baug (Mitra Mandal Chowk) |
| | | Hadapsar (Nera Bhaji Mandai) |
| | | Parvati |
| | | Koregaon Park |
| | | Khadaki (Near Bazar) |
| | | M G Road (Babajan Chowk) |

| Sr. No. | City | Location name (details) |
|----------------|-------------------|---|
| | | University Road Chowk |
| | | Aundh Parihar Chawk |
| | | VishrantWadi |
| 5. | Nashik | Nashik Road/ Ramkund on - 12.09.2019 |
| | | Panchvati/ Near Ashok Stambh on - 12.09.2019 |
| | | Civil Hospital / Near Gadge Maharaj Statue on - 12.09.2019 |
| | | Trimurty Chowk / River Bank of Waldevi on - 12.09.2019 |
| | | Satpur Bus Stand / CIDCO (Behind PF Off.) on - 12.09.2019 |
| 6. | Aurangabad | Gulmandi |
| | | City Chowk |
| | | Kranti Chowk |
| | | CIDCO Residential |
| | | Usmanpura |
| 7. | Nagpur | Ramdaspath (KRIMS Hospital) /(Sonegaon lake on - 12.09.2019) |
| | | Cotton Market (Jayshree Talkies) / (Gandhisagar on - 12.09.2019) |
| | | Golibar Chauk / (Futala lake on - 12.09.2019) |
| | | Reshimbag (Saraswati Vidyalaya) / (Sakkardara lake on - 12.09.2019) |
| | | Gandhiputala (Taori TV Showroom) / (Naik lake on - 12.09.2019) |
| 8. | Kalyan | Khadakpada Chawk |
| | | Shivaji Chawk |
| | | Ulhasnagar Station |
| 9. | Amaravati | Bhudhwara |
| | | Rajkamal Square |
| | | Irvin Hospital Square |
| 10. | Jalgaon | Subhash Chowk |
| | | Shashtri Tower Chowk |

| Sr. No. | City | Location name (details) |
|---------|-------------------|--|
| | | Shanipeth Police Station |
| 11. | Kolhapur | Rajaram Puri (Near Rajaram Puri) |
| | | Mahalaxmi Mandir |
| | | Khas Baug Maidan (Near Khas Baug Maidan) |
| 12. | Sangli | Miraj Market |
| | | Vishram Baug Chawk |
| | | Gandhi Putala (Ganpati Peth) |
| 13. | Mira-Bhyander | Bhakti Vedant Hospital, Tenkar pada |
| | | Golden police Chawki |
| | | Shivaji Chak Kashi meera |
| 14. | Vasai-Virar | Range office, Satwali, Vasai East |
| | | Valiv phata, Vasai East |
| | | N.B. Estate, Virar West |
| 15. | Ulhasnagar | Gaol Maidan (Commecial & Residentail) |
| | | Doodh Naka, Ulhasnagr sector 5 |
| | | CHM college |
| 16. | Bhiwandi-Nizampur | Dhamankar Naka |
| | | Indira Gandhi Memorial Hospital |
| | | Shelar Near Nadi naka |
| 17. | Chnadrapur | Govt. Hospital |
| | | Gandhi Square |
| | | Jatpura Gate |
| 18. | Nanded-Waghala | Ganesh Nagar, Municipal Corpartion, Nanded |
| | | Shivaji Nagar |
| | | Shree Guru Govindsing Govt. Medical College & Hospital, Shivaji Putala, Nanded |
| 19. | Ahmednagar | Kotala Chawk |
| | | Chitale Road |
| | | Old Bus Stand |

| Sr. No. | City | Location name (details) |
|---------|------------------|---|
| 20. | Dhule | Agrasen Chawk |
| | | Fulwala Chawk |
| | | Santoshi Mata Chawk |
| 21. | Malegaon | Mosampur |
| | | Satana Naka |
| | | Malegaon Camp |
| 22. | Pimpri-Chinchwad | Chaphekar Chawk, Chinchwad Gaon |
| | | Shanti Nagar (Pimri) |
| | | Bosari Gaonthan |
| 23. | Parbhani | Shivaji Chawk |
| | | Shivaji Maharaj Putala, (near S.P. Office) |
| | | Raigad Corner, Jintur road |
| 24. | Latur | Ganjgolai |
| | | Kesharaj High school, Sham nagar, Amba Jogai Road |
| | | Aadarsh Colony, Ausa Road |
| 25. | Akola | Collector Office |
| | | Civil line Chawk / Ratanlal plot |
| | | City Kotawali Chawk near police station |
| 26. | Solapur | Balives |
| | | Ashok Chowk |
| | | Hotgi and Vijapur road |
| | | Saat Rastta Railway Station |
| 27. | Panvel | Utsav Chowk, Kharghar |
| | | Old Panvel, Panvel Corporation Building |
| | | Khanda Colony, New Panvel |

ANNEXURE II

Annexure II - Noise Pollution (R & C) Rules, 2000 amendment dt. 21st April 2009

ध्वनी प्रदूषण (नियंत्रण व नियमन) नियम, २०००
ची प्रभावीपणे अंमलबजावणी करण्यासाठी
प्राधिकरणाची नियुक्ती करण्याबाबत

महाराष्ट्र शासन

पर्यावरण विभाग, मंत्रालय,

शासन निर्णय क्रमांक : ध्वनीप्र-२००९/प्र.क्र.९५/तांक-१

नविन प्रशासन भवन, १५ वा मजला, मादाम कामा रोड, मुंबई - ४०० ०३२

दिनांक: २१ एप्रिल, २००९

- वाचा - १) शासन निर्णय क्रमांक : ध्वनीप्र-२०००/प्र.क्र.२४/तांक ३, दिनांक १६ ऑगस्ट, २००० आणि दिनांक १५ जून, २००१
२) मे. उच्च न्यायालयाच्या मुंबई खंडपीठामध्ये दाखल करण्यात आलेल्या सार्वजनिक हिताच्या याचिका क्र. (१) २०५३/२००३, (२) ७४/२००७, (३) ८५/२००७ आणि (४) १/२००९ मधील दिनांक २६/२/२००९ चे आदेश

प्रस्तावना :-

पर्यावरण विभाग, शासन निर्णय क्र. एन.पी./२०००/२४/क्र.३, दिनांक १६/८/२००० व दिनांक १५/०६/२००१ रोजी ध्वनी प्रदूषण (नियंत्रण व नियमन) नियम, २००० च्या २ (क) नुसार, राज्यातील पोलीस आयुक्त असलेल्या शहरामध्ये पोलीस उप आयुक्त व इतर ठिकाणी जिल्हा पोलीस अधिक्षक यांना एक सदस्य प्राधिकरण म्हणून ध्वनी प्रदूषण नियमाची अंमलबजावणी करण्यासाठी नियुक्ती करण्यात आली आहे.

मा. उच्च न्यायालय, मुंबई खंडपीठाने वरील याचिकांमध्ये महाराष्ट्र शासन व इतर विभागांनी ध्वनी प्रदूषण (नियंत्रण व नियमन) नियम, २००० ची प्रभावी अंमलबजावणी करण्याकरीता दिनांक २६/२/२००९ रोजी ठराविक निर्देश दिलेले आहेत. त्यानुसार स्थानिक स्वराज्य संस्थांनी शहरी भागात शांतता झोन जाहीर करणे आवश्यक आहे.

शासन निर्णय :-

१) मा. उच्च न्यायालयाच्या आदेशानुसार तसेच ध्वनी प्रदूषण (नियंत्रण व नियमन) नियम, २००० च्या कलम ३ (५) नुसार स्थानिक स्वराज्य संस्थांनी शहरी भागात शांतता झोन त्वरीत जाहीर करून योग्य ते आदेश काढावेत. तसेच शहरात शांतता झोनचे फलक लावून आदेशाची प्रभावी अंमलबजावणी करण्यासाठी योग्य ती प्रसिध्दी करावी.

- १) शैक्षणिक संस्थांच्या सभोवताली १०० मीटर क्षेत्र
- २) सर्व न्यायालयाच्या सभोवताली १०० मीटर क्षेत्र
- ३) रुग्णालयाच्या सभोवताली १०० मीटर क्षेत्र

२) ध्वनी प्रदूषणाची वाढती पातळी व निरनिराळे प्रदूषण स्रोत विचारात घेता, शासनाच्या निरनिराळ्या विभागांनी सद्यस्थितीत ते राबवीत असलेल्या नियमाद्वारे ध्वनी प्रदूषण नियंत्रण व नियमनाची अंमलबजावणी करावी. त्याकरिता परिशिष्ट १ मध्ये नमूद केल्याप्रमाणे, शासनाच्या संबंधित विभागांच्या अधिपत्याखालील संस्थांच्या अधिकाऱ्यांना पदनाम प्राधिकरण म्हणून जाहीर करण्यात येत आहे. याबाबत संबंधीत

रौटा/इच-०१००[४००-४-२००९]-१

विभागांनी स्वतंत्र आदेश निर्गमित करावेत. सदर प्राधिकरण, ते राबवित असलेल्या नियमांच्या तरतुदीनुसार तसेच ध्वनी प्रदूषण (नियंत्रण व नियमन) नियम, २००० च्या तरतुदीनुसार ध्वनी प्रदूषण नियंत्रण व नियमनाची कार्यवाही करण्यास सक्षम असेल.


A.

३) ध्वनी प्रदूषण करणारे उपकरणे / स्रोत जसे D.G. Sets (15-500 KVA); Coal Washeries ; Fire Crackers Generator Sets with Diesel (upto 1000 KVA) manufactured on or after 1st July, 2003 ; Vehicles at manufacturing stage from the year, 2003 and 1st April, 2005 respectively as well as Noise Limits for Automobiles and Domestic appliances and construction equipments at the manufacturing stage laid down under the provisions of the Environment (Protection) Act, 1986 and Rules made there under इत्यादींची, सभोवतालच्या हवेतील ध्वनी प्रदूषण गुणवत्तेच्या विहित मर्यादा परिशिष्ट २ मध्ये नमूद केल्याप्रमाणे असेल.

४) या शासन निर्णयान्वये, पर्यावरण विभागाने यापूर्वी दिनांक १६ ऑगस्ट, २००० आणि दिनांक १५ जून, २००१ रोजी या विषयाबाबत निर्गमित केलेला शासन निर्णय खारीज करण्यात येत आहे. हा शासन निर्णय निर्गमित झाल्याच्या दिनांकापासून लागू राहील.

महाराष्ट्राचे राज्यपाल यांच्या आदेशानुसार व नावाने.

B.


(ग.नि.वराडे)

संचालक (पर्यावरण)

प्रत माहितीसाठी :-

मा.मुख्यमंत्र्यांचे प्रधान सचिव

मा.उपमुख्यमंत्र्यांचे प्रधान सचिव

मा. मुख्यसचिव

अतिरिक्त मुख्यसचिव, गृह विभाग, मंत्रालय

अतिरिक्त मुख्यसचिव, सार्वजनिक आरोग्य विभाग, मंत्रालय

प्रधान सचिव (अ. व सु.), गृह विभाग

प्रधान सचिव, नगर विकास विभाग (१), मंत्रालय

प्रधान सचिव, नगर विकास विभाग (२), मंत्रालय

प्रधान सचिव, महसूल विभाग, मंत्रालय

प्रधान सचिव, उच्च व तंत्रशिक्षण विभाग, मंत्रालय,

प्रधान सचिव, शालेय शिक्षण विभाग, मंत्रालय

सचिव, गृह विभाग (परिवहन),

सचिव, पर्यावरण

मा. मंत्री (पर्यावरण), यांचे खाजगी सचिव,

मा. राज्यमंत्री (पर्यावरण), यांचे खाजगी सचिव,

सर्व मा. मंत्री / राज्यमंत्री यांचे खाजगी सचिव

सर्व जिल्हाधिकारी

सर्व पोलीस आयुक्त / उप आयुक्त

सर्व जिल्हा पोलीस अधिक्षक / उप अधिक्षक

पर्यावरण विभाग सर्व अधिकारी / कार्यासन / निवडनस्ती - तांक १

परिशिष्ट - १

एच-०१०० -१३

ध्वनी प्रदूषण व नियमन व नियंत्रणाची अंमलबजावणी करण्यासाठी शासनाच्या अधिपत्याखाली असलेल्या संस्थांमधील संबंधित अधिका-याची पदनाम प्राधिकरण म्हणून नियुक्ती

| Sr. No | Officer /Agency | Concerned Department | Duties |
|--------|--|--|--|
| 1. | District Magistrate, Sub-Divisional Magistrate, | Revenue | Corresponding Rules for the enforcement of the Noise Pollution Control measures within their respective jurisdiction. |
| 2. | Police Commissioner or any other officer not below the rank of the Deputy Superintendent of Police designated for the maintenance of Ambient Air Quality Standards, as mentioned in the Rule 2(c) of Noise Pollution(Regulation and Control) Rules, 2000. | Home | The Police Authorities will be responsible for initiating further legal actions in respect of the violations.. |
| 3. | Municipal Commissioner, Additional/Deputy Municipal Commissioner/ Chief Officer of Municipal Council/Committee Govt. of Maharashtra not below the rank of the Deputy Superintendent of Police. | Urban Development | <p>Corresponding Rules for the enforcement of noise standards laid down under the Environment (Protection) Rules, 1986 at source for construction projects, utilities for buildings (ACs, DG sets etc.), domestic appliances, development and other activities in their jurisdiction.</p> <p>The urban local bodies shall be responsible for demarcation of the silent zones as per the Noise Rules, 2000 and displaying the same adequately.</p> <p>The urban local bodies shall include an Action Plan for noise control in the Environmental Status Report submitted by them annually, including noise monitoring and noise mapping studies.</p> <p>The Local Body and Urban Development Deptt., Govt. of Maharashtra will not grant any permissions for development activities in consistent with or in conflict with the categorization of zone. In case of overlapping zones, stringent standards will prevail over in that particular area.</p> |
| 4. | Registrar /Head Master of the Educational Institutions duly approved by the concerned Government not below the rank of the Deputy Superintendent of Police | Higher & Technical Education/ School Education | Corresponding Rules for the enforcement and maintenance of the Ambient Noise Standards laid down for domestic appliances, automobiles etc. in respect of any activity in its jurisdiction. |
| 5. | Dean/Superintendent of the Government Hospitals not below the rank of the Deputy Superintendent of Police | Public Health | Corresponding Rules for the enforcement and maintenance of the Ambient Noise Standards laid down for domestic appliances, automobiles etc. in respect of any activity in its |

| | | | |
|----|---|-----------------------------|--|
| 6. | Head of M.M.R.D.A., M.S.R.D.C., C.I.D.C.O., having local jurisdiction constituted under various Laws and Public Works Department. | Urban Development | <p>jurisdiction.</p> <p>Corresponding Rules for the enforcement and maintenance of Noise Standards laid down under the Environment (Protection) Rules, 1986 at source for construction projects, utilities for buildings (ACs, DG sets etc.), domestic appliances, development and other activities in their jurisdiction</p> <p>These Developmental Authorities should include adequate noise abatement measures in their project activities such as noise barriers to the bridges and flyovers, tree plantation for roads etc.</p> |
| 7. | Member Secretary and any officer Maharashtra Pollution Control Board not below the rank of the Deputy Superintendent of Police | Environment Department | <p>(i) Monitoring of Ambient Noise Levels in case of specific requests from other authorities referred in the table and communicating the results to the respective Authorities for further necessary action at their end.</p> <p>(ii) For the enforcement of Noise Pollution Control Measures and Standards in industrial areas.</p> |
| 8. | <p>(i) Any officer from the State Transport Department / Deputy Regional Transport Officer in their respective jurisdiction not below the rank of the Deputy Superintendent of Police</p> <p>(ii) Head of Maharashtra State Road Transport Corporation or any officer/ Depot Manager not below the rank of the Deputy Superintendent of Police.</p> <p>(iii) Traffic Police Authorities not below the rank of the Deputy Superintendent of Police</p> | Home Department (Transport) | <p>Enforcement and maintenance of the Noise Standards laid down under Environment (Protection) Rules, 1986 and Motor Vehicles Act, 1939 for the new and operating vehicles within their respective jurisdiction.</p> <p>The noise levels generated by the in-use vehicles should be monitored while grant of Pollution Under Control Certificate.</p> |

परिशिष्ट- २

Schedule
(Under rule 3(1) and 4(1)) of Noise Pollution (Control and Regulation) Rules, 1999

Ambient Air Quality Standards in respect of Noise

| Area Code | Category of Area/Zone | Limits in dB(A) Leq* | |
|-----------|-----------------------|----------------------|------------|
| | | Day Time | Night Time |
| (A) | Industrial Area | 75 | 70 |
| (B) | Commercial Area | 65 | 55 |
| (C) | Residential Area | 55 | 45 |
| (D) | Silence Zone | 50 | 40 |

- i. Day time shall mean from 6.00 a.m. to 10.00 p.m.
- ii. Night time shall mean from 10.00 p.m. to 6.00 a.m.
- iii. Silence Zone is defined as an area comprising not less than 100 meters around hospitals, educational institutions and courts. The silence zones are zones which are declared as such by the competent authority.
- iv. Mixed categories of areas may be declared as one of the four above mentioned categories by the competent authority.

*dB(A) Leq denotes the time weighted average of the level of sound in decibels on scale A which is relatable to human hearing.

A "decibel" is a unit in which noise is measured.

"A", in dB(A) Leq, denotes the frequency weighting in the measurement of noise and corresponds to frequency response characteristics of the human ear.

Leq : It is an energy mean of the noise level, over a specified period.

2. Standards / Guidelines for control of Noise Pollution from Stationary Diesel Generator (DG) Sets.

(A) Noise Standards for DG sets (15-500 KVA)

The total sound power level, L_w of a DG set should be less than, $94 + 10 \log_{10} (KVA)$, dB(A), at the manufacturing stage, where, KVA is the nominal power rating of a DG set. This level should fall by 5 dB(A) every five years, till 2007, i.e. in 2002 and then in 2007

(B) Mandatory acoustic enclosure/acoustic treatment of room for stationary DG sets (5KVA and above).

Noise from the D.G. Set should be controlled by providing an acoustic enclosure or by treating the room acoustically.

The acoustic enclosure / acoustic treatment of the room should be designed for minimum 25 dB (A) Insertion Loss or for meeting the ambient noise standards, whichever is on the higher side (if the actual ambient noise is on the higher side, it may not be possible to check the performance of the acoustic enclosure/acoustic treatment. Under such circumstances, the performance may be checked for noise reduction upto actual ambient noise level, preferably in the night time). The measurement for Insertion Loss may be done at different points at 0.5 m from the acoustic enclosure/room, and then averaged.

The DG set should also be provided with proper exhaust muffler with insertion loss of minimum 25dB (A).

- A. (C) **Guidelines for the manufacturers/users of DG sets (5 KVA and above).**
01. The manufacturer should offer to the user a standard acoustic enclosure of 25 dB(A) Insertion Loss and also a suitable exhaust muffler, with Insertion Loss of 25 dB(A).
 02. The user should make efforts to bring down the noise levels due to the D.G. set, outside his premises, within the ambient noise requirements by proper siting and control measures.
 03. The manufacturer should furnish noise power levels of the unsilenced DG sets as per standards prescribed under (A).
 04. The total sound power level of a D.G. set, at the user's end, shall be within 2 dB(A) of the total sound power level of the DG set, at the manufacturing stage as prescribed under (A).
 05. Installation of a DG set must be strictly in compliance with the recommendations of the DG set manufacturer.
 06. A proper routine and preventive maintenance procedure for the DG set should be set and followed in consultation with the DG set manufacturer, which would help to prevent noise levels of the DG set from deteriorating with use.

3. Noise Level Standards for Coal Washeries

Operational / Working Zone -- not to exceed 85 dB(A) Leq for 8 hours exposure.

The Ambient Air Quality Standards in respect of noise as notified under Environment (Protection) Rules, 1986 shall be followed at the boundary line of the coal washery.

Code of Practice of Coal Washery

Water or Water mixed chemical shall be sprayed at all strategic coal transfer points such as conveyors, loading/unloading points etc. As far as practically possible conveyors, transfer points etc. shall be provided with enclosures.

- * The crushers/pulverizers of the coal washeries shall be provided with enclosures, fitted with suitable air pollution control measures and finally emitted through a stack of minimum height of 30m, conforming particulate matter emission standards of 150 mg/Nm³ or provided with adequate water sprinkling arrangement.
- * Water sprinkling by using fine atomizer nozzles arrangement shall be provided on the coal heaps and on land around the crushers/pulverisers.
- * Area, in and around the coal washery shall be pucca either asphalted or concreted.
- * Water consumption in the coal washery shall not exceed 1.5 cubic meter per tonne of coal.
- * The efficiency of the settling ponds of the waste water treatment system of the coal washery shall not be less than 90%.
- * Green belt shall be developed along the road side, coal handling plants, residential complex, office building and all around the boundary line of the coal washery.
- * Storage bunkers, hoppers, rubber decks in chutes and centrifugal chutes shall be provided with proper rubber linings.

* Vehicles movement in the coal washery area shall be regulated effectively to avoid traffic congestion. High pressure horn shall be prohibited. Smoke emission from heavy duty vehicle operating in the coal washeries should conform the standards prescribed under Motor Vehicle Rules, 1989.

4. Noise Standards for fire-crackers

- A.(i) The manufacturer, sale or use of fire-crackers generating noise level exceeding 125 dB(A) or 145 dB(C)_{pk} at 4 meters distance from the point of bursting shall be prohibited.
- (ii) For individual fire-cracker constituting the series (joined fire crackers), the above mentioned limit be reduced by $5 \log_{10} (N)$ dB, where N=Number of crackers joined together.
- B. The broad requirements for measurement of noise from fire-crackers shall be-
- (i) The measurements shall be made on a hard concrete surface of minimum 5 meter diameter or equivalent.
- (ii) The measurement shall be made in free field conditions i.e., there shall not be any reflecting surface upto 15 meter distance from the point of bursting.
- (iii) The measurement shall be made with an approved sound level meter.
- C. The Department of Explosives shall ensure implementation of these standards.

5. Noise Limits for Generator Sets run with diesel

Noise limit for diesel generator sets (upto 1000 KVA) manufactured on or after 1st July, 2003

The maximum permissible sound pressure level for new diesel generator (DG) sets with rated capacity upto 1000 KVA, manufactured on or after the 1st July, 2003 shall be 75 dB(A) at 1 meter from the enclosure surface.

The diesel generator sets should be provided with integral acoustic enclosure at the manufacturing stage itself.

The implementation of noise limit for these diesel generator sets shall be regulated as given in below mentioned paragraph.

Requirement of certification

Every manufacturer of engine or every importer of engine or product must have valid certificates of Type Approval and certificates of Conformity of Production for each year, for all engine models being manufactured or for all engines or product models being imported, after the effective date with the emission limit as specified in earlier paragraph.

6. (1) Noise limits for vehicles applicable at manufacturing stage
from the year, 2003.

| Sr.No. | Type of Vehicle | Noise Limits dB(A) | Date Implementation of |
|--------|--|--------------------|-------------------------------|
| (1) | (2) | (3) | (4) |
| 1. | Two Wheeler | | 1 st January, 2003 |
| | Displacement upto 80 cm ³ | 75 | |
| | Displacement more than 80 cm ³ but upto 175 cm ³ | 77 | |
| | Displacement more than 175 cm ³ | 89 | |
| 2. | Three Wheeler | | 1 st January, 2003 |
| | Displacement upto 175 cm ³ | 77 | |
| | Displacement more than 175 cm ³ | 80 | |
| 3. | Passenger Car | 75 | 1 st January, 2003 |
| 4. | Passenger or Commercial Vehicles | | 1 st July, 2003 |
| | Gross vehicle weight upto 4 tonnes | 80 | |
| | Gross vehicle weight more than 4 tonnes but upto 12 tonnes | 83 | |
| | Gross vehicle weight more than 12 tonnes | 85 | |

(2) Noise Limits for vehicles at manufacturing stage applicable on and from 1st April, 2005

| Sr.No. | Type of vehicles | Noise Limits |
|--------|--|--------------|
| 1.0 | Two Wheelers | |
| 1.1 | Displacement upto 80 cc | 75 |
| 1.2 | Displacement more than 80 cc but upto 175 cc | 77 |
| 1.3 | Displacement more than 175 cc | 80 |
| 2.1 | Three Wheelers | |
| 2.1 | Displacement upto 175 cc | 77 |
| 2.2 | Displacement more than 175 cc | 80 |
| 3.0 | Vehicles used for the carriage of passengers and capable of having not more than nine seats, including the driver's seat | 74 |
| 4.0 | Vehicles used for the carriage of passengers having more than nine seats including the driver's seat and a maximum Gross Vehicle Weight (GVW) of more than tonnes | |
| 4.1 | With an engine power less than 150KW | 78 |
| 4.2 | With an engine power of 150 KW or above | 80 |
| 5.0 | Vehicles used for the carriage of passengers having more than nine seats including the driver's seat: Vehicle used for the carriage of goods. | |
| 5.1 | With a maximum GVW not exceeding 2 tonnes | 76 |
| 5.2 | With a maximum GVW greater than 3 tonnes but not exceeding 3.5 tonnes | 77 |
| 6.0 | Vehicles used for the transport of goods with a maximum GVW exceeding 3.5 tonnes | |
| 6.1 | With an engine power less than 75 KW | 77 |
| 6.2 | With an engine power of 75 KW or above but less than 150KW | 78 |
| 6.3 | With an engine power of 150 KW or above | 80 |

7. Noise Standards Part E:-

A. Noise limits for Automobiles (Free Field Distance at 7.5 meter in dB(A) at the manufacturing stage.

| | | |
|-----|---|----|
| (a) | Motorcycle, Scooters and Three Wheelers | 80 |
| (b) | Passenger Cars | 82 |
| (c) | Passenger or Commercial vehicles upto 4 MT | 85 |
| (d) | Passenger or Commercial vehicles above 4 MT and Upto 12 MT | 89 |
| (e) | Passenger or Commercial vehicles exceeding 12 MT | 91 |

B. Domestic appliances and construction equipments at the manufacturing stage to be achieved by 31st December, 1993.

| | | |
|-----|--|-------|
| (a) | Window Air Conditioners of 1 ton to 1.5 ton | 68 |
| (b) | Air Coolers | 60 |
| (c) | Refrigerators | 46 |
| (d) | Diesel generator of domestic purposes | 85-90 |
| (e) | Compactors (rollers), Front Loaders, Concrete Mixers, Cranes (moveable), Vibrators and Saws | 75 |

ANNEXURE III

Annexure III - Noise Levels during Ganesh Festival for last 2 years in different cities of Maharashtra

| | 2-Sep-19 | | | 13-Sep-18 | | | 3-Sep-19 | | | 14-Sep-18 | | | 6-Sep-19 | | | 17-Sep-18 | | | 8-Sep-19 | | | 19-Sep-18 | | | 12-Sep-19 | | | 23-Sep-18 | | |
|-------------------------|----------|------|-----------------|-----------|------|-----------------|----------|------|-----------------|-----------|------|-----------------|----------|------|-----------------|-----------|------|-----------------|----------|------|-----------------|-----------|------|-----------------|-----------|------|-----------------|-----------|------|-----------------|
| Location name (details) | Max | Min | L _{eq} | Max | Min | L _{eq} | Max | Min | L _{eq} | Max | Min | L _{eq} | Max | Min | L _{eq} | Max | Min | L _{eq} | Max | Min | L _{eq} | Max | Min | L _{eq} | Max | Min | L _{eq} | Max | Min | L _{eq} |
| | | | | | | | | | | | | | | | | | | | | | | | | | | | | | | |
| Andheri | 81.9 | 69.7 | 77.2 | 76.3 | 69.3 | 74.0 | 77.3 | 71.0 | 74.3 | 82.3 | 69.6 | 78.3 | 80.2 | 69.1 | 76.3 | 81.8 | 65.7 | 75.1 | 88.1 | 67.0 | 82.2 | 93.7 | 76.8 | 88.6 | 86.2 | 70.5 | 84.1 | 99.9 | 95.4 | 97.5 |
| Bandra | 75.2 | 63.1 | 72.3 | 71.6 | 68.3 | 70.1 | 93.7 | 74.9 | 90.3 | 79.6 | 67.0 | 76.9 | 75.5 | 70.4 | 72.6 | 85.2 | 60.9 | 76.4 | 83.4 | 61.7 | 77.6 | 86.9 | 62.5 | 81.7 | 78.1 | 62.0 | 75.5 | 94.1 | 75.1 | 91.6 |
| Bhandup | 67.2 | 61.9 | 65.2 | 74.5 | 71.0 | 72.9 | 85.6 | 71.2 | 80.8 | 89.0 | 75.0 | 83.9 | 81.3 | 71.6 | 78.5 | 98.3 | 91.1 | 69.1 | 84.7 | 78.0 | 82.7 | 89.2 | 79.9 | 85.7 | 85.7 | 61.3 | 78.7 | 88.8 | 82.7 | 86.5 |
| Borivali | 78.4 | 52.6 | 73.7 | 72.6 | 50.2 | 66.7 | 87.8 | 65.9 | 82.7 | 87.0 | 74.4 | 82.3 | 67.1 | 60.4 | 63.8 | 84.8 | 68.3 | 80.8 | 87.4 | 71.9 | 83.0 | 84.5 | 70.5 | 81.1 | 99.0 | 73.2 | 94.8 | 92.5 | 64.5 | 86.7 |
| Byculla | 82.1 | 63.8 | 78.1 | 69.9 | 62.5 | 67.6 | 88.4 | 81.0 | 85.7 | 96.0 | 70.0 | 88.9 | 74.3 | 66.7 | 71.8 | 74.9 | 70.2 | 72.3 | 76.5 | 70.0 | 74.0 | 83.8 | 70.1 | 80.4 | 95.7 | 72.4 | 88.8 | 93.3 | 82.0 | 91.3 |
| Chembur (East) | 77.2 | 71.2 | 74.2 | 81.9 | 66.9 | 76.6 | 71.9 | 58.6 | 67.0 | 94.2 | 72.1 | 88.9 | 69.2 | 65.6 | 67.4 | 82.0 | 71.4 | 78.2 | 79.2 | 70.7 | 77.4 | 78.4 | 72.4 | 75.9 | 77.8 | 70.7 | 74.7 | 97.1 | 82.6 | 95.2 |
| Chembur (West) | 85.7 | 65.0 | 79.1 | 76.7 | 67.4 | 73.6 | 78.2 | 72.5 | 76.1 | 102.5 | 79.8 | 96.8 | 95.5 | 65.2 | 87.8 | 72.6 | 55.7 | 67.0 | 78.2 | 58.8 | 73.8 | 75.5 | 61.7 | 72.5 | 84.4 | 60.2 | 77.9 | 88.3 | 77.9 | 83.6 |
| Chinchpokali (E) | 79.4 | 63.5 | 76.1 | 83.0 | 70.6 | 79.5 | 63.1 | 56.1 | 61.3 | 97.5 | 66.6 | 90.8 | 76.1 | 69.1 | 72.6 | 77.1 | 68.3 | 73.6 | 79.5 | 55.6 | 73.7 | 82.1 | 61.9 | 76.6 | 93.6 | 73.7 | 89.6 | 105.8 | 86.8 | 100.6 |
| Chinchpokali (W) | 74.3 | 60.3 | 69.9 | 83.6 | 73.0 | 80.3 | 73.2 | 65.9 | 70.8 | 100.1 | 82.3 | 96.5 | 86.4 | 80.5 | 85.1 | 81.9 | 78.0 | 79.9 | 83.8 | 58.7 | 77.1 | 79.2 | 68.1 | 76.6 | 97.2 | 65.0 | 93.1 | 105.2 | 85.8 | 100.3 |
| Dadar (East) | 73.7 | 62.7 | 70.2 | 69.7 | 49.0 | 65.6 | 72.1 | 66.4 | 70.2 | 85.9 | 76.1 | 83.7 | 77.9 | 58.8 | 74.0 | 90.4 | 76.6 | 86.9 | 83.4 | 64.6 | 79.1 | 67.4 | 61.0 | 64.8 | 86.3 | 72.8 | 82.0 | 100.4 | 89.5 | 97.7 |

| | 2-Sep-19 | | | 13-Sep-18 | | | 3-Sep-19 | | | 14-Sep-18 | | | 6-Sep-19 | | | 17-Sep-18 | | | 8-Sep-19 | | | 19-Sep-18 | | | 12-Sep-19 | | | 23-Sep-18 | | |
|-------------------------|----------|------|-----------------|-----------|------|-----------------|----------|------|-----------------|-----------|------|-----------------|----------|------|-----------------|-----------|------|-----------------|----------|------|-----------------|-----------|------|-----------------|-----------|------|-----------------|-----------|------|-----------------|
| | Max | Min | L _{eq} | Max | Min | L _{eq} | Max | Min | L _{eq} | Max | Min | L _{eq} | Max | Min | L _{eq} | Max | Min | L _{eq} | Max | Min | L _{eq} | Max | Min | L _{eq} | Max | Min | L _{eq} | Max | Min | L _{eq} |
| Location name (details) | | | | | | | | | | | | | | | | | | | | | | | | | | | | | | |
| Dadar (West) | 81.1 | 66.3 | 77.6 | 75.4 | 63.7 | 69.4 | 70.0 | 63.6 | 67.7 | 83.1 | 69.6 | 79.4 | 72.6 | 57.1 | 66.9 | 82.7 | 73.6 | 80.4 | 85.9 | 67.1 | 82.4 | 77.4 | 64.1 | 74.6 | 79.7 | 73.2 | 76.8 | 80.2 | 74.2 | 78.1 |
| Elphinstone | 73.7 | 69.3 | 71.5 | 74.6 | 61.0 | 71.3 | 76.4 | 72.4 | 75.0 | 88.3 | 79.7 | 85.5 | 78.9 | 69.1 | 74.5 | 61.9 | 51.9 | 58.7 | 88.6 | 66.2 | 84.1 | 74.3 | 66.1 | 72.0 | 79.5 | 72.4 | 75.7 | 82.4 | 74.6 | 78.3 |
| Ghatkopar | 82.0 | 70.1 | 76.7 | 74.3 | 68.9 | 72.1 | 83.6 | 69.3 | 79.4 | 88.4 | 73.2 | 82.7 | 77.5 | 74.9 | 76.2 | 83.4 | 77.2 | 81.6 | 82.4 | 64.6 | 78.8 | 77.2 | 64.8 | 74.1 | 81.0 | 71.4 | 75.9 | 85.6 | 78.5 | 82.9 |
| Girgaon Chowpati | 78.9 | 70.2 | 74.3 | 74.6 | 67.8 | 72.5 | 86.7 | 67.9 | 82.0 | 80.2 | 63.2 | 76.3 | 74.2 | 72.3 | 73.3 | 85.3 | 79.6 | 83.3 | 85.1 | 67.6 | 82.6 | 80.5 | 69.1 | 77.7 | 77.8 | 70.7 | 75.1 | 86.9 | 73.5 | 84.1 |
| Grant Road | 79.4 | 68.9 | 76.1 | 79.6 | 65.3 | 76.6 | 82.5 | 59.7 | 78.4 | 85.9 | 82.5 | 84.6 | 76.3 | 72.3 | 74.7 | 84.7 | 71.8 | 79.7 | 84.4 | 68.7 | 81.6 | 87.1 | 74.4 | 83.2 | 79.2 | 67.8 | 73.5 | 92.6 | 70.1 | 85.8 |
| Juhu Chowpati | 78.5 | 68.4 | 74.7 | 81.5 | 73.9 | 79.3 | 80.5 | 63.1 | 77.1 | 86.7 | 72.6 | 83.2 | 82.6 | 71.9 | 79.6 | 82.9 | 74.3 | 78.4 | 82.8 | 73.2 | 79.1 | 80.5 | 72.7 | 77.1 | 80.3 | 65.3 | 75.6 | 107.5 | 93.6 | 103.8 |
| Kandivali (East) | 66.2 | 62.0 | 64.5 | 77.7 | 75.3 | 77.2 | 82.2 | 62.0 | 78.0 | 81.8 | 65.3 | 77.9 | 84.3 | 64.3 | 77.7 | 78.1 | 72.8 | 75.9 | 79.4 | 63.1 | 76.6 | 87.4 | 76.3 | 83.0 | 74.1 | 65.8 | 70.9 | 99.4 | 84.3 | 94.7 |
| Kandivali (W) | 68.0 | 57.3 | 63.3 | 80.7 | 73.3 | 78.6 | 81.5 | 56.8 | 76.9 | 83.6 | 71.5 | 79.3 | 85.5 | 82.6 | 84.4 | 80.6 | 75.5 | 78.7 | 82.2 | 69.1 | 78.3 | 77.2 | 57.5 | 72.2 | 76.3 | 64.2 | 74.3 | 92.5 | 69.6 | 87.9 |
| Khar | 78.9 | 61.6 | 71.9 | 78.4 | 72.4 | 75.8 | 73.5 | 61.1 | 69.1 | 75.8 | 63.9 | 72.0 | 86.7 | 69.7 | 81.6 | 83.1 | 75.1 | 80.6 | 85.4 | 61.6 | 80.2 | 78.8 | 66.5 | 74.6 | 77.6 | 68.7 | 74.2 | 100.7 | 91.0 | 98.7 |
| Mulund | 76.3 | 66.5 | 71.9 | 83.2 | 57.9 | 76.4 | 80.8 | 64.5 | 76.0 | 83.9 | 69.9 | 80.2 | 82.4 | 71.6 | 79.6 | 81.2 | 72.4 | 76.7 | 88.5 | 67.1 | 81.9 | 80.7 | 76.9 | 78.7 | 71.4 | 60.2 | 68.6 | 96.6 | 75.4 | 90.9 |

| | 2-Sep-19 | | | 13-Sep-18 | | | 3-Sep-19 | | | 14-Sep-18 | | | 6-Sep-19 | | | 17-Sep-18 | | | 8-Sep-19 | | | 19-Sep-18 | | | 12-Sep-19 | | | 23-Sep-18 | | |
|-------------------------|----------|------|-----------------|-----------|------|-----------------|----------|------|-----------------|-----------|------|-----------------|----------|------|-----------------|-----------|------|-----------------|----------|------|-----------------|-----------|------|-----------------|-----------|------|-----------------|-----------|------|-----------------|
| | Max | Min | L _{eq} | Max | Min | L _{eq} | Max | Min | L _{eq} | Max | Min | L _{eq} | Max | Min | L _{eq} | Max | Min | L _{eq} | Max | Min | L _{eq} | Max | Min | L _{eq} | Max | Min | L _{eq} | Max | Min | L _{eq} |
| Location name (details) | | | | | | | | | | | | | | | | | | | | | | | | | | | | | | |
| Mumbai Central | 73.8 | 62.8 | 68.6 | 77.5 | 72.6 | 74.3 | 74.3 | 64.5 | 69.7 | 72.3 | 65.4 | 68.3 | 79.9 | 67.5 | 76.9 | 76.8 | 72.1 | 74.9 | 61.7 | 53.6 | 59.1 | 84.1 | 69.3 | 79.9 | 72.8 | 65.2 | 69.6 | 83.9 | 80.6 | 82.4 |
| Parel | 83.9 | 78.2 | 82.4 | 84.5 | 63.6 | 79.0 | 76.7 | 67.3 | 73.6 | 78.6 | 65.0 | 74.4 | 100.4 | 78.8 | 93.1 | 78.0 | 73.1 | 75.2 | 72.2 | 62.7 | 70.2 | 88.7 | 68.5 | 82.8 | 71.9 | 64.2 | 69.7 | 87.0 | 67.5 | 79.9 |
| Santacruz (East) | 93.4 | 71.9 | 89.5 | 83.2 | 67.8 | 78.0 | 70.1 | 65.1 | 68.2 | 74.4 | 62.3 | 71.9 | 81.9 | 66.0 | 77.0 | 79.4 | 69.4 | 76.4 | 73.9 | 59.2 | 69.7 | 86.5 | 74.1 | 82.5 | 74.5 | 68.5 | 71.9 | 83.3 | 74.4 | 79.8 |
| Vikhroli | 82.6 | 68.4 | 79.7 | 73.3 | 62.1 | 70.8 | 81.5 | 63.4 | 76.2 | 91.0 | 74.0 | 85.8 | 82.3 | 71.7 | 78.5 | 70.5 | 58.4 | 66.8 | 83.5 | 64.8 | 79.8 | 86.2 | 72.9 | 81.9 | 79.5 | 71.2 | 77.1 | 93.7 | 85.9 | 89.9 |
| Wadala | 81.4 | 68.9 | 77.4 | 84.5 | 61.7 | 78.8 | 82.7 | 65.9 | 78.5 | 92.1 | 72.1 | 87.9 | 85.2 | 71.9 | 80.1 | 73.6 | 68.1 | 71.3 | 76.2 | 66.2 | 73.0 | 79.8 | 75.0 | 77.4 | 81.5 | 64.4 | 77.5 | 84.5 | 65.6 | 79.5 |
| | | | | | | | | | | | | | | | | | | | | | | | | | | | | | | |
| Airoli | 85.2 | 73.6 | 82.0 | 72.8 | 67.5 | 71.1 | 77.1 | 67.3 | 74.0 | 87.6 | 69.8 | 81.8 | 80.2 | 75.3 | 77.6 | 61.2 | 46.4 | 57.2 | 71.8 | 49.6 | 67.4 | 69.7 | 57.2 | 66.7 | 80.1 | 70.1 | 77.6 | 86.1 | 73.1 | 83.4 |
| CBD Belapur | 84.7 | 79.4 | 82.6 | 77.5 | 59.9 | 72.2 | 85.7 | 80.5 | 83.2 | 68.6 | 57.6 | 64.9 | 74.7 | 70.1 | 73.3 | 88.9 | 68.8 | 84.9 | 75.9 | 50.4 | 70.0 | 75.3 | 67.7 | 72.5 | 74.5 | 67.1 | 71.7 | 89.2 | 67.7 | 86.4 |
| Kopar Khairane | 83.7 | 72.5 | 81.1 | 83.2 | 65.3 | 76.2 | 84.4 | 76.8 | 81.5 | 87.5 | 63.4 | 80.7 | 77.5 | 73.2 | 74.7 | 89.2 | 69.4 | 82.3 | 72.6 | 53.4 | 67.0 | 68.3 | 55.3 | 65.1 | 76.7 | 69.4 | 74.4 | 85.4 | 74.4 | 81.8 |
| Uran | 89.7 | 70.2 | 82.6 | 75.8 | 63.1 | 71.7 | 87.7 | 69.3 | 82.3 | 101.3 | 78.6 | 94.8 | 67.2 | 62.1 | 65.6 | 88.3 | 76.6 | 84.4 | 78.0 | 52.1 | 70.8 | 75.8 | 66.6 | 72.7 | 67.9 | 58.4 | 65.6 | 88.1 | 79.1 | 83.7 |

| | 2-Sep-19 | | | 13-Sep-18 | | | 3-Sep-19 | | | 14-Sep-18 | | | 6-Sep-19 | | | 17-Sep-18 | | | 8-Sep-19 | | | 19-Sep-18 | | | 12-Sep-19 | | | 23-Sep-18 | | |
|-------------------------|----------|------|-----------------|-----------|------|-----------------|----------|------|-----------------|-----------|------|-----------------|----------|------|-----------------|-----------|------|-----------------|----------|------|-----------------|-----------|------|-----------------|-----------|------|-----------------|-----------|------|-----------------|
| Location name (details) | Max | Min | L _{eq} | Max | Min | L _{eq} | Max | Min | L _{eq} | Max | Min | L _{eq} | Max | Min | L _{eq} | Max | Min | L _{eq} | Max | Min | L _{eq} | Max | Min | L _{eq} | Max | Min | L _{eq} | Max | Min | L _{eq} |
| | | | | | | | | | | | | | | | | | | | | | | | | | | | | | | |
| Vashi | 77.7 | 66.8 | 75.0 | 77.9 | 65.5 | 74.2 | 85.3 | 71.5 | 81.4 | 72.6 | 54.3 | 68.8 | 74.0 | 67.9 | 70.0 | 86.3 | 80.0 | 83.3 | 76.1 | 49.9 | 69.9 | 78.8 | 68.4 | 75.7 | 72.3 | 65.2 | 69.7 | 91.4 | 79.8 | 88.6 |
| | | | | | | | | | | | | | | | | | | | | | | | | | | | | | | |
| Gokhale Road | 76.3 | 57.4 | 70.6 | 88.1 | 67.4 | 80.9 | 79.4 | 66.9 | 75.6 | 92.8 | 65.3 | 87.6 | 81.4 | 69.8 | 77.7 | 74.2 | 63.7 | 71.1 | 77.3 | 69.4 | 75.5 | 82.8 | 78.5 | 80.8 | 80.0 | 59.3 | 76.3 | 95.0 | 67.7 | 89.1 |
| Jambli Naka | 75.3 | 65.0 | 70.8 | 75.8 | 63.2 | 70.8 | 91.5 | 71.9 | 86.2 | 89.9 | 71.7 | 83.3 | 79.8 | 60.7 | 74.4 | 97.5 | 67.0 | 90.9 | 83.9 | 76.7 | 80.8 | 82.3 | 57.9 | 78.4 | 89.3 | 55.8 | 82.6 | 112.1 | 81.5 | 104.7 |
| Main Road | 79.2 | 68.3 | 75.4 | 74.3 | 68.9 | 72.1 | 95.2 | 69.4 | 89.6 | 100.3 | 95.3 | 98.5 | 76.0 | 72.0 | 74.3 | 76.5 | 69.9 | 73.9 | 78.8 | 69.8 | 75.9 | 83.3 | 80.1 | 81.6 | 84.1 | 53.4 | 80.0 | 94.1 | 79.4 | 89.8 |
| Wagle Estate | 67.7 | 63.6 | 65.5 | 74.6 | 67.8 | 72.5 | 95.6 | 72.8 | 90.5 | 93.9 | 64.2 | 89.3 | 86.6 | 82.9 | 84.9 | 87.6 | 74.6 | 83.9 | 77.6 | 72.6 | 74.9 | 77.3 | 59.8 | 73.5 | 81.6 | 50.3 | 78.1 | 100.8 | 83.2 | 96.8 |
| Court Naka | 79.0 | 57.6 | 75.0 | 79.6 | 65.3 | 76.6 | 77.4 | 69.1 | 74.2 | 87.0 | 74.7 | 82.1 | 65.0 | 60.3 | 62.4 | 73.7 | 70.7 | 72.8 | 79.8 | 65.0 | 74.4 | 81.3 | 63.8 | 77.2 | 78.1 | 69.7 | 75.0 | 81.2 | 67.3 | 77.6 |
| Mental Hospital | 68.8 | 61.2 | 66.2 | 66.7 | 57.8 | 63.7 | 72.5 | 62.7 | 70.8 | 71.3 | 51.8 | 67.3 | 63.4 | 57.3 | 61.3 | 80.4 | 55.6 | 77.2 | 76.0 | 62.1 | 71.9 | 85.5 | 68.1 | 78.8 | 65.0 | 54.7 | 62.1 | 71.6 | 63.6 | 69.0 |
| Bedekar Hospital | 71.8 | 58.4 | 67.2 | 57.8 | 51.2 | 54.8 | 77.8 | 70.4 | 74.7 | 72.1 | 54.2 | 66.3 | 75.9 | 64.0 | 71.5 | 77.4 | 67.3 | 72.9 | 75.8 | 63.7 | 70.7 | 73.8 | 65.9 | 72.2 | 65.0 | 55.9 | 62.1 | 81.9 | 62.9 | 77.9 |
| Kalwa | 59.5 | 45.2 | 53.9 | 62.3 | 51.3 | 59.5 | 76.0 | 70.5 | 74.0 | 84.6 | 71.6 | 82.2 | 98.3 | 68.3 | 93.7 | 87.6 | 74.6 | 76.6 | 73.7 | 59.0 | 67.5 | 87.0 | 62.0 | 80.2 | 77.5 | 51.1 | 71.6 | 86.0 | 71.2 | 81.5 |

| | 2-Sep-19 | | | 13-Sep-18 | | | 3-Sep-19 | | | 14-Sep-18 | | | 6-Sep-19 | | | 17-Sep-18 | | | 8-Sep-19 | | | 19-Sep-18 | | | 12-Sep-19 | | | 23-Sep-18 | | |
|-------------------------|----------|------|-----------------|-----------|------|-----------------|----------|------|-----------------|-----------|------|-----------------|----------|------|-----------------|-----------|------|-----------------|----------|------|-----------------|-----------|------|-----------------|-----------|------|-----------------|-----------|------|-----------------|
| Location name (details) | Max | Min | L _{eq} | Max | Min | L _{eq} | Max | Min | L _{eq} | Max | Min | L _{eq} | Max | Min | L _{eq} | Max | Min | L _{eq} | Max | Min | L _{eq} | Max | Min | L _{eq} | Max | Min | L _{eq} | Max | Min | L _{eq} |
| | | | | | | | | | | | | | | | | | | | | | | | | | | | | | | |
| Shivaji Nagar | 84.9 | 58.2 | 81.2 | 96.3 | 57.0 | 91.1 | 82.9 | 50.9 | 77.6 | 81.4 | 64.4 | 79.0 | 72.0 | 51.2 | 68.7 | 85.3 | 72.3 | 81.3 | 68.9 | 59.0 | 65.7 | 82.5 | 72.1 | 79.3 | 80.1 | 55.0 | 73.4 | 88.6 | 70.7 | 82.9 |
| Karve Road | 88.9 | 65.8 | 84.9 | 91.0 | 69.7 | 87.7 | 82.1 | 56.2 | 76.5 | 86.5 | 64.6 | 81.5 | 81.3 | 77.2 | 79.5 | 89.7 | 74.7 | 85.0 | 86.3 | 80.6 | 83.4 | 91.3 | 72.7 | 88.1 | 99.5 | 88.8 | 96.6 | 100.7 | 85.3 | 95.8 |
| Swar Gate | 88.3 | 63.7 | 83.5 | 88.0 | 65.4 | 84.4 | 81.4 | 70.5 | 77.9 | 88.5 | 68.5 | 83.6 | 84.4 | 73.8 | 81.2 | 89.2 | 68.3 | 84.9 | 91.3 | 70.8 | 86.9 | 89.3 | 67.3 | 85.0 | 88.4 | 80.4 | 85.3 | 85.6 | 69.8 | 81.9 |
| Satara Road | 80.6 | 69.7 | 76.4 | 82.1 | 70.2 | 78.2 | 80.4 | 66.4 | 76.4 | 84.7 | 70.0 | 79.5 | 83.3 | 71.9 | 79.2 | 87.3 | 70.1 | 84.1 | 84.2 | 70.3 | 80.6 | 87.1 | 71.6 | 84.5 | 93.4 | 82.3 | 89.7 | 96.8 | 86.5 | 92.7 |
| Shaniwar Peth | 78.4 | 64.8 | 74.4 | 83.1 | 70.6 | 78.2 | 79.6 | 68.3 | 76.8 | 80.3 | 71.8 | 77.6 | 74.5 | 64.2 | 71.9 | 80.7 | 65.3 | 78.0 | 83.5 | 77.4 | 81.0 | 89.1 | 69.3 | 84.3 | 81.2 | 74.4 | 78.1 | 86.7 | 79.2 | 83.8 |
| Yerawada | 89.9 | 65.4 | 84.4 | 75.7 | 58.8 | 70.0 | 82.3 | 67.8 | 79.5 | 80.5 | 66.9 | 76.7 | 83.3 | 71.8 | 80.6 | 86.7 | 63.7 | 80.1 | 83.3 | 67.4 | 78.5 | 82.3 | 69.8 | 79.3 | 93.6 | 79.3 | 89.6 | 83.8 | 68.2 | 80.5 |
| Laxmi Road | 91.5 | 69.3 | 84.3 | 85.6 | 73.4 | 84.0 | 82.6 | 62.4 | 76.7 | 85.3 | 71.4 | 80.3 | 81.4 | 63.4 | 76.2 | 84.6 | 73.5 | 81.2 | 88.3 | 61.4 | 82.7 | 80.4 | 74.9 | 77.5 | 95.0 | 88.2 | 92.8 | 93.7 | 82.1 | 89.0 |
| Kothrud | 88.7 | 66.8 | 83.1 | 89.5 | 68.3 | 83.7 | 83.2 | 61.9 | 77.2 | 85.6 | 65.0 | 81.1 | 81.1 | 70.2 | 77.7 | 89.3 | 72.0 | 84.4 | 84.6 | 58.5 | 80.4 | 93.7 | 77.1 | 89.0 | 92.4 | 78.1 | 88.3 | 100.5 | 84.9 | 95.9 |
| Mahatma Phule Madai | 82.2 | 68.4 | 78.5 | 89.7 | 73.8 | 84.7 | 82.7 | 78.7 | 81.1 | 87.5 | 73.6 | 83.6 | 73.9 | 63.4 | 71.5 | 89.3 | 73.8 | 85.2 | 86.5 | 69.7 | 81.4 | 82.5 | 73.6 | 79.8 | 92.2 | 76.5 | 86.6 | 91.6 | 75.5 | 86.4 |

[illegible]

| | 2-Sep-19 | | | 13-Sep-18 | | | 3-Sep-19 | | | 14-Sep-18 | | | 6-Sep-19 | | | 17-Sep-18 | | | 8-Sep-19 | | | 19-Sep-18 | | | 12-Sep-19 | | | 23-Sep-18 | | |
|--|----------|------|-----------------|-----------|------|-----------------|----------|------|-----------------|-----------|------|-----------------|----------|------|-----------------|-----------|------|-----------------|----------|------|-----------------|-----------|------|-----------------|-----------|------|-----------------|-----------|------|-----------------|
| | Max | Min | L _{eq} | Max | Min | L _{eq} | Max | Min | L _{eq} | Max | Min | L _{eq} | Max | Min | L _{eq} | Max | Min | L _{eq} | Max | Min | L _{eq} | Max | Min | L _{eq} | Max | Min | L _{eq} | Max | Min | L _{eq} |
| Location name (details) | | | | | | | | | | | | | | | | | | | | | | | | | | | | | | |
| Nashik Road/ Ramkund on - 23.09.2018 | 84.2 | 69.5 | 80.3 | 79.4 | 68.4 | 76.7 | 77.1 | 68.5 | 74.6 | 87.5 | 72.6 | 82.8 | 76.9 | 67.5 | 74.1 | 79.4 | 68.4 | 76.7 | 72.5 | 63.2 | 69.9 | 84.1 | 72.1 | 80.2 | 76.5 | 69.5 | 73.6 | 109.8 | 84.2 | 103.6 |
| Panchvati/ Near Ashok Stambh on - 23.09.2018 | 82.6 | 74.5 | 80.1 | 79.6 | 67.1 | 76.4 | 79.4 | 68.5 | 77.0 | 78.5 | 73.7 | 76.4 | 78.6 | 70.6 | 77.1 | 79.6 | 67.1 | 76.4 | 72.7 | 69.7 | 70.9 | 84.6 | 70.1 | 80.5 | 75.5 | 69.5 | 73.4 | 108.6 | 72.4 | 105.0 |
| Civil Hospital / Near Gadge Maharaj Statue on - 23.09.2018 | 77.5 | 69.5 | 75.1 | 81.6 | 70.1 | 78.1 | 78.6 | 68.1 | 75.5 | 83.3 | 74.6 | 80.1 | 78.1 | 70.7 | 75.3 | 81.6 | 70.1 | 78.1 | 73.2 | 67.2 | 71.3 | 87.0 | 71.5 | 82.4 | 78.1 | 70.6 | 74.6 | 106.5 | 90.5 | 102.5 |
| Trimurty Chowk / River Bank of Waldevi on - 23.09.2018 | 85.7 | 70.5 | 81.1 | 85.9 | 70.0 | 82.2 | 81.6 | 69.9 | 78.8 | 85.6 | 73.7 | 82.3 | 79.1 | 70.4 | 77.1 | 85.9 | 70.0 | 82.2 | 72.5 | 66.5 | 70.2 | 84.3 | 70.3 | 80.9 | 76.1 | 69.5 | 72.9 | 107.5 | 85.5 | 103.1 |
| Satpur Bus Stand / CIDCO (Behind PF Off.) on - 23.09.2018 | 80.1 | 68.9 | 77.7 | 85.6 | 64.6 | 81.1 | 79.5 | 70.1 | 76.8 | 82.7 | 70.4 | 79.6 | 78.5 | 70.5 | 74.9 | 85.6 | 64.6 | 81.1 | 71.5 | 67.5 | 70.4 | 84.5 | 72.6 | 81.0 | 76.5 | 69.1 | 72.8 | 108.7 | 84.6 | 104.4 |
| | | | | | | | | | | | | | | | | | | | | | | | | | | | | | | |
| Gulmandi | 95.0 | 82.0 | 81.1 | 83.2 | 67.4 | 79.2 | 86.0 | 71.0 | 83.2 | 82.4 | 60.8 | 78.1 | 79.0 | 66.0 | 75.7 | 84.2 | 70.1 | 80.8 | 82.0 | 68.0 | 78.2 | 81.4 | 64.1 | 76.7 | 102.0 | 95.0 | 98.7 | 94.8 | 88.4 | 92.7 |
| City Chowk | 75.0 | 67.0 | 77.7 | 78.2 | 64.1 | 74.7 | 80.0 | 60.0 | 76.3 | 77.1 | 59.2 | 72.6 | 79.0 | 59.0 | 73.7 | 80.3 | 64.2 | 76.8 | 79.0 | 65.0 | 75.1 | 79.8 | 60.4 | 75.2 | 99.0 | 93.0 | 96.5 | 94.1 | 86.1 | 92.1 |
| Kranti Chowk | 76.0 | 69.0 | 73.0 | 84.1 | 75.1 | 81.2 | 83.0 | 71.0 | 79.2 | 82.4 | 65.8 | 78.5 | 81.0 | 64.0 | 77.4 | 83.4 | 62.9 | 79.5 | 83.0 | 68.0 | 78.7 | 79.1 | 60.8 | 74.6 | 85.0 | 71.0 | 80.9 | 80.3 | 62.8 | 75.2 |

| | 2-Sep-19 | | | 13-Sep-18 | | | 3-Sep-19 | | | 14-Sep-18 | | | 6-Sep-19 | | | 17-Sep-18 | | | 8-Sep-19 | | | 19-Sep-18 | | | 12-Sep-19 | | | 23-Sep-18 | | |
|---|----------|------|-----------------|-----------|------|-----------------|----------|------|-----------------|-----------|------|-----------------|----------|------|-----------------|-----------|------|-----------------|----------|------|-----------------|-----------|------|-----------------|-----------|------|-----------------|-----------|------|-----------------|
| | Max | Min | L _{eq} | Max | Min | L _{eq} | Max | Min | L _{eq} | Max | Min | L _{eq} | Max | Min | L _{eq} | Max | Min | L _{eq} | Max | Min | L _{eq} | Max | Min | L _{eq} | Max | Min | L _{eq} | Max | Min | L _{eq} |
| Location name (details) | | | | | | | | | | | | | | | | | | | | | | | | | | | | | | |
| CIDCO Residential | 67.0 | 48.0 | 61.8 | 76.4 | 64.3 | 73.4 | 63.0 | 47.0 | 58.4 | 73.6 | 53.4 | 69.4 | 73.0 | 50.0 | 68.3 | 77.4 | 56.8 | 73.2 | 73.0 | 52.0 | 69.3 | 73.1 | 51.8 | 69.3 | 81.0 | 68.0 | 76.9 | 73.1 | 50.8 | 69.1 |
| Usmanpura | 70.0 | 51.0 | 66.1 | 79.4 | 63.7 | 74.3 | 67.0 | 50.0 | 62.7 | 73.6 | 54.3 | 68.7 | 72.0 | 53.0 | 67.5 | 76.1 | 58.1 | 70.8 | 75.0 | 61.0 | 70.8 | 75.2 | 52.4 | 69.7 | 82.0 | 67.0 | 76.3 | 79.1 | 61.9 | 74.3 |
| | | | | | | | | | | | | | | | | | | | | | | | | | | | | | | |
| Ramdaspath (KRIMS Hospital) / (Sonegaon lake on - 23.09.2018) | 82.3 | 57.2 | 78.4 | 91.1 | 64.8 | 84.1 | 63.7 | 61.2 | 62.8 | 70.4 | 55.9 | 67.0 | 65.8 | 63.5 | 64.2 | 69.9 | 57.9 | 65.7 | 64.9 | 63.4 | 64.3 | 68.0 | 57.3 | 65.2 | 67.3 | 64.0 | 65.9 | 71.2 | 58.3 | 67.4 |
| Cotton Market (Jayshree Talkies) / (Gandhisagar on - 23.09.2018) | 64.9 | 57.5 | 62.6 | 75.8 | 63.6 | 70.2 | 71.4 | 61.9 | 67.4 | 68.9 | 61.2 | 66.7 | 73.8 | 66.3 | 71.1 | 70.0 | 67.9 | 69.3 | 76.3 | 65.7 | 73.7 | 72.3 | 64.0 | 69.7 | 87.4 | 77.9 | 82.2 | 88.3 | 83.8 | 86.0 |
| Golibar Chauk / (Futala lake on - 23.09.2018) | 84.7 | 72.0 | 78.8 | 83.8 | 65.8 | 79.1 | 76.1 | 65.4 | 72.8 | 76.1 | 62.2 | 71.0 | 77.9 | 68.4 | 74.3 | 76.8 | 65.9 | 72.9 | 74.3 | 59.5 | 72.2 | 78.5 | 66.2 | 74.0 | 78.5 | 70.2 | 75.2 | 83.1 | 76.4 | 80.2 |
| Reshimbag (Saraswati Vidyalaya) / (Sakkardara lake on - 23.09.2018) | 81.5 | 71.6 | 76.2 | 89.8 | 74.1 | 84.5 | 78.6 | 67.5 | 75.0 | 79.1 | 72.8 | 77.0 | 78.8 | 70.7 | 76.0 | 82.7 | 75.6 | 79.5 | 77.6 | 64.0 | 74.0 | 82.2 | 74.5 | 80.1 | 76.4 | 66.1 | 73.8 | 83.5 | 76.9 | 81.2 |
| Gandhiputala (Taori TV Showroom) / (Naik lake on - 23.09.2018) | 86.3 | 69.6 | 81.6 | 83.0 | 75.9 | 80.6 | 75.5 | 65.4 | 71.9 | 80.2 | 67.7 | 75.9 | 74.5 | 69.9 | 72.9 | 79.7 | 68.7 | 76.7 | 75.8 | 69.7 | 73.1 | 79.3 | 69.9 | 77.3 | 83.3 | 72.0 | 78.7 | 82.8 | 77.5 | 81.2 |

| | 2-Sep-19 | | | 13-Sep-18 | | | 3-Sep-19 | | | 14-Sep-18 | | | 6-Sep-19 | | | 17-Sep-18 | | | 8-Sep-19 | | | 19-Sep-18 | | | 12-Sep-19 | | | 23-Sep-18 | | |
|-------------------------------|----------|------|-----------------|-----------|------|-----------------|----------|------|-----------------|-----------|------|-----------------|----------|------|-----------------|-----------|------|-----------------|----------|------|-----------------|-----------|------|-----------------|-----------|------|-----------------|-----------|------|-----------------|
| Location name (details) | Max | Min | L _{eq} | Max | Min | L _{eq} | Max | Min | L _{eq} | Max | Min | L _{eq} | Max | Min | L _{eq} | Max | Min | L _{eq} | Max | Min | L _{eq} | Max | Min | L _{eq} | Max | Min | L _{eq} | Max | Min | L _{eq} |
| | | | | | | | | | | | | | | | | | | | | | | | | | | | | | | |
| Khadakpada Chawk | 83.2 | 64.7 | 78.5 | 82.0 | 70.4 | 78.1 | 83.0 | 73.3 | 78.7 | 97.1 | 86.5 | 94.3 | 93.9 | 79.7 | 88.8 | 97.8 | 72.0 | 91.8 | 78.4 | 63.9 | 75.2 | 77.6 | 69.3 | 75.6 | 88.0 | 70.2 | 83.2 | 99.1 | 83.2 | 95.6 |
| Shivaji Chawk | 90.5 | 66.5 | 86.6 | 97.3 | 79.3 | 90.4 | 83.4 | 71.1 | 78.6 | 103.6 | 76.0 | 96.4 | 79.5 | 71.9 | 75.3 | 79.7 | 64.1 | 77.0 | 78.1 | 67.8 | 74.2 | 88.2 | 69.7 | 83.7 | 89.9 | 69.8 | 84.3 | 99.9 | 83.1 | 95.7 |
| Ulhasnagar Station | 89.2 | 72.3 | 86.0 | 89.0 | 63.9 | 83.2 | 83.1 | 71.2 | 80.0 | 92.6 | 61.1 | 86.3 | 88.2 | 75.5 | 82.7 | 82.0 | 70.4 | 76.6 | 74.5 | 69.6 | 72.0 | 77.3 | 71.5 | 75.3 | 77.8 | 64.3 | 72.2 | 95.8 | 82.2 | 92.1 |
| | | | | | | | | | | | | | | | | | | | | | | | | | | | | | | |
| Bhudhwara | 79.8 | 56.7 | 75.0 | 78.3 | 62.0 | 75.3 | 79.6 | 62.8 | 75.0 | 86.5 | 69.2 | 79.5 | 72.9 | 59.3 | 69.4 | 77.3 | 69.1 | 75.1 | 74.4 | 58.0 | 70.5 | 73.5 | 64.9 | 71.2 | 72.7 | 62.5 | 70.0 | 77.9 | 67.5 | 74.3 |
| Rajkamal Square | 89.5 | 67.7 | 85.1 | 84.9 | 70.3 | 80.9 | 73.1 | 66.2 | 71.8 | 81.5 | 70.8 | 79.4 | 73.3 | 65.7 | 71.0 | 78.9 | 70.6 | 76.4 | 76.5 | 65.8 | 73.7 | 79.3 | 74.1 | 77.1 | 77.9 | 67.2 | 75.0 | 79.1 | 72.9 | 77.1 |
| Irvin Hospital Square | 65.8 | 52.2 | 62.9 | 69.4 | 58.4 | 66.7 | 71.3 | 55.8 | 66.6 | 70.7 | 63.6 | 69.3 | 61.4 | 57.9 | 59.2 | 73.2 | 64.7 | 69.1 | 61.2 | 58.2 | 59.8 | 73.5 | 64.4 | 71.7 | 66.3 | 60.3 | 63.6 | 78.7 | 67.7 | 73.6 |
| | | | | | | | | | | | | | | | | | | | | | | | | | | | | | | |
| Subhash Chowk | 87.9 | 62.0 | 82.0 | 79.8 | 67.1 | 75.3 | 82.4 | 59.8 | 77.7 | 75.6 | 6.9 | 72.1 | 80.8 | 59.8 | 75.3 | 79.4 | 64.5 | 75.7 | 79.0 | 63.1 | 73.6 | 78.6 | 61.9 | 75.1 | 89.3 | 74.1 | 86.5 | 90.4 | 75.2 | 85.6 |

| | 2-Sep-19 | | | 13-Sep-18 | | | 3-Sep-19 | | | 14-Sep-18 | | | 6-Sep-19 | | | 17-Sep-18 | | | 8-Sep-19 | | | 19-Sep-18 | | | 12-Sep-19 | | | 23-Sep-18 | | |
|--------------------------|----------|------|-----------------|-----------|------|-----------------|----------|------|-----------------|-----------|------|-----------------|----------|------|-----------------|-----------|------|-----------------|----------|------|-----------------|-----------|------|-----------------|-----------|------|-----------------|-----------|------|-----------------|
| Location name (details) | Max | Min | L _{eq} | Max | Min | L _{eq} | Max | Min | L _{eq} | Max | Min | L _{eq} | Max | Min | L _{eq} | Max | Min | L _{eq} | Max | Min | L _{eq} | Max | Min | L _{eq} | Max | Min | L _{eq} | Max | Min | L _{eq} |
| | | | | | | | | | | | | | | | | | | | | | | | | | | | | | | |
| Shashtri Tower Chowk | 85.2 | 60.9 | 81.8 | 81.6 | 69.3 | 78.4 | 82.7 | 67.6 | 78.9 | 79.1 | 64.4 | 75.5 | 80.3 | 59.0 | 76.0 | 79.8 | 67.3 | 77.4 | 80.1 | 63.7 | 75.9 | 80.3 | 63.3 | 77.2 | 92.6 | 75.7 | 89.3 | 98.3 | 83.4 | 93.7 |
| Shanipeth Police Station | 62.4 | 53.5 | 59.1 | 51.9 | 45.7 | 49.7 | 69.3 | 55.8 | 65.8 | 61.8 | 45.5 | 56.6 | 70.1 | 56.5 | 65.8 | 59.2 | 49.0 | 54.2 | 67.7 | 56.8 | 64.0 | 55.5 | 46.0 | 51.7 | 67.8 | 57.7 | 64.1 | 60.3 | 46.5 | 55.1 |
| | | | | | | | | | | | | | | | | | | | | | | | | | | | | | | |
| Rajaram Puri | 89.2 | 59.5 | 84.0 | 91.3 | 62.1 | 86.3 | 81.6 | 60.8 | 78.6 | 84.7 | 60.3 | 80.5 | 79.3 | 48.6 | 73.4 | 90.9 | 67.5 | 83.8 | 82.2 | 61.2 | 77.2 | 91.2 | 63.0 | 85.2 | 75.5 | 56.7 | 71.0 | 82.2 | 61.2 | 77.2 |
| Mahalaxmi Mandir | 79.7 | 53.7 | 75.9 | 81.6 | 61.4 | 77.3 | 87.0 | 49.2 | 82.5 | 97.5 | 64.8 | 90.1 | 80.0 | 46.0 | 74.9 | 86.0 | 60.0 | 79.6 | 88.4 | 45.9 | 80.8 | 84.1 | 61.3 | 77.4 | 90.0 | 83.2 | 87.9 | 90.8 | 85.3 | 88.0 |
| Khas Baug Maidan | 94.7 | 64.2 | 90.6 | 89.3 | 61.7 | 84.5 | 85.5 | 61.7 | 80.5 | 89.7 | 57.4 | 82.9 | 76.5 | 56.5 | 72.2 | 88.0 | 62.0 | 82.8 | 85.3 | 67.4 | 81.2 | 92.8 | 63.9 | 86.3 | 93.2 | 82.1 | 90.1 | 90.0 | 79.5 | 86.3 |
| | | | | | | | | | | | | | | | | | | | | | | | | | | | | | | |
| Miraj Market | 86.1 | 60.7 | 80.8 | 80.0 | 64.2 | 76.1 | 74.7 | 65.3 | 72.6 | 80.2 | 63.3 | 73.7 | 84.3 | 73.4 | 79.9 | 81.5 | 66.1 | 76.9 | 81.9 | 69.9 | 79.4 | 85.7 | 71.6 | 82.1 | 99.6 | 95.4 | 97.5 | 97.3 | 83.7 | 92.5 |
| Vishram Baug Chawk | 75.9 | 60.6 | 73.1 | 76.3 | 67.6 | 73.1 | 75.7 | 63.5 | 71.6 | 74.6 | 63.9 | 72.1 | 81.0 | 76.0 | 78.9 | 83.2 | 69.0 | 79.2 | 80.4 | 63.7 | 78.1 | 75.7 | 67.3 | 74.5 | 80.1 | 65.4 | 74.2 | 77.5 | 67.5 | 74.9 |
| Gandhi Putala | 76.1 | 59.9 | 73.2 | 78.0 | 62.5 | 72.6 | 72.0 | 62.8 | 70.0 | 74.3 | 62.9 | 71.2 | 82.9 | 75.2 | 80.2 | 81.2 | 70.5 | 78.2 | 83.0 | 70.4 | 80.2 | 77.6 | 63.5 | 73.9 | 79.4 | 61.2 | 75.1 | 81.5 | 67.6 | 77.8 |

| | 2-Sep-19 | | | 13-Sep-18 | | | 3-Sep-19 | | | 14-Sep-18 | | | 6-Sep-19 | | | 17-Sep-18 | | | 8-Sep-19 | | | 19-Sep-18 | | | 12-Sep-19 | | | 23-Sep-18 | | |
|-------------------------------------|----------|------|-----------------|-----------|------|-----------------|----------|------|-----------------|-----------|------|-----------------|----------|------|-----------------|-----------|------|-----------------|----------|------|-----------------|-----------|------|-----------------|-----------|------|-----------------|-----------|------|-----------------|
| Location name (details) | Max | Min | L _{eq} | Max | Min | L _{eq} | Max | Min | L _{eq} | Max | Min | L _{eq} | Max | Min | L _{eq} | Max | Min | L _{eq} | Max | Min | L _{eq} | Max | Min | L _{eq} | Max | Min | L _{eq} | Max | Min | L _{eq} |
| | | | | | | | | | | | | | | | | | | | | | | | | | | | | | | |
| Bhakti Vedant Hospital, Tenkar pada | 70.8 | 67.3 | 69.3 | 72.0 | 54.4 | 65.5 | 73.0 | 66.0 | 70.0 | 76.7 | 65.3 | 71.6 | 72.4 | 68.0 | 69.5 | 93.1 | 71.6 | 88.3 | 73.0 | 62.5 | 70.0 | 88.7 | 72.7 | 83.9 | 76.2 | 58.2 | 73.2 | 89.6 | 74.4 | 86.6 |
| Golden police Chawki | 70.8 | 61.1 | 68.1 | 73.8 | 58.4 | 68.0 | 78.8 | 69.4 | 76.2 | 73.6 | 65.9 | 70.9 | 89.2 | 62.9 | 82.9 | 74.2 | 66.4 | 69.8 | 88.4 | 74.0 | 83.4 | 79.7 | 67.5 | 77.0 | 82.4 | 78.1 | 81.0 | 76.2 | 63.2 | 72.5 |
| Shivaji Chak Kashi meera | 72.9 | 62.5 | 68.9 | 71.3 | 58.6 | 66.9 | 80.5 | 68.2 | 76.9 | 83.1 | 62.1 | 78.3 | 86.2 | 63.2 | 81.2 | 84.3 | 62.9 | 78.7 | 72.1 | 68.4 | 70.6 | 81.4 | 72.2 | 78.3 | 66.7 | 60.5 | 64.2 | 104.4 | 96.4 | 100.9 |
| | | | | | | | | | | | | | | | | | | | | | | | | | | | | | | |
| Range office, Satwali, Vasai East | 80.4 | 71.0 | 77.4 | 83.6 | 65.1 | 77.9 | 70.0 | 62.9 | 67.8 | 81.5 | 60.7 | 76.0 | 84.2 | 69.5 | 80.1 | 70.8 | 67.0 | 68.8 | 74.5 | 67.8 | 72.3 | 70.6 | 60.4 | 69.2 | 78.9 | 52.6 | 72.9 | 97.4 | 87.8 | 94.2 |
| Valiv phata, Vasai East | 72.1 | 67.8 | 70.4 | 82.3 | 70.5 | 78.5 | 70.9 | 61.0 | 67.9 | 76.9 | 73.5 | 75.4 | 78.5 | 65.7 | 75.1 | 77.4 | 74.5 | 76.0 | 84.8 | 69.6 | 79.3 | 81.9 | 71.7 | 78.2 | 83.4 | 57.3 | 76.2 | 90.5 | 83.0 | 88.1 |
| N.B. Estate, Virar West | 73.0 | 62.3 | 70.1 | 80.4 | 63.9 | 78.0 | 71.9 | 61.3 | 68.8 | 81.0 | 71.7 | 79.0 | 82.4 | 67.9 | 79.0 | 78.5 | 74.3 | 77.0 | 73.5 | 67.3 | 70.9 | 85.6 | 61.1 | 82.2 | 74.5 | 62.8 | 72.5 | 93.9 | 73.2 | 90.2 |
| | | | | | | | | | | | | | | | | | | | | | | | | | | | | | | |
| Gaol Maidan | 82.4 | 72.6 | 77.8 | 87.4 | 77.4 | 84.9 | 67.8 | 62.6 | 66.1 | 100.1 | 94.1 | 97.5 | 84.0 | 70.9 | 80.1 | 96.9 | 72.4 | 91.8 | 81.8 | 65.9 | 76.4 | 77.9 | 65.2 | 74.7 | 86.5 | 59.7 | 82.8 | 94.9 | 87.3 | 92.2 |

| | 2-Sep-19 | | | 13-Sep-18 | | | 3-Sep-19 | | | 14-Sep-18 | | | 6-Sep-19 | | | 17-Sep-18 | | | 8-Sep-19 | | | 19-Sep-18 | | | 12-Sep-19 | | | 23-Sep-18 | | |
|--|----------|------|-----------------|-----------|------|-----------------|----------|------|-----------------|-----------|------|-----------------|----------|------|-----------------|-----------|------|-----------------|----------|------|-----------------|-----------|------|-----------------|-----------|------|-----------------|-----------|------|-----------------|
| Location name (details) | Max | Min | L _{eq} | Max | Min | L _{eq} | Max | Min | L _{eq} | Max | Min | L _{eq} | Max | Min | L _{eq} | Max | Min | L _{eq} | Max | Min | L _{eq} | Max | Min | L _{eq} | Max | Min | L _{eq} | Max | Min | L _{eq} |
| | | | | | | | | | | | | | | | | | | | | | | | | | | | | | | |
| Doodh Naka, Ulhasnagr sector 5 | 83.3 | 68.8 | 78.0 | 85.3 | 80.2 | 83.5 | 77.2 | 69.9 | 74.6 | 98.2 | 75.8 | 84.3 | 80.1 | 70.7 | 76.2 | 79.4 | 70.9 | 76.6 | 75.8 | 64.1 | 71.9 | 75.4 | 66.0 | 72.2 | 79.0 | 63.6 | 74.3 | 100.6 | 74.4 | 97.2 |
| CHM college | 79.0 | 63.8 | 75.7 | 86.9 | 68.5 | 80.9 | 76.7 | 66.9 | 73.8 | 98.2 | 95.7 | 97.1 | 79.4 | 70.8 | 77.3 | 86.0 | 64.3 | 79.4 | 84.6 | 69.4 | 79.3 | 77.5 | 61.1 | 74.1 | 83.1 | 59.3 | 78.7 | 96.5 | 89.2 | 93.1 |
| | | | | | | | | | | | | | | | | | | | | | | | | | | | | | | |
| Dhamankar Naka | 80.3 | 67.8 | 77.8 | 84.8 | 74.3 | 82.2 | 87.3 | 64.5 | 80.8 | 105.3 | 95.1 | 103.3 | 78.1 | 72.6 | 75.6 | 86.0 | 77.7 | 82.7 | 86.7 | 78.8 | 83.7 | 78.3 | 67.9 | 75.8 | 84.5 | 74.1 | 81.4 | 95.8 | 86.1 | 92.9 |
| Indira Gandhi Memorial Hospital | 80.3 | 69.5 | 77.1 | 97.1 | 76.1 | 80.9 | 79.4 | 63.5 | 74.3 | 74.0 | 69.8 | 72.7 | 86.5 | 78.7 | 83.2 | 96.6 | 75.3 | 92.7 | 73.8 | 65.3 | 69.7 | 77.9 | 67.6 | 74.5 | 90.3 | 65.8 | 83.3 | 73.6 | 55.4 | 69.9 |
| Shelar Near Nadi naka | 79.0 | 67.8 | 77.0 | 96.5 | 72.6 | 82.2 | 83.5 | 57.3 | 77.9 | 106.9 | 78.3 | 101.0 | 77.8 | 65.5 | 73.7 | 109.6 | 69.4 | 105.2 | 89.6 | 71.9 | 82.6 | 69.4 | 62.6 | 65.6 | 73.1 | 65.9 | 70.0 | 96.0 | 53.3 | 92.1 |
| | | | | | | | | | | | | | | | | | | | | | | | | | | | | | | |
| Govt. Medical College & Hospital, Chandrapur | 68.8 | 60.6 | 67.0 | 73.5 | 66.4 | 71.3 | 69.8 | 59.6 | 66.9 | 76.3 | 72.1 | 74.0 | 69.6 | 62.5 | 68.0 | 76.6 | 72.1 | 75.3 | 75.1 | 63.5 | 70.8 | 84.8 | 72.8 | 79.6 | 78.5 | 65.4 | 74.5 | 102.5 | 78.6 | 97.3 |
| Gandhi Square, Municipal Corporation, Chandrapur | 76.4 | 62.9 | 72.8 | 93.8 | 63.5 | 87.2 | 73.4 | 57.3 | 69.8 | 81.5 | 70.6 | 78.3 | 73.5 | 64.4 | 70.6 | 80.3 | 72.9 | 77.7 | 70.2 | 64.2 | 68.5 | 83.8 | 73.9 | 79.9 | 97.3 | 86.1 | 95.0 | 106.2 | 98.7 | 103.3 |
| Jatpura Gate | 80.5 | 61.9 | 75.8 | 89.8 | 68.3 | 84.1 | 71.5 | 61.8 | 69.2 | 79.6 | 68.5 | 77.3 | 71.5 | 64.9 | 70.3 | 80.6 | 69.1 | 77.4 | 79.4 | 64.5 | 75.9 | 93.7 | 68.8 | 86.5 | 89.9 | 75.3 | 87.8 | 98.7 | 88.2 | 94.9 |

| | 2-Sep-19 | | | 13-Sep-18 | | | 3-Sep-19 | | | 14-Sep-18 | | | 6-Sep-19 | | | 17-Sep-18 | | | 8-Sep-19 | | | 19-Sep-18 | | | 12-Sep-19 | | | 23-Sep-18 | | |
|--|----------|------|-----------------|-----------|------|-----------------|----------|------|-----------------|-----------|------|-----------------|----------|------|-----------------|-----------|------|-----------------|----------|------|-----------------|-----------|------|-----------------|-----------|------|-----------------|-----------|------|-----------------|
| Location name (details) | Max | Min | L _{eq} | Max | Min | L _{eq} | Max | Min | L _{eq} | Max | Min | L _{eq} | Max | Min | L _{eq} | Max | Min | L _{eq} | Max | Min | L _{eq} | Max | Min | L _{eq} | Max | Min | L _{eq} | Max | Min | L _{eq} |
| | | | | | | | | | | | | | | | | 0.0 | 0.0 | | | | | | | | | | | | | |
| Ganesh Nagar | 84.0 | 68.0 | 80.2 | 80.4 | 56.3 | 76.5 | 81.0 | 71.0 | 78.5 | 81.4 | 64.9 | 77.0 | 78.0 | 54.0 | 73.1 | 82.6 | 68.7 | 78.1 | 80.0 | 62.0 | 76.5 | 73.1 | 57.1 | 69.7 | 81.0 | 61.0 | 76.3 | 80.1 | 61.2 | 75.8 |
| Shivaji Nagar | 86.0 | 64.0 | 81.5 | 80.2 | 53.5 | 75.4 | 80.0 | 68.0 | 76.9 | 78.9 | 57.3 | 73.5 | 77.0 | 51.0 | 72.9 | 82.6 | 62.8 | 78.4 | 82.0 | 61.0 | 77.4 | 74.2 | 53.8 | 70.5 | 89.0 | 75.0 | 85.0 | 91.2 | 80.4 | 88.0 |
| Shree Guru Govindsing Govt. Medical College & Hospital | 86.0 | 73.0 | 82.5 | 79.6 | 57.2 | 75.5 | 81.0 | 70.0 | 77.8 | 82.4 | 60.8 | 76.4 | 79.0 | 58.0 | 74.7 | 83.6 | 65.1 | 78.5 | 82.0 | 64.0 | 77.9 | 74.0 | 52.7 | 70.6 | 86.0 | 68.0 | 81.7 | 79.2 | 59.8 | 74.2 |
| | | | | | | | | | | | | | | | | | | | | | | | | | | | | | | |
| Kotala Chawk | 84.9 | 69.4 | 80.5 | 84.2 | 69.2 | 79.4 | 76.4 | 65.2 | 73.6 | 85.4 | 65.1 | 78.9 | 78.1 | 69.1 | 75.3 | 84.2 | 69.2 | 79.4 | 74.6 | 68.4 | 72.1 | 86.5 | 76.4 | 81.8 | 76.1 | 70.5 | 73.7 | 105.4 | 84.1 | 99.9 |
| Chitale Road | 80.1 | 68.4 | 77.4 | 81.7 | 71.2 | 78.7 | 75.1 | 68.5 | 72.4 | 87.5 | 68.9 | 81.6 | 77.1 | 68.2 | 74.7 | 81.7 | 71.2 | 78.7 | 74.1 | 69.4 | 72.0 | 84.2 | 73.1 | 79.8 | 76.5 | 69.2 | 74.0 | 103.4 | 80.4 | 99.5 |
| Old Bus Stand | 82.7 | 70.1 | 79.6 | 84.2 | 68.4 | 80.4 | 75.5 | 69.1 | 72.7 | 81.5 | 69.5 | 77.7 | 74.7 | 68.0 | 71.5 | 84.2 | 68.4 | 80.4 | 73.1 | 68.1 | 71.0 | 85.5 | 76.2 | 81.5 | 74.6 | 70.1 | 72.3 | 105.2 | 79.4 | 99.7 |
| | | | | | | | | | | | | | | | | | | | | | | | | | | | | | | |
| Agrasen Chawk | 83.4 | 69.7 | 80.4 | 84.7 | 66.4 | 81.8 | 76.6 | 68.6 | 73.6 | 79.9 | 68.7 | 76.9 | 74.3 | 69.0 | 71.8 | 84.7 | 66.4 | 81.8 | 74.3 | 68.6 | 71.8 | 84.6 | 76.3 | 81.2 | 77.5 | 69.1 | 75.3 | 103.2 | 78.9 | 98.1 |

| | 2-Sep-19 | | | 13-Sep-18 | | | 3-Sep-19 | | | 14-Sep-18 | | | 6-Sep-19 | | | 17-Sep-18 | | | 8-Sep-19 | | | 19-Sep-18 | | | 12-Sep-19 | | | 23-Sep-18 | | |
|-------------------------|----------|------|-----------------|-----------|------|-----------------|----------|------|-----------------|-----------|------|-----------------|----------|------|-----------------|-----------|------|-----------------|----------|------|-----------------|-----------|------|-----------------|-----------|------|-----------------|-----------|------|-----------------|
| Location name (details) | Max | Min | L _{eq} | Max | Min | L _{eq} | Max | Min | L _{eq} | Max | Min | L _{eq} | Max | Min | L _{eq} | Max | Min | L _{eq} | Max | Min | L _{eq} | Max | Min | L _{eq} | Max | Min | L _{eq} | Max | Min | L _{eq} |
| | | | | | | | | | | | | | | | | | | | | | | | | | | | | | | |
| Fulwala Chawk | 81.4 | 68.4 | 79.1 | 70.9 | 57.4 | 67.8 | 73.6 | 67.5 | 71.0 | 79.8 | 67.8 | 76.0 | 73.0 | 69.1 | 71.4 | 70.9 | 57.4 | 67.8 | 73.7 | 67.2 | 71.1 | 83.6 | 75.5 | 80.8 | 76.5 | 70.1 | 74.0 | 100.4 | 78.5 | 96.4 |
| Santoshi Mata Chawk | 84.6 | 70.1 | 80.9 | 89.2 | 74.1 | 86.3 | 73.7 | 69.5 | 72.1 | 82.5 | 69.0 | 79.7 | 74.6 | 68.3 | 71.4 | 89.2 | 74.1 | 86.3 | 74.6 | 68.6 | 72.2 | 84.6 | 74.2 | 80.0 | 75.5 | 69.2 | 72.7 | 102.1 | 82.1 | 97.9 |
| | | | | | | | | | | | | | | | | | | | | | | | | | | | | | | |
| Mosampur | 82.4 | 68.4 | 79.6 | 84.7 | 67.4 | 79.2 | 72.6 | 68.5 | 70.5 | 79.3 | 69.5 | 75.5 | 74.7 | 69.5 | 71.8 | 84.7 | 67.4 | 79.2 | 72.6 | 68.5 | 70.7 | 82.7 | 70.3 | 79.2 | 78.1 | 69.3 | 74.5 | 106.4 | 78.5 | 100.7 |
| Satana Naka | 83.5 | 68.7 | 80.4 | 80.4 | 73.8 | 78.3 | 71.2 | 68.5 | 69.9 | 79.0 | 68.1 | 74.6 | 73.7 | 68.5 | 71.2 | 80.4 | 73.8 | 78.3 | 72.7 | 67.5 | 70.6 | 85.5 | 69.6 | 81.4 | 76.2 | 69.6 | 72.9 | 105.4 | 80.4 | 99.9 |
| Malegaon Camp | 81.9 | 70.1 | 78.4 | 79.8 | 68.4 | 75.8 | 72.4 | 67.6 | 70.4 | 78.5 | 69.5 | 76.1 | 74.6 | 69.7 | 71.9 | 79.8 | 68.4 | 75.8 | 71.6 | 67.1 | 69.8 | 83.7 | 69.0 | 79.5 | 79.0 | 70.2 | 75.2 | 108.4 | 79.4 | 102.7 |
| | | | | | | | | | | | | | | | | | | | | | | | | | | | | | | |
| Chaphekar Chawk, | 76.2 | 61.6 | 73.2 | 88.4 | 73.9 | 82.8 | 82.8 | 61.0 | 77.1 | 83.9 | 70.6 | 79.0 | 84.8 | 65.9 | 80.5 | 80.4 | 68.2 | 76.4 | 84.0 | 57.5 | 78.0 | 72.1 | 58.1 | 83.9 | 99.5 | 70.0 | 97.5 | 83.6 | 74.7 | 79.8 |
| Shanti Nagar | 80.9 | 60.7 | 76.0 | 78.1 | 66.7 | 74.2 | 77.8 | 62.5 | 73.9 | 79.7 | 61.8 | 75.3 | 80.2 | 63.5 | 77.3 | 84.7 | 70.6 | 82.1 | 78.2 | 60.6 | 74.0 | 71.8 | 63.7 | 78.8 | 109.7 | 89.3 | 74.2 | 89.4 | 78.4 | 85.7 |
| Bosari Gaonthan | 75.3 | 63.7 | 71.6 | 74.1 | 66.3 | 72.0 | 81.7 | 62.7 | 78.2 | 83.7 | 63.9 | 79.5 | 78.4 | 64.7 | 74.4 | 82.6 | 69.6 | 78.5 | 82.8 | 59.3 | 77.6 | 82.0 | 67.4 | 81.4 | 83.9 | 64.9 | 75.1 | 82.7 | 69.1 | 78.7 |

| | 2-Sep-19 | | | 13-Sep-18 | | | 3-Sep-19 | | | 14-Sep-18 | | | 6-Sep-19 | | | 17-Sep-18 | | | 8-Sep-19 | | | 19-Sep-18 | | | 12-Sep-19 | | | 23-Sep-18 | | |
|----------------------------|----------|------|-----------------|-----------|------|-----------------|----------|------|-----------------|-----------|------|-----------------|----------|------|-----------------|-----------|------|-----------------|----------|------|-----------------|-----------|------|-----------------|-----------|------|-----------------|-----------|------|------|
| | Max | Min | L _{eq} | Max | Min | L _{eq} | Max | Min | L _{eq} | Max | Min | L _{eq} | Max | Min | L _{eq} | Max | Min | L _{eq} | Max | Min | L _{eq} | Max | Min | L _{eq} | Max | Min | L _{eq} | | | |
| Location name (details) | | | | | | | | | | | | | | | | | | | | | | | | | | | | | | |
| | | | | | | | | | | | | | | | | | | | | | | | | | | | | | | |
| Shivaji Chawk, Parbhani | 89.0 | 80.0 | 85.2 | 80.3 | 63.5 | 76.0 | 82.0 | 69.0 | 78.2 | 82.8 | 60.2 | 77.4 | 80.0 | 67.0 | 76.9 | 81.6 | 62.8 | 77.3 | 79.0 | 61.0 | 75.5 | 73.1 | 54.7 | 68.7 | 92.0 | 79.0 | 88.5 | 91.4 | 68.9 | 86.8 |
| Shivaji Maharaj Putala | 86.0 | 73.0 | 80.9 | 82.6 | 70.1 | 79.5 | 83.0 | 67.0 | 79.3 | 80.1 | 65.8 | 76.8 | 82.0 | 69.0 | 78.5 | 83.4 | 63.8 | 77.9 | 81.0 | 64.0 | 77.1 | 73.8 | 62.8 | 70.4 | 86.0 | 71.0 | 82.0 | 76.4 | 61.8 | 72.4 |
| Raigad Corner, Jintur road | 80.0 | 63.0 | 75.7 | 78.6 | 59.1 | 74.2 | 81.0 | 62.0 | 76.7 | 77.4 | 52.8 | 73.5 | 78.0 | 57.0 | 72.9 | 79.8 | 62.5 | 75.2 | 73.0 | 54.0 | 69.3 | 71.5 | 51.2 | 68.3 | 82.0 | 72.0 | 78.4 | 76.8 | 59.8 | 71.4 |
| | | | | | | | | | | | | | | | | | | | | | | | | | | | | | | |
| Ganjgolai | 88.0 | 78.0 | 85.0 | 84.6 | 68.6 | 80.8 | 83.0 | 71.0 | 79.8 | 82.4 | 62.5 | 78.1 | 82.0 | 61.0 | 77.1 | 80.7 | 64.8 | 77.4 | 80.0 | 64.0 | 76.0 | 78.1 | 62.4 | 74.5 | 86.0 | 71.0 | 81.4 | 91.3 | 78.6 | 87.5 |
| Kesharaj High school | 82.0 | 61.0 | 77.4 | 81.5 | 67.5 | 77.9 | 76.0 | 58.0 | 71.9 | 75.8 | 52.0 | 71.5 | 77.0 | 52.0 | 71.7 | 78.1 | 60.3 | 73.6 | 76.0 | 51.0 | 70.8 | 72.3 | 55.6 | 67.4 | 81.0 | 67.0 | 77.0 | 79.6 | 60.1 | 75.0 |
| Aadarsh Colony | 85.0 | 65.0 | 80.4 | 84.5 | 69.2 | 80.2 | 77.0 | 62.0 | 72.6 | 78.1 | 50.8 | 73.1 | 78.0 | 57.0 | 73.7 | 76.8 | 54.8 | 72.4 | 76.0 | 49.0 | 71.3 | 73.6 | 57.1 | 69.8 | 89.0 | 78.0 | 85.5 | 81.3 | 64.2 | 76.7 |
| | | | | | | | | | | | | | | | | | | | | | | | | | | | | | | |
| Collector Office | 77.6 | 64.6 | 73.4 | 76.0 | 54.4 | 71.4 | 75.0 | 59.5 | 72.2 | 73.2 | 57.1 | 69.1 | 73.2 | 59.5 | 70.2 | 77.9 | 61.3 | 75.1 | 75.6 | 64.8 | 72.4 | 76.4 | 62.5 | 72.7 | 77.1 | 62.3 | 74.4 | 75.6 | 68.8 | 72.7 |

| | 2-Sep-19 | | | 13-Sep-18 | | | 3-Sep-19 | | | 14-Sep-18 | | | 6-Sep-19 | | | 17-Sep-18 | | | 8-Sep-19 | | | 19-Sep-18 | | | 12-Sep-19 | | | 23-Sep-18 | | |
|---|----------|------|-----------------|-----------|------|-----------------|----------|------|-----------------|-----------|------|-----------------|----------|------|-----------------|-----------|------|-----------------|----------|------|-----------------|-----------|------|-----------------|-----------|------|-----------------|-----------|------|-----------------|
| | Max | Min | L _{eq} | Max | Min | L _{eq} | Max | Min | L _{eq} | Max | Min | L _{eq} | Max | Min | L _{eq} | Max | Min | L _{eq} | Max | Min | L _{eq} | Max | Min | L _{eq} | Max | Min | L _{eq} | Max | Min | L _{eq} |
| Location name (details) | | | | | | | | | | | | | | | | | | | | | | | | | | | | | | |
| Civil line Chawk / Ratanlal plot | 79.7 | 71.7 | 77.2 | 78.3 | 58.9 | 74.2 | 76.9 | 61.4 | 73.8 | 72.8 | 58.9 | 70.8 | 74.7 | 62.0 | 72.1 | 75.4 | 60.2 | 71.4 | 76.3 | 66.6 | 74.1 | 76.8 | 66.0 | 73.6 | 78.7 | 65.8 | 76.2 | 75.3 | 68.9 | 72.9 |
| City Kotawali Chawk near police station | 82.7 | 73.0 | 79.4 | 81.0 | 70.0 | 78.1 | 78.6 | 64.6 | 76.3 | 74.8 | 68.1 | 72.0 | 76.3 | 66.1 | 74.2 | 78.6 | 64.3 | 75.7 | 77.6 | 68.0 | 76.4 | 82.6 | 70.7 | 78.3 | 85.6 | 67.1 | 81.4 | 82.6 | 71.5 | 78.7 |
| | | | | | | | | | | | | | | | | | | | | | | | | | | | | | | |
| Balives | 102.5 | 79.4 | 96.6 | 85.1 | 67.5 | 79.3 | 100.6 | 62.7 | 97.1 | 82.3 | 66.5 | 78.8 | 98.2 | 83.8 | 93.5 | 85.6 | 72.0 | 80.8 | 98.5 | 82.4 | 92.1 | 88.5 | 77.4 | 85.5 | 88.1 | 78.8 | 84.9 | 90.0 | 79.7 | 86.6 |
| Ashok Chowk | 98.7 | 74.5 | 93.0 | 87.3 | 69.1 | 80.9 | 100.1 | 58.1 | 95.0 | 84.6 | 66.8 | 79.8 | 98.8 | 79.1 | 92.6 | 78.3 | 72.2 | 75.8 | 81.4 | 69.5 | 76.6 | 89.3 | 73.9 | 83.0 | 92.3 | 55.9 | 88.3 | 80.2 | 70.7 | 77.4 |
| Hotgi and Vijapur road | 100.8 | 73.8 | 94.9 | 88.7 | 70.9 | 82.9 | 92.7 | 52.8 | 87.8 | 86.5 | 66.2 | 81.5 | 98.0 | 84.5 | 92.7 | 94.0 | 69.8 | 88.5 | 92.7 | 77.8 | 89.1 | 99.3 | 69.7 | 93.3 | 92.4 | 82.2 | 88.3 | 90.8 | 72.3 | 86.2 |
| Saat Rastta Railway Station | 90.7 | 56.4 | 85.5 | 91.6 | 68.5 | 85.1 | 99.1 | 70.1 | 92.5 | 85.4 | 71.5 | 79.5 | 94.7 | 76.4 | 89.7 | 85.3 | 68.7 | 80.9 | 90.2 | 68.2 | 83.9 | 84.8 | 78.2 | 82.7 | 92.8 | 82.7 | 88.8 | 88.5 | 78.1 | 84.6 |
| | | | | | | | | | | | | | | | | | | | | | | | | | | | | | | |
| Utsav Chowk, Kharghar | 75.1 | 65.3 | 72.2 | 81.5 | 59.8 | 76.4 | 77.6 | 65.4 | 73.4 | 95.0 | 67.7 | 89.1 | 80.6 | 71.9 | 77.7 | 81.0 | 71.1 | 76.2 | 86.0 | 67.0 | 79.4 | 72.1 | 58.1 | 68.9 | 80.5 | 66.2 | 74.7 | 90.7 | 66.1 | 85.8 |
| Old Panvel, Panvel Corporation Building | 72.7 | 62.8 | 69.3 | 80.8 | 69.9 | 78.6 | 75.9 | 70.9 | 73.6 | 94.1 | 79.4 | 89.8 | 83.6 | 80.1 | 82.7 | 90.1 | 62.1 | 83.1 | 76.0 | 71.0 | 74.2 | 71.8 | 63.7 | 68.7 | 77.4 | 68.9 | 73.7 | 86.8 | 80.4 | 84.1 |

[illegible]

ANNEXURE IV

Annexure IV - Hourly Noise Levels on 2nd, 3rd, 6th 8th & 12th September 2019 during Ganesh Festival at different locations in Maharashtra

| | | 2-Sep-19 | 2-Sep-19 | 2-Sep-19 | 2-Sep-19 | 2-Sep-19 | 2-Sep-19 | | | |
|--------|--|-------------|-------------|-------------|-------------|-------------|-------------|------|------|-----------------|
| | | Monday | Monday | Monday | Monday | Monday | Monday | Max | Min | L _{eq} |
| City | Location name (details) | 18:00-19:00 | 19:00-20:00 | 20:00-21:00 | 21:00-22:00 | 22:00-23:00 | 23:00-24:00 | | | |
| Mumbai | Andheri - Azad Nagar, Sarvajanik Utsav Samiti Sr. 2, Vir Desai Marg, Andheri (W)-Sr.J.B.B.S.D.540 | 78.4 | 81.9 | 76.3 | 72.9 | 72.7 | 69.7 | 81.9 | 69.7 | 77.2 |
| Mumbai | Bandra - Sarvajanik Ganeshutsav Mandal-Sr.A2329, S.V. Road, Bandra (W) | 72.6 | 72.4 | 75.2 | 73.2 | 69.8 | 63.1 | 75.2 | 63.1 | 72.3 |
| Mumbai | Bhandup - Jay Bajrang Mitra Mandal (Bhandup Samrat), Bhandup Station Rd (W) | 64.0 | 65.7 | 67.2 | 66.4 | 63.8 | 61.9 | 67.2 | 61.9 | 65.2 |
| Mumbai | Borivali - Manav Mitra Mandal, L.T. Road, Borivali (W), Mumbai - 400092 | 77.3 | 78.4 | 71.1 | 66.0 | 59.4 | 52.6 | 78.4 | 52.6 | 73.7 |
| Mumbai | Byculla - Sarvajanik Ganeshutsav mandal, Dr. Ambedkar Marg, Byculla (E) | 81.4 | 82.1 | 76.6 | 74.3 | 71.2 | 63.8 | 82.1 | 63.8 | 78.1 |
| Mumbai | Chembur (East) - Near Ashish Talao / Ashish Theatre | 74.5 | 72.7 | 71.2 | 73.4 | 73.4 | 77.2 | 77.2 | 71.2 | 74.2 |
| Mumbai | Chembur (West) - Sahyadri Krida Mandal Tilak Nagar, Chembur | 73.5 | 71.1 | 65.0 | 78.6 | 69.9 | 85.7 | 85.7 | 65.0 | 79.1 |
| Mumbai | Chinchpokali (E) - Lalbaug Raja Sarvajanik Ganeshutsav Mandal | 78.3 | 71.1 | 64.9 | 63.5 | 79.4 | 78.5 | 79.4 | 63.5 | 76.1 |
| Mumbai | Chinchpokali (W) - Parsiwadi Mitra Mandal, Auther Road Naka, Sarvajanik Ganeshutsav Mandal | 64.8 | 68.4 | 69.5 | 70.7 | 74.3 | 60.3 | 74.3 | 60.3 | 69.9 |
| Mumbai | Dadar (East) - Khodadad Circle, Dadar TT | 62.7 | 65.8 | 65.3 | 71.3 | 72.4 | 73.7 | 73.7 | 62.7 | 70.2 |

| | | 2-Sep-19 | 2-Sep-19 | 2-Sep-19 | 2-Sep-19 | 2-Sep-19 | 2-Sep-19 | | | |
|--------|---|-------------|-------------|-------------|-------------|-------------|-------------|------|------|-----------------|
| | | Monday | Monday | Monday | Monday | Monday | Monday | Max | Min | L _{eq} |
| City | Location name (details) | 18:00-19:00 | 19:00-20:00 | 20:00-21:00 | 21:00-22:00 | 22:00-23:00 | 23:00-24:00 | | | |
| Mumbai | Dadar (West) - Sai Ganesh Sadan, Senapati Bapat Marg, Sarvajanik Ganeshutsav Mandal, Sunder Nagar | 81.1 | 80.3 | 74.2 | 78.4 | 69.5 | 66.3 | 81.1 | 66.3 | 77.6 |
| Mumbai | Elphinstone - Shiv Sai Sarvajanik Ganeshutsav Mandal, B.M. Marg, Elphinstone Road, Mumbai - 13. | 69.3 | 72.5 | 73.7 | 69.3 | 71.0 | 71.6 | 73.7 | 69.3 | 71.5 |
| Mumbai | Ghatkopar - Amar Mitra Mandal, Tilak nagar, Ghatkopar (E) | 70.1 | 73.1 | 74.4 | 74.6 | 75.9 | 82.0 | 82.0 | 70.1 | 76.7 |
| Mumbai | Girgaon Chowpati - Akhil Chowpati Bhirvi Lane, Sarvajanik Ganeshutsav Mandal, Mumbai - 400 006 | 71.0 | 70.2 | 73.4 | 78.9 | 73.7 | 71.4 | 78.9 | 70.2 | 74.3 |
| Mumbai | Grant Road - Saltar Road Sarvjanik Ganeshutsav Mandal, Grant Road (W), Mumbai. | 69.9 | 78.4 | 74.3 | 68.9 | 76.5 | 79.4 | 79.4 | 68.9 | 76.1 |
| Mumbai | Juhu Chowpati - Om Kareshver Shiv Mandir (Trust), Fort Juhu Choupati | 71.6 | 68.4 | 71.6 | 76.7 | 78.5 | 73.6 | 78.5 | 68.4 | 74.7 |
| Mumbai | Kandivali (East) - Thakur Village | 66.2 | 66.1 | 63.4 | 63.8 | 62.0 | 63.8 | 66.2 | 62.0 | 64.5 |
| Mumbai | Kandivali (W) - Balla Mitra Mandal, Behind Poisur Depot, Nr Ganesh Medics, Kandivali (W) | 68.0 | 63.2 | 61.5 | 62.7 | 57.3 | 58.2 | 68.0 | 57.3 | 63.3 |
| Mumbai | Khar - Sarvajanik Ganeshutsav Mandal Sr. 1441-34/35, Sharma Building, 4th Road, Opp. Khar Police Station(W) | 78.9 | 61.6 | 64.3 | 65.0 | 62.7 | 67.9 | 78.9 | 61.6 | 71.9 |
| Mumbai | Mulund - Sargam Mitra Mandal R.H.B. Road, Mumbai - 400 080 | 76.3 | 66.5 | 73.1 | 70.7 | 69.5 | 66.8 | 76.3 | 66.5 | 71.9 |

| | | 2-Sep-19 | 2-Sep-19 | 2-Sep-19 | 2-Sep-19 | 2-Sep-19 | 2-Sep-19 | | | |
|-------------|---|-------------|-------------|-------------|-------------|-------------|-------------|------|------|-----------------|
| | | Monday | Monday | Monday | Monday | Monday | Monday | Max | Min | L _{eq} |
| City | Location name (details) | 18:00-19:00 | 19:00-20:00 | 20:00-21:00 | 21:00-22:00 | 22:00-23:00 | 23:00-24:00 | | | |
| Mumbai | Mumbai Central - Belasis Road, B.I.T. Chawl, Mumbai Central, Mumbai - 400 008 | 62.8 | 66.4 | 67.9 | 73.8 | 65.1 | 66.3 | 73.8 | 62.8 | 68.6 |
| Mumbai | Parel - Sarvajanik Ganeshutsav Mandal Bal Gopal Mandal Parel (W), Tata Mill Compound, Parel | 82.4 | 83.2 | 83.6 | 83.9 | 81.2 | 78.2 | 83.9 | 78.2 | 82.4 |
| Mumbai | Santacruz (East) - Milan Subway, Neet & Geet Society | 76.3 | 84.9 | 92.8 | 93.4 | 89.7 | 71.9 | 93.4 | 71.9 | 89.5 |
| Mumbai | Vikhroli - Balmitra Kala Mandal, Vijay House, Vikhroli Station Rd, Vikhroli (W) | 68.4 | 82.6 | 80.9 | 78.4 | 82.3 | 71.7 | 82.6 | 68.4 | 79.7 |
| Mumbai | Wadala - G.B.S. Sarvajanik Ganeshutsav Mandal, Shree Ram Mandir, Before Wadala Depot Signal | 75.5 | 77.7 | 78.2 | 81.4 | 73.7 | 68.9 | 81.4 | 68.9 | 77.4 |
| | | | | | | | | | | |
| Navi Mumbai | Airoli - Traffic Police Chouki (before Mulund Airoli Bridge) | 79.3 | 85.2 | 84.6 | 80.1 | 80.5 | 73.6 | 85.2 | 73.6 | 82.0 |
| Navi Mumbai | CBD Belapur - MGM Hospital Chowk, Near Police Chowki | 80.2 | 84.7 | 84.5 | 81.4 | 82.5 | 79.4 | 84.7 | 79.4 | 82.6 |
| Navi Mumbai | Kopar Khairane - Sector-10, D-Mart Main Road | 82.5 | 83.7 | 80.4 | 81.7 | 79.4 | 72.5 | 83.7 | 72.5 | 81.1 |
| Navi Mumbai | Uran - Ganpati Chowk | 75.8 | 78.7 | 89.7 | 75.9 | 71.4 | 70.2 | 89.7 | 70.2 | 82.6 |

| | | 2-Sep-19 | 2-Sep-19 | 2-Sep-19 | 2-Sep-19 | 2-Sep-19 | 2-Sep-19 | | | |
|-------------|--|-------------|-------------|-------------|-------------|-------------|-------------|------|------|-----------------|
| | | Monday | Monday | Monday | Monday | Monday | Monday | Max | Min | L _{eq} |
| City | Location name (details) | 18:00-19:00 | 19:00-20:00 | 20:00-21:00 | 21:00-22:00 | 22:00-23:00 | 23:00-24:00 | | | |
| Navi Mumbai | Vashi - Shivaji Chowk Near Bus Depot | 66.8 | 69.3 | 77.7 | 77.3 | 76.0 | 74.3 | 77.7 | 66.8 | 75.0 |
| | | | | | | | | | | |
| Thane | Gokhale Road-Malhar Cinema | 72.6 | 76.3 | 64.2 | 61.6 | 64.3 | 57.4 | 76.3 | 57.4 | 70.6 |
| Thane | Jambli Naka- Lake immersion Point | 65.0 | 75.3 | 68.4 | 66.5 | 73.1 | 65.4 | 75.3 | 65.0 | 70.8 |
| Thane | Main Road- Gaondevi Mandir, Naupada | 73.1 | 68.5 | 78.5 | 73.1 | 79.2 | 68.3 | 79.2 | 68.3 | 75.4 |
| Thane | Wagle Estate- Raila Devi Lake | 66.4 | 67.7 | 63.6 | 64.8 | 64.5 | 64.7 | 67.7 | 63.6 | 65.5 |
| Thane | Court Naka | 74.2 | 78.0 | 57.6 | 69.2 | 71.3 | 79.0 | 79.0 | 57.6 | 75.0 |
| Thane | Mental Hospital | 61.2 | 68.8 | 67.1 | 66.5 | 65.7 | 64.6 | 68.8 | 61.2 | 66.2 |
| Thane | Bedekar Hospital | 58.4 | 59.5 | 65.2 | 68.9 | 71.8 | 65.5 | 71.8 | 58.4 | 67.2 |
| Thane | Kalwa- Chatarpati Shivaji Maharaj Hospital | 52.8 | 59.5 | 50.9 | 52.3 | 47.8 | 45.2 | 59.5 | 45.2 | 53.9 |

| | | 2-Sep-19 | 2-Sep-19 | 2-Sep-19 | 2-Sep-19 | 2-Sep-19 | 2-Sep-19 | | | |
|------|-----------------------------------|-------------|-------------|-------------|-------------|-------------|-------------|------|------|-----------------|
| | | Monday | Monday | Monday | Monday | Monday | Monday | Max | Min | L _{eq} |
| City | Location name (details) | 18:00-19:00 | 19:00-20:00 | 20:00-21:00 | 21:00-22:00 | 22:00-23:00 | 23:00-24:00 | | | |
| | | | | | | | | | | |
| Pune | Shivaji Nagar (Sakhar Sankul) | 82.4 | 84.6 | 84.9 | 70.5 | 62.1 | 58.2 | 84.9 | 58.2 | 81.2 |
| Pune | Karve Road (Nul stop) | 80.3 | 87.6 | 88.9 | 85.4 | 74.3 | 65.8 | 88.9 | 65.8 | 84.9 |
| Pune | Swar Gate (Tilak Road) | 82.4 | 85.6 | 88.3 | 80.4 | 72.6 | 63.7 | 88.3 | 63.7 | 83.5 |
| Pune | Satara Road (Balaji Nagar) | 71.4 | 78.2 | 76.4 | 80.6 | 71.4 | 69.7 | 80.6 | 69.7 | 76.4 |
| Pune | Shaniwar Peth (Shanivar Wada) | 73.2 | 78.4 | 76.5 | 72.4 | 70.6 | 64.8 | 78.4 | 64.8 | 74.4 |
| Pune | Yerawada (Near Gunjan Theatre) | 68.9 | 89.9 | 87.6 | 76.9 | 74.8 | 65.4 | 89.9 | 65.4 | 84.4 |
| Pune | Laxmi Road (Shagun Chowk) | 72.4 | 79.4 | 91.5 | 78.6 | 71.5 | 69.3 | 91.5 | 69.3 | 84.3 |
| Pune | Kothrud (Near Shivaji Putala) | 71.6 | 80.6 | 88.7 | 85.3 | 72.4 | 66.8 | 88.7 | 66.8 | 83.1 |
| Pune | Mahatma Phule Madai (Near Mandai) | 76.3 | 82.2 | 80.6 | 78.5 | 73.8 | 68.4 | 82.2 | 68.4 | 78.5 |

[illegible]

| | | 2-Sep-19 | 2-Sep-19 | 2-Sep-19 | 2-Sep-19 | 2-Sep-19 | 2-Sep-19 | | | |
|------------|--|-------------|-------------|-------------|-------------|-------------|-------------|------|------|-----------------|
| | | Monday | Monday | Monday | Monday | Monday | Monday | Max | Min | L _{eq} |
| City | Location name (details) | 18:00-19:00 | 19:00-20:00 | 20:00-21:00 | 21:00-22:00 | 22:00-23:00 | 23:00-24:00 | | | |
| Nashik | Nashik Road/ Ramkund on - 12.09.2019 | 78.4 | 84.2 | 80.1 | 80.4 | 79.3 | 69.5 | 84.2 | 69.5 | 80.3 |
| Nashik | Panchvati/ Near Ashok Stambh on - 12.09.2019 | 80.1 | 80.5 | 79.5 | 82.6 | 80.1 | 74.5 | 82.6 | 74.5 | 80.1 |
| Nashik | Civil Hospital / Near Gadge Maharaj Statue on - 12.09.2019 | 75.1 | 76.6 | 73.9 | 77.5 | 74.0 | 69.5 | 77.5 | 69.5 | 75.1 |
| Nashik | Trimurty Chowk / River Bank of Waldevi on - 12.09.2019 | 79.5 | 81.5 | 85.7 | 80.5 | 77.1 | 70.5 | 85.7 | 70.5 | 81.1 |
| Nashik | Satpur Bus Stand / CIDCO (Behind PF Off.) on - 12.09.2019 | 77.2 | 79.1 | 80.1 | 78.6 | 75.5 | 68.9 | 80.1 | 68.9 | 77.7 |
| | | | | | | | | | | |
| Aurangabad | Gulmandi | 89.0 | 92.0 | 95.0 | 93.0 | 84.0 | 82.0 | 95.0 | 82.0 | 81.1 |
| Aurangabad | City Chowk | 71.0 | 73.0 | 75.0 | 71.0 | 68.0 | 67.0 | 75.0 | 67.0 | 77.7 |
| Aurangabad | Kranti Chowk | 72.0 | 75.0 | 76.0 | 72.0 | 70.0 | 69.0 | 76.0 | 69.0 | 73.0 |
| Aurangabad | CIDCO Residential | 65.0 | 67.0 | 58.0 | 52.0 | 49.0 | 48.0 | 67.0 | 48.0 | 61.8 |

| | | 2-Sep-19 | 2-Sep-19 | 2-Sep-19 | 2-Sep-19 | 2-Sep-19 | 2-Sep-19 | | | |
|------------|--|-------------|-------------|-------------|-------------|-------------|-------------|------|------|-----------------|
| | | Monday | Monday | Monday | Monday | Monday | Monday | Max | Min | L _{eq} |
| City | Location name (details) | 18:00-19:00 | 19:00-20:00 | 20:00-21:00 | 21:00-22:00 | 22:00-23:00 | 23:00-24:00 | | | |
| Aurangabad | Usmanpura | 68.0 | 70.0 | 67.0 | 64.0 | 58.0 | 51.0 | 70.0 | 51.0 | 66.1 |
| | | | | | | | | | | |
| Nagpur | Ramdaspath (KRIMS Hospital) / (Sonegaon lake on - 12.09.2019) | 57.2 | 77.4 | 75.4 | 82.3 | 70.8 | 81.6 | 82.3 | 57.2 | 78.4 |
| Nagpur | Cotton Market (Jayshree Talkies) / (Gandhisagar on - 12.09.2019) | 63.4 | 64.9 | 63.4 | 61.4 | 57.5 | 61.5 | 64.9 | 57.5 | 62.6 |
| Nagpur | Golibar Chauk / (Futala lake on - 12.09.2019) | 84.7 | 74.5 | 72.5 | 74.6 | 78.5 | 72.0 | 84.7 | 72.0 | 78.8 |
| Nagpur | Reshimbag (Saraswati Vidyalaya) / (Sakkardara lake on - 12.09.2019) | 72.2 | 74.3 | 81.5 | 72.9 | 75.2 | 71.6 | 81.5 | 71.6 | 76.2 |
| Nagpur | Gandhiputala (Taori TV Showroom) / (Naik lake on - 12.09.2019) | 81.7 | 86.3 | 80.6 | 80.9 | 75.7 | 69.6 | 86.3 | 69.6 | 81.6 |
| | | | | | | | | | | |
| Kalyan | Khadakpada Chawk | 67.9 | 83.2 | 82.4 | 73.9 | 65.9 | 64.7 | 83.2 | 64.7 | 78.5 |
| Kalyan | Shivaji Chawk | 86.4 | 89.5 | 90.5 | 83.5 | 74.6 | 66.5 | 90.5 | 66.5 | 86.6 |

[illegible]

| | | 2-Sep-19 | 2-Sep-19 | 2-Sep-19 | 2-Sep-19 | 2-Sep-19 | 2-Sep-19 | | | |
|---------------|--|-------------|-------------|-------------|-------------|-------------|-------------|------|------|-----------------|
| | | Monday | Monday | Monday | Monday | Monday | Monday | Max | Min | L _{eq} |
| City | Location name (details) | 18:00-19:00 | 19:00-20:00 | 20:00-21:00 | 21:00-22:00 | 22:00-23:00 | 23:00-24:00 | | | |
| Kolhapur | Rajaram Puri (Near Rajaram Puri) | 79.2 | 89.2 | 86.9 | 80.4 | 67.5 | 59.5 | 89.2 | 59.5 | 84.0 |
| Kolhapur | Mahalaxmi Mandir | 79.5 | 73.7 | 79.7 | 73.4 | 68.9 | 53.7 | 79.7 | 53.7 | 75.9 |
| Kolhapur | Khas Baug Maidan (Near Khas Baug Maidan) | 86.2 | 94.7 | 93.2 | 90.4 | 84.6 | 64.2 | 94.7 | 64.2 | 90.6 |
| | | | | | | | | | | |
| Sangli | Miraj Market | 82.4 | 80.9 | 86.1 | 71.1 | 65.7 | 60.7 | 86.1 | 60.7 | 80.8 |
| Sangli | Vishram Baug Chawk | 75.6 | 75.9 | 74.4 | 71.7 | 66.4 | 60.6 | 75.9 | 60.6 | 73.1 |
| Sangli | Gandhi Putala (Ganpati Peth) | 74.8 | 76.1 | 74.7 | 72.2 | 68.9 | 59.9 | 76.1 | 59.9 | 73.2 |
| | | | | | | | | | | |
| Mira-Bhyander | Bhakti Vedant Hospital, Tenkar pada | 67.3 | 69.5 | 70.8 | 70.1 | 68.3 | 68.7 | 70.8 | 67.3 | 69.3 |
| Mira-Bhyander | Golden police Chawki | 70.1 | 70.8 | 69.2 | 66.3 | 63.4 | 61.1 | 70.8 | 61.1 | 68.1 |

[illegible]

| | | 2-Sep-19 | 2-Sep-19 | 2-Sep-19 | 2-Sep-19 | 2-Sep-19 | 2-Sep-19 | | | |
|-------------------|--|-------------|-------------|-------------|-------------|-------------|-------------|------|------|-----------------|
| | | Monday | Monday | Monday | Monday | Monday | Monday | Max | Min | L _{eq} |
| City | Location name (details) | 18:00-19:00 | 19:00-20:00 | 20:00-21:00 | 21:00-22:00 | 22:00-23:00 | 23:00-24:00 | | | |
| Bhiwandi-Nizampur | Dhamankar Naka | 78.8 | 80.3 | 77.3 | 80.3 | 67.8 | 72.3 | 80.3 | 67.8 | 77.8 |
| Bhiwandi-Nizampur | Indira Gandhi Memorial Hospital | 80.3 | 79.5 | 78.3 | 73.0 | 70.8 | 69.5 | 80.3 | 69.5 | 77.1 |
| Bhiwandi-Nizampur | Shelar Near Nadi naka | 79.0 | 77.5 | 78.3 | 79.0 | 67.8 | 70.3 | 79.0 | 67.8 | 77.0 |
| | | | | | | | | | | |
| Chandrapur | Govt. Medical College & Hospital, Chandrapur | 68.8 | 67.5 | 68.5 | 67.8 | 64.2 | 60.6 | 68.8 | 60.6 | 67.0 |
| Chandrapur | Gandhi Square, Municipal Corporation, Chandrapur | 75.8 | 71.4 | 70.7 | 76.4 | 67.2 | 62.9 | 76.4 | 62.9 | 72.8 |
| Chandrapur | Jatpura Gate | 70.5 | 80.5 | 79.1 | 72.6 | 66.5 | 61.9 | 80.5 | 61.9 | 75.8 |
| | | | | | | | | | | |
| Nanded-Waghala | Ganesh Nagar, Municipal Corparation, Nanded | 79.0 | 82.0 | 84.0 | 80.0 | 76.0 | 68.0 | 84.0 | 68.0 | 80.2 |
| Nanded-Waghala | Shivaji Nagar | 81.0 | 86.0 | 83.0 | 79.0 | 76.0 | 64.0 | 86.0 | 64.0 | 81.5 |

[illegible]

| | | 2-Sep-19 | 2-Sep-19 | 2-Sep-19 | 2-Sep-19 | 2-Sep-19 | 2-Sep-19 | | | |
|------------------|--|-------------|-------------|-------------|-------------|-------------|-------------|------|------|-----------------|
| | | Monday | Monday | Monday | Monday | Monday | Monday | Max | Min | L _{eq} |
| City | Location name (details) | 18:00-19:00 | 19:00-20:00 | 20:00-21:00 | 21:00-22:00 | 22:00-23:00 | 23:00-24:00 | | | |
| Malegaon | Mosampur | 78.9 | 79.8 | 82.4 | 81.7 | 75.9 | 69.4 | 82.4 | 69.4 | 79.6 |
| Malegaon | Satana Naka | 79.8 | 81.4 | 83.5 | 81.9 | 76.1 | 68.7 | 83.5 | 68.7 | 80.4 |
| Malegaon | Malegaon Camp | 75.4 | 76.8 | 79.8 | 81.9 | 78.4 | 70.1 | 81.9 | 70.1 | 78.4 |
| | | | | | | | | | | |
| Pimpri-Chinchwad | Chaphekar Chawk, Chinchwad Gaon | 69.7 | 73.5 | 76.1 | 76.2 | 70.3 | 61.6 | 76.2 | 61.6 | 73.2 |
| Pimpri-Chinchwad | Shanti Nagar (Pimri) | 70.8 | 76.1 | 80.9 | 77.2 | 69.4 | 60.7 | 80.9 | 60.7 | 76.0 |
| Pimpri-Chinchwad | Bosari Gaonthan | 64.1 | 69.3 | 74.8 | 75.3 | 69.8 | 63.7 | 75.3 | 63.7 | 71.6 |
| | | | | | | | | | | |
| Parbhani | Shivaji Chawk, Parbhani | 82.0 | 85.0 | 89.0 | 87.0 | 81.0 | 80.0 | 89.0 | 80.0 | 85.2 |
| Parbhani | Shivaji Maharaj Putala, (near S.P. Office) | 79.0 | 86.0 | 81.0 | 79.0 | 75.0 | 73.0 | 86.0 | 73.0 | 80.9 |

[illegible]

[illegible]

| | | 3-Sep-19 | 3-Sep-19 | 3-Sep-19 | 3-Sep-19 | 3-Sep-19 | 3-Sep-19 | | | |
|--------|--|-------------|-------------|-------------|-------------|-------------|-------------|------|------|-----------------|
| | | Tuesday | Tuesday | Tuesday | Tuesday | Tuesday | Tuesday | Max | Min | L _{eq} |
| City | Location name (details) | 18:00-19:00 | 19:00-20:00 | 20:00-21:00 | 21:00-22:00 | 22:00-23:00 | 23:00-24:00 | | | |
| Mumbai | Andheri - Azad Nagar, Sarvajanik Utsav Samiti Sr. 2, Vir Desai Marg, Andheri (W)-Sr.J.B.B.S.D.540 | 73.3 | 74.8 | 77.3 | 71.0 | 74.0 | 72.3 | 77.3 | 71.0 | 74.3 |
| Mumbai | Bandra - Sarvajanik Ganeshutsav Mandal-Sr.A2329, S.V. Road, Bandra (W) | 87.2 | 89.3 | 93.7 | 92.6 | 89.4 | 74.9 | 93.7 | 74.9 | 90.3 |
| Mumbai | Bhandup - Jay Bajrang Mitra Mandal (Bhandup Samrat), Bhandup Station Rd (W) | 75.4 | 71.3 | 85.6 | 82.9 | 79.8 | 71.2 | 85.6 | 71.2 | 80.8 |
| Mumbai | Borivali - Manav Mitra Mandal, L.T. Road, Borivali (W), Mumbai - 400092 | 65.9 | 74.2 | 86.5 | 87.8 | 76.3 | 66.8 | 87.8 | 65.9 | 82.7 |
| Mumbai | Byculla - Sarvajanik Ganeshutsav mandal, Dr. Ambedkar Marg, Byculla (E) | 81.8 | 88.4 | 85.4 | 86.0 | 86.9 | 81.0 | 88.4 | 81.0 | 85.7 |
| Mumbai | Chembur (East) - Near Ashish Talao / Ashish Theatre | 64.2 | 66.1 | 71.9 | 67.7 | 61.2 | 58.6 | 71.9 | 58.6 | 67.0 |
| Mumbai | Chembur (West) - Sahyadri Krida Mandal Tilak Nagar, Chembur | 78.2 | 75.9 | 76.9 | 76.7 | 73.8 | 72.5 | 78.2 | 72.5 | 76.1 |
| Mumbai | Chinchpokali (E) - Lalbaug Raja Sarvajanik Ganeshutsav Mandal | 62.9 | 62.1 | 63.1 | 60.6 | 59.6 | 56.1 | 63.1 | 56.1 | 61.3 |
| Mumbai | Chinchpokali (W) - Parsiwadi Mitra Mandal, Auther Road Naka, Sarvajanik Ganeshutsav Mandal | 71.6 | 73.2 | 72.5 | 69.4 | 67.7 | 65.9 | 73.2 | 65.9 | 70.8 |
| Mumbai | Dadar (East) - Khodadad Circle, Dadar TT | 70.2 | 72.1 | 71.6 | 70.4 | 68.3 | 66.4 | 72.1 | 66.4 | 70.2 |

| | | 3-Sep-19 | 3-Sep-19 | 3-Sep-19 | 3-Sep-19 | 3-Sep-19 | 3-Sep-19 | | | |
|--------|--|-------------|-------------|-------------|-------------|-------------|-------------|------|------|-----------------|
| | | Tuesday | Tuesday | Tuesday | Tuesday | Tuesday | Tuesday | Max | Min | L _{eq} |
| City | Location name (details) | 18:00-19:00 | 19:00-20:00 | 20:00-21:00 | 21:00-22:00 | 22:00-23:00 | 23:00-24:00 | | | |
| Mumbai | Dadar (West) - Sai Ganesh Sadan, Senapati Bapat Marg, Sarvajanik Ganeshutsav Mandal, Sunder Nagar | 69.6 | 70.0 | 68.3 | 66.1 | 64.8 | 63.6 | 70.0 | 63.6 | 67.7 |
| Mumbai | Elphinstone - Shiv Sai Sarvajanik Ganeshutsav Mandal, B.M. Marg, Elphinstone Road, Mumbai - 13. | 74.6 | 75.8 | 76.4 | 75.9 | 73.6 | 72.4 | 76.4 | 72.4 | 75.0 |
| Mumbai | Ghatkopar - Amar Mitra Mandal, Tilak nagar, Ghatkopar (E) | 71.8 | 77.3 | 79.7 | 83.6 | 80.9 | 69.3 | 83.6 | 69.3 | 79.4 |
| Mumbai | Girgaon Chowpati - Akhil Chowpati Bhirvi Lane, Sarvajanik Ganeshutsav Mandal, Mumbai - 400 006 | 71.2 | 83.5 | 86.7 | 82.3 | 78.8 | 67.9 | 86.7 | 67.9 | 82.0 |
| Mumbai | Grant Road - Saltar Road Sarvjanik Ganeshutsav Mandal, Grant Road (W), Mumbai. | 71.0 | 78.0 | 82.5 | 81.1 | 74.9 | 59.7 | 82.5 | 59.7 | 78.4 |
| Mumbai | Juhu Chowpati - Om Kareshver Shiv Mandir (Trust), Fort Juhu Choupati | 72.0 | 79.9 | 80.5 | 78.2 | 71.7 | 63.1 | 80.5 | 63.1 | 77.1 |
| Mumbai | Kandivali (East) - Thakur Village | 70.7 | 73.1 | 81.9 | 82.2 | 73.1 | 62.0 | 82.2 | 62.0 | 78.0 |
| Mumbai | Kandivali (W) - Balla Mitra Mandal, Behind Poisur Depot, Nr Ganesh Medics, Kandivali (W) | 64.1 | 74.5 | 80.4 | 81.5 | 71.1 | 56.8 | 81.5 | 56.8 | 76.9 |
| Mumbai | Khar - Sarvajanik Ganeshutsav Mandal Sr. 1441-34/35, Sharma Building, 4th Road, Opp. Khar Police Station(W) | 64.5 | 67.6 | 70.6 | 73.5 | 67.0 | 61.1 | 73.5 | 61.1 | 69.1 |
| Mumbai | Mulund - Sargam Mitra Mandal R.H.B. Road, Mumbai - 400 080 | 74.5 | 77.5 | 74.5 | 80.8 | 65.3 | 64.5 | 80.8 | 64.5 | 76.0 |

| | | 3-Sep-19 | 3-Sep-19 | 3-Sep-19 | 3-Sep-19 | 3-Sep-19 | 3-Sep-19 | | | |
|-------------|---|-------------|-------------|-------------|-------------|-------------|-------------|------|------|-----------------|
| | | Tuesday | Tuesday | Tuesday | Tuesday | Tuesday | Tuesday | Max | Min | L _{eq} |
| City | Location name (details) | 18:00-19:00 | 19:00-20:00 | 20:00-21:00 | 21:00-22:00 | 22:00-23:00 | 23:00-24:00 | | | |
| Mumbai | Mumbai Central - Belasis Road, B.I.T. Chawl, Mumbai Central, Mumbai - 400 008 | 67.8 | 66.1 | 71.5 | 64.5 | 74.3 | 64.5 | 74.3 | 64.5 | 69.7 |
| Mumbai | Parel - Sarvajanik Ganeshutsav Mandal Bal Gopal Mandal Parel (W), Tata Mill Compound, Parel | 73.4 | 76.7 | 75.1 | 72.6 | 70.8 | 67.3 | 76.7 | 67.3 | 73.6 |
| Mumbai | Santacruz (East) - Milan Subway, Neet & Geet Society | 66.2 | 69.5 | 70.1 | 68.9 | 67.4 | 65.1 | 70.1 | 65.1 | 68.2 |
| Mumbai | Vikhroli - Balmitra Kala Mandal, Vijay House, Vikhroli Station Rd, Vikhroli (W) | 68.5 | 68.2 | 78.3 | 81.5 | 74.1 | 63.4 | 81.5 | 63.4 | 76.2 |
| Mumbai | Wadala - G.B.S. Sarvajanik Ganeshutsav Mandal, Shree Ram Mandir, Before Wadala Depot Signal | 80.4 | 74.6 | 82.7 | 79.3 | 69.8 | 65.9 | 82.7 | 65.9 | 78.5 |
| | | | | | | | | | | |
| Navi Mumbai | Airoli - Traffic Police Chouki (before Mulund Airoli Bridge) | 77.1 | 74.0 | 71.8 | 76.7 | 67.3 | 68.3 | 77.1 | 67.3 | 74.0 |
| Navi Mumbai | CBD Belapur - MGM Hospital Chowk, Near Police Chowki | 81.6 | 82.5 | 82.9 | 84.3 | 85.7 | 80.5 | 85.7 | 80.5 | 83.2 |
| Navi Mumbai | Kopar Khairane - Sector-10, D-Mart Main Road | 80.8 | 84.4 | 80.1 | 83.6 | 78.7 | 76.8 | 84.4 | 76.8 | 81.5 |
| Navi Mumbai | Uran - Ganpati Chowk | 78.2 | 83.9 | 87.7 | 78.9 | 74.3 | 69.3 | 87.7 | 69.3 | 82.3 |

| | | 3-Sep-19 | 3-Sep-19 | 3-Sep-19 | 3-Sep-19 | 3-Sep-19 | 3-Sep-19 | | | |
|-------------|--|-------------|-------------|-------------|-------------|-------------|-------------|------|------|-----------------|
| | | Tuesday | Tuesday | Tuesday | Tuesday | Tuesday | Tuesday | Max | Min | L _{eq} |
| City | Location name (details) | 18:00-19:00 | 19:00-20:00 | 20:00-21:00 | 21:00-22:00 | 22:00-23:00 | 23:00-24:00 | | | |
| Navi Mumbai | Vashi - Shivaji Chowk Near Bus Depot | 80.5 | 82.5 | 85.3 | 80.3 | 79.5 | 71.5 | 85.3 | 71.5 | 81.4 |
| | | | | | | | | | | |
| Thane | Gokhale Road-Malhar Cinema | 66.9 | 69.8 | 78.3 | 79.4 | 75.8 | 69.3 | 79.4 | 66.9 | 75.6 |
| Thane | Jambli Naka- Lake immersion Point | 72.6 | 80.4 | 91.5 | 88.9 | 82.2 | 71.9 | 91.5 | 71.9 | 86.2 |
| Thane | Main Road- Gaondevi Mandir, Naupada | 80.3 | 92.9 | 95.2 | 80.5 | 78.6 | 69.4 | 95.2 | 69.4 | 89.6 |
| Thane | Wagle Estate- Raila Devi Lake | 81.9 | 90.4 | 95.6 | 89.3 | 89.9 | 72.8 | 95.6 | 72.8 | 90.5 |
| Thane | Court Naka | 69.1 | 72.4 | 77.4 | 75.9 | 72.9 | 72.7 | 77.4 | 69.1 | 74.2 |
| Thane | Mental Hospital | 62.7 | 71.8 | 72.3 | 72.5 | 70.5 | 69.3 | 72.5 | 62.7 | 70.8 |
| Thane | Bedekar Hospital | 74.8 | 72.1 | 76.4 | 77.8 | 71.3 | 70.4 | 77.8 | 70.4 | 74.7 |
| Thane | Kalwa- Chatarpati Shivaji Maharaj Hospital | 76.0 | 73.6 | 74.6 | 75.5 | 70.5 | 71.2 | 76.0 | 70.5 | 74.0 |

| | | 3-Sep-19 | 3-Sep-19 | 3-Sep-19 | 3-Sep-19 | 3-Sep-19 | 3-Sep-19 | | | |
|------|-----------------------------------|-------------|-------------|-------------|-------------|-------------|-------------|------|------|------|
| | | Tuesday | Tuesday | Tuesday | Tuesday | Tuesday | Tuesday | Max | Min | Leq |
| City | Location name (details) | 18:00-19:00 | 19:00-20:00 | 20:00-21:00 | 21:00-22:00 | 22:00-23:00 | 23:00-24:00 | | | |
| | | | | | | | | | | |
| Pune | Shivaji Nagar (Sakhar Sankul) | 82.9 | 78.1 | 76.2 | 76.5 | 50.9 | 55.4 | 82.9 | 50.9 | 77.6 |
| Pune | Karve Road (Nul stop) | 82.1 | 76.9 | 76.9 | 67.4 | 61.8 | 56.2 | 82.1 | 56.2 | 76.5 |
| Pune | Swar Gate (Tilak Road) | 77.2 | 81.4 | 77.7 | 79.5 | 73.2 | 70.5 | 81.4 | 70.5 | 77.9 |
| Pune | Satara Road (Balaji Nagar) | 78.3 | 76.2 | 80.4 | 75.3 | 68.5 | 66.4 | 80.4 | 66.4 | 76.4 |
| Pune | Shaniwar Peth (Shanivar Wada) | 69.5 | 79.5 | 78.3 | 79.6 | 73.2 | 68.3 | 79.6 | 68.3 | 76.8 |
| Pune | Yerawada (Near Gunjan Theatre) | 81.6 | 79.4 | 82.3 | 80.5 | 72.4 | 67.8 | 82.3 | 67.8 | 79.5 |
| Pune | Laxmi Road (Shagun Chowk) | 68.7 | 75.8 | 82.6 | 76.5 | 66.3 | 62.4 | 82.6 | 62.4 | 76.7 |
| Pune | Kothrud (Near Shivaji Putala) | 61.9 | 72.1 | 79.3 | 83.2 | 64.2 | 62.1 | 83.2 | 61.9 | 77.2 |
| Pune | Mahatma Phule Madai (Near Mandai) | 82.2 | 80.8 | 82.7 | 81.8 | 78.7 | 78.7 | 82.7 | 78.7 | 81.1 |

[illegible]

| | | 3-Sep-19 | 3-Sep-19 | 3-Sep-19 | 3-Sep-19 | 3-Sep-19 | 3-Sep-19 | | | |
|------------|--|-------------|-------------|-------------|-------------|-------------|-------------|------|------|-----------------|
| | | Tuesday | Tuesday | Tuesday | Tuesday | Tuesday | Tuesday | Max | Min | L _{eq} |
| City | Location name (details) | 18:00-19:00 | 19:00-20:00 | 20:00-21:00 | 21:00-22:00 | 22:00-23:00 | 23:00-24:00 | | | |
| Nashik | Nashik Road/ Ramkund on - 12.09.2019 | 76.3 | 75.9 | 77.1 | 74.1 | 68.9 | 68.5 | 77.1 | 68.5 | 74.6 |
| Nashik | Panchvati/ Near Ashok Stambh on - 12.09.2019 | 78.5 | 79.4 | 78.1 | 77.2 | 73.3 | 68.5 | 79.4 | 68.5 | 77.0 |
| Nashik | Civil Hospital / Near Gadge Maharaj Statue on - 12.09.2019 | 77.1 | 78.6 | 76.5 | 74.6 | 69.5 | 68.1 | 78.6 | 68.1 | 75.5 |
| Nashik | Trimurty Chowk / River Bank of Waldevi on - 12.09.2019 | 79.5 | 80.5 | 81.6 | 78.4 | 74.4 | 69.9 | 81.6 | 69.9 | 78.8 |
| Nashik | Satpur Bus Stand / CIDCO (Behind PF Off.) on - 12.09.2019 | 79.5 | 77.6 | 78.1 | 76.5 | 72.5 | 70.1 | 79.5 | 70.1 | 76.8 |
| | | | | | | | | | | |
| Aurangabad | Gulmandi | 86.0 | 86.0 | 84.0 | 82.0 | 74.0 | 71.0 | 86.0 | 71.0 | 83.2 |
| Aurangabad | City Chowk | 79.0 | 80.0 | 77.0 | 74.0 | 63.0 | 60.0 | 80.0 | 60.0 | 76.3 |
| Aurangabad | Kranti Chowk | 83.0 | 81.0 | 80.0 | 76.0 | 74.0 | 71.0 | 83.0 | 71.0 | 79.2 |
| Aurangabad | CIDCO Residential | 63.0 | 61.0 | 57.0 | 54.0 | 49.0 | 47.0 | 63.0 | 47.0 | 58.4 |

| | | 3-Sep-19 | 3-Sep-19 | 3-Sep-19 | 3-Sep-19 | 3-Sep-19 | 3-Sep-19 | | | |
|------------|--|-------------|-------------|-------------|-------------|-------------|-------------|------|------|-----------------|
| | | Tuesday | Tuesday | Tuesday | Tuesday | Tuesday | Tuesday | Max | Min | L _{eq} |
| City | Location name (details) | 18:00-19:00 | 19:00-20:00 | 20:00-21:00 | 21:00-22:00 | 22:00-23:00 | 23:00-24:00 | | | |
| Aurangabad | Usmanpura | 66.0 | 67.0 | 61.0 | 57.0 | 53.0 | 50.0 | 67.0 | 50.0 | 62.7 |
| | | | | | | | | | | |
| Nagpur | Ramdaspath (KRIMS Hospital) / (Sonegaon lake on - 12.09.2019) | 61.2 | 63.7 | 63.3 | 63.3 | 62.7 | 62.0 | 63.7 | 61.2 | 62.8 |
| Nagpur | Cotton Market (Jayshree Talkies) / (Gandhisagar on - 12.09.2019) | 71.4 | 67.1 | 67.1 | 65.6 | 65.5 | 61.9 | 71.4 | 61.9 | 67.4 |
| Nagpur | Golibar Chauk / (Futala lake on - 12.09.2019) | 76.1 | 73.2 | 72.3 | 73.4 | 70.4 | 65.4 | 76.1 | 65.4 | 72.8 |
| Nagpur | Reshimbag (Saraswati Vidyalaya) / (Sakkardara lake on - 12.09.2019) | 78.3 | 70.9 | 74.2 | 78.6 | 67.5 | 67.5 | 78.6 | 67.5 | 75.0 |
| Nagpur | Gandhiputala (Taori TV Showroom) / (Naik lake on - 12.09.2019) | 74.5 | 75.5 | 70.2 | 69.0 | 68.1 | 65.4 | 75.5 | 65.4 | 71.9 |
| | | | | | | | | | | |
| Kalyan | Khadakpada Chawk | 73.3 | 83.0 | 75.9 | 80.0 | 73.3 | 77.8 | 83.0 | 73.3 | 78.7 |
| Kalyan | Shivaji Chawk | 71.1 | 76.4 | 75.6 | 74.2 | 80.0 | 83.4 | 83.4 | 71.1 | 78.6 |

[illegible]

| | | 3-Sep-19 | 3-Sep-19 | 3-Sep-19 | 3-Sep-19 | 3-Sep-19 | 3-Sep-19 | | | |
|---------------|--|-------------|-------------|-------------|-------------|-------------|-------------|------|------|------|
| | | Tuesday | Tuesday | Tuesday | Tuesday | Tuesday | Tuesday | Max | Min | Leq |
| City | Location name (details) | 18:00-19:00 | 19:00-20:00 | 20:00-21:00 | 21:00-22:00 | 22:00-23:00 | 23:00-24:00 | | | |
| Kolhapur | Rajaram Puri (Near Rajaram Puri) | 81.6 | 80.0 | 79.2 | 79.0 | 74.5 | 60.8 | 81.6 | 60.8 | 78.6 |
| Kolhapur | Mahalaxmi Mandir | 81.6 | 83.7 | 82.9 | 87.0 | 62.0 | 49.2 | 87.0 | 49.2 | 82.5 |
| Kolhapur | Khas Baug Maidan (Near Khas Baug Maidan) | 82.2 | 85.5 | 81.2 | 72.4 | 68.4 | 61.7 | 85.5 | 61.7 | 80.5 |
| | | | | | | | | | | |
| Sangli | Miraj Market | 73.5 | 74.7 | 73.3 | 73.6 | 69.8 | 65.3 | 74.7 | 65.3 | 72.6 |
| Sangli | Vishram Baug Chawk | 75.7 | 71.2 | 73.4 | 69.6 | 64.9 | 63.5 | 75.7 | 63.5 | 71.6 |
| Sangli | Gandhi Putala (Ganpati Peth) | 71.2 | 72.0 | 71.4 | 70.2 | 66.4 | 62.8 | 72.0 | 62.8 | 70.0 |
| | | | | | | | | | | |
| Mira-Bhyander | Bhakti Vedant Hospital, Tenkar pada | 73.0 | 70.8 | 69.7 | 69.4 | 67.4 | 66.0 | 73.0 | 66.0 | 70.0 |
| Mira-Bhyander | Golden police Chawki | 73.6 | 75.9 | 77.0 | 78.8 | 77.2 | 69.4 | 78.8 | 69.4 | 76.2 |

[illegible]

| | | 3-Sep-19 | 3-Sep-19 | 3-Sep-19 | 3-Sep-19 | 3-Sep-19 | 3-Sep-19 | | | |
|-------------------|--|-------------|-------------|-------------|-------------|-------------|-------------|------|------|-----------------|
| | | Tuesday | Tuesday | Tuesday | Tuesday | Tuesday | Tuesday | Max | Min | L _{eq} |
| City | Location name (details) | 18:00-19:00 | 19:00-20:00 | 20:00-21:00 | 21:00-22:00 | 22:00-23:00 | 23:00-24:00 | | | |
| Bhiwandi-Nizampur | Dhamankar Naka | 64.5 | 77.7 | 87.3 | 69.5 | 78.5 | 76.5 | 87.3 | 64.5 | 80.8 |
| Bhiwandi-Nizampur | Indira Gandhi Memorial Hospital | 69.3 | 63.5 | 68.9 | 76.5 | 79.4 | 69.8 | 79.4 | 63.5 | 74.3 |
| Bhiwandi-Nizampur | Shelar Near Nadi naka | 67.5 | 68.6 | 77.2 | 79.0 | 83.5 | 57.3 | 83.5 | 57.3 | 77.9 |
| | | | | | | | | | | |
| Chandrapur | Govt. Medical College & Hospital, Chandrapur | 67.8 | 67.7 | 69.8 | 67.3 | 62.5 | 59.6 | 69.8 | 59.6 | 66.9 |
| Chandrapur | Gandhi Square, Municipal Corporation, Chandrapur | 71.0 | 70.4 | 73.4 | 69.2 | 64.8 | 57.3 | 73.4 | 57.3 | 69.8 |
| Chandrapur | Jatpura Gate | 71.5 | 69.7 | 71.4 | 69.2 | 65.0 | 61.8 | 71.5 | 61.8 | 69.2 |
| | | | | | | | | | | |
| Nanded-Waghala | Ganesh Nagar, Municipal Corparation, Nanded | 79.0 | 80.0 | 81.0 | 79.0 | 75.0 | 71.0 | 81.0 | 71.0 | 78.5 |
| Nanded-Waghala | Shivaji Nagar | 78.0 | 79.0 | 80.0 | 75.0 | 71.0 | 68.0 | 80.0 | 68.0 | 76.9 |

[illegible]

| | | 3-Sep-19 | 3-Sep-19 | 3-Sep-19 | 3-Sep-19 | 3-Sep-19 | 3-Sep-19 | | | |
|------------------|--|-------------|-------------|-------------|-------------|-------------|-------------|------|------|-----------------|
| | | Tuesday | Tuesday | Tuesday | Tuesday | Tuesday | Tuesday | Max | Min | L _{eq} |
| City | Location name (details) | 18:00-19:00 | 19:00-20:00 | 20:00-21:00 | 21:00-22:00 | 22:00-23:00 | 23:00-24:00 | | | |
| Malegaon | Mosampur | 68.5 | 69.6 | 71.2 | 72.6 | 71.1 | 68.5 | 72.6 | 68.5 | 70.5 |
| Malegaon | Satana Naka | 69.2 | 70.4 | 71.2 | 70.0 | 69.5 | 68.5 | 71.2 | 68.5 | 69.9 |
| Malegaon | Malegaon Camp | 69.0 | 71.5 | 72.4 | 71.6 | 68.5 | 67.6 | 72.4 | 67.6 | 70.4 |
| | | | | | | | | | | |
| Pimpri-Chinchwad | Chaphekar Chawk, Chinchwad Gaon | 66.5 | 79.1 | 82.8 | 73.6 | 65.4 | 61.0 | 82.8 | 61.0 | 77.1 |
| Pimpri-Chinchwad | Shanti Nagar (Pimri) | 66.1 | 75.3 | 77.8 | 76.4 | 64.1 | 62.5 | 77.8 | 62.5 | 73.9 |
| Pimpri-Chinchwad | Bosari Gaonthan | 67.3 | 73.3 | 79.8 | 81.7 | 80.9 | 62.7 | 81.7 | 62.7 | 78.2 |
| | | | | | | | | | | |
| Parbhani | Shivaji Chawk, Parbhani | 80.0 | 82.0 | 79.0 | 76.0 | 71.0 | 69.0 | 82.0 | 69.0 | 78.2 |
| Parbhani | Shivaji Maharaj Putala, (near S.P. Office) | 81.0 | 83.0 | 80.0 | 78.0 | 71.0 | 67.0 | 83.0 | 67.0 | 79.3 |

[illegible]

[illegible]

| | | 6-Sep-19 | 6-Sep-19 | 6-Sep-19 | 6-Sep-19 | 6-Sep-19 | 6-Sep-19 | | | |
|--------|--|-------------|-------------|-------------|-------------|-------------|-------------|------|------|-----------------|
| | | Friday | Friday | Friday | Friday | Friday | Friday | Max | Min | L _{eq} |
| City | Location name (details) | 18:00-19:00 | 19:00-20:00 | 20:00-21:00 | 21:00-22:00 | 22:00-23:00 | 23:00-24:00 | | | |
| Mumbai | Andheri - Azad Nagar, Sarvajanik Utsav Samiti Sr. 2, Vir Desai Marg, Andheri (W)-Sr.J.B.B.S.D.540 | 80.2 | 77.0 | 75.5 | 74.6 | 74.6 | 69.1 | 80.2 | 69.1 | 76.3 |
| Mumbai | Bandra - Sarvajanik Ganeshutsav Mandal-Sr.A2329, S.V. Road, Bandra (W) | 70.6 | 70.9 | 70.4 | 75.5 | 71.3 | 74.0 | 75.5 | 70.4 | 72.6 |
| Mumbai | Bhandup - Jay Bajrang Mitra Mandal (Bhandup Samrat), Bhandup Station Rd (W) | 74.1 | 71.6 | 78.6 | 78.7 | 80.1 | 81.3 | 81.3 | 71.6 | 78.5 |
| Mumbai | Borivali - Manav Mitra Mandal, L.T. Road, Borivali (W), Mumbai - 400092 | 67.1 | 62.8 | 60.4 | 61.6 | 63.4 | 64.2 | 67.1 | 60.4 | 63.8 |
| Mumbai | Byculla - Sarvajanik Ganeshutsav mandal, Dr. Ambedkar Marg, Byculla (E) | 66.7 | 70.0 | 72.3 | 74.3 | 72.4 | 71.5 | 74.3 | 66.7 | 71.8 |
| Mumbai | Chembur (East) - Near Ashish Talao / Ashish Theatre | 67.9 | 66.0 | 68.2 | 69.2 | 65.6 | 66.6 | 69.2 | 65.6 | 67.4 |
| Mumbai | Chembur (West) - Sahyadri Krida Mandal Tilak Nagar, Chembur | 71.8 | 65.2 | 69.3 | 65.3 | 66.8 | 95.5 | 95.5 | 65.2 | 87.8 |
| Mumbai | Chinchpokali (E) - Lalbaug Raja Sarvajanik Ganeshutsav Mandal | 69.1 | 72.3 | 76.1 | 72.7 | 70.5 | 71.5 | 76.1 | 69.1 | 72.6 |
| Mumbai | Chinchpokali (W) - Parsiwadi Mitra Mandal, Auther Road Naka, Sarvajanik Ganeshutsav Mandal | 80.5 | 85.7 | 86.0 | 82.7 | 86.4 | 86.4 | 86.4 | 80.5 | 85.1 |
| Mumbai | Dadar (East) - Khodadad Circle, Dadar TT | 58.8 | 70.9 | 73.2 | 77.9 | 69.2 | 76.5 | 77.9 | 58.8 | 74.0 |

| | | 6-Sep-19 | 6-Sep-19 | 6-Sep-19 | 6-Sep-19 | 6-Sep-19 | 6-Sep-19 | | | |
|--------|--|-------------|-------------|-------------|-------------|-------------|-------------|------|------|-----------------|
| | | Friday | Friday | Friday | Friday | Friday | Friday | Max | Min | L _{eq} |
| City | Location name (details) | 18:00-19:00 | 19:00-20:00 | 20:00-21:00 | 21:00-22:00 | 22:00-23:00 | 23:00-24:00 | | | |
| Mumbai | Dadar (West) - Sai Ganesh Sadan, Senapati Bapat Marg, Sarvajanik Ganeshutsav Mandal, Sunder Nagar | 72.6 | 64.3 | 60.0 | 61.2 | 57.1 | 67.5 | 72.6 | 57.1 | 66.9 |
| Mumbai | Elphinstone - Shiv Sai Sarvajanik Ganeshutsav Mandal, B.M. Marg, Elphinstone Road, Mumbai - 13. | 69.1 | 70.2 | 76.6 | 78.9 | 71.3 | 71.9 | 78.9 | 69.1 | 74.5 |
| Mumbai | Ghatkopar - Amar Mitra Mandal, Tilak nagar, Ghatkopar (E) | 75.1 | 75.4 | 74.9 | 76.4 | 77.5 | 77.3 | 77.5 | 74.9 | 76.2 |
| Mumbai | Girgaon Chowpati - Akhil Chowpati Bhirvi Lane, Sarvajanik Ganeshutsav Mandal, Mumbai - 400 006 | 73.0 | 73.3 | 72.3 | 74.2 | 74.0 | 72.7 | 74.2 | 72.3 | 73.3 |
| Mumbai | Grant Road - Saltar Road Sarvjanik Ganeshutsav Mandal, Grant Road (W), Mumbai. | 76.3 | 73.8 | 74.2 | 72.3 | 74.6 | 75.7 | 76.3 | 72.3 | 74.7 |
| Mumbai | Juhu Chowpati - Om Kareshver Shiv Mandir (Trust), Fort Juhu Choupati | 71.9 | 73.9 | 79.8 | 82.6 | 77.0 | 82.4 | 82.6 | 71.9 | 79.6 |
| Mumbai | Kandivali (East) - Thakur Village | 68.2 | 64.3 | 72.7 | 73.2 | 75.0 | 84.3 | 84.3 | 64.3 | 77.7 |
| Mumbai | Kandivali (W) - Balla Mitra Mandal, Behind Poisur Depot, Nr Ganesh Medics, Kandivali (W) | 85.0 | 85.5 | 85.1 | 84.0 | 82.6 | 83.4 | 85.5 | 82.6 | 84.4 |
| Mumbai | Khar - Sarvajanik Ganeshutsav Mandal Sr. 1441-34/35, Sharma Building, 4th Road, Opp. Khar Police Station(W) | 71.9 | 70.2 | 69.7 | 83.4 | 86.7 | 81.9 | 86.7 | 69.7 | 81.6 |
| Mumbai | Mulund - Sargam Mitra Mandal R.H.B. Road, Mumbai - 400 080 | 71.6 | 72.4 | 82.4 | 81.6 | 78.2 | 81.1 | 82.4 | 71.6 | 79.6 |

| | | 6-Sep-19 | 6-Sep-19 | 6-Sep-19 | 6-Sep-19 | 6-Sep-19 | 6-Sep-19 | | | |
|-------------|--|-------------|-------------|-------------|-------------|-------------|-------------|-------|------|-----------------|
| | | Friday | Friday | Friday | Friday | Friday | Friday | Max | Min | L _{eq} |
| City | Location name (details) | 18:00-19:00 | 19:00-20:00 | 20:00-21:00 | 21:00-22:00 | 22:00-23:00 | 23:00-24:00 | | | |
| Mumbai | Mumbai Central - Belasis Road, B.I.T. Chawl, Mumbai Central, Mumbai - 400 008 | 67.5 | 67.6 | 72.7 | 79.3 | 79.1 | 79.9 | 79.9 | 67.5 | 76.9 |
| Mumbai | Parel - Sarvajanik Ganeshutsav Mandal Bal Gopal Mandal Parel (W), Tata Mill Compound, Parel | 89.2 | 100.4 | 79.4 | 79.0 | 83.7 | 78.8 | 100.4 | 78.8 | 93.1 |
| Mumbai | Santacruz (East) - Milan Subway, Neet & Geet Society | 66.0 | 71.6 | 75.4 | 76.1 | 77.0 | 81.9 | 81.9 | 66.0 | 77.0 |
| Mumbai | Vikhroli - Balmitra Kala Mandal, Vijay House, Vikhroli Station Rd, Vikhroli (W) | 72.8 | 71.7 | 74.1 | 80.1 | 82.3 | 79.9 | 82.3 | 71.7 | 78.5 |
| Mumbai | Wadala - G.B.S. Sarvajanik Ganeshutsav Mandal, Shree Ram Mandir, Before Wadala Depot Signal | 73.5 | 72.9 | 71.9 | 81.4 | 85.2 | 79.5 | 85.2 | 71.9 | 80.1 |
| | | | | | | | | | | |
| Navi Mumbai | Airoli - Traffic Police Chouki (before Mulund Airoli Bridge) | 77.4 | 76.2 | 75.3 | 76.4 | 80.2 | 78.2 | 80.2 | 75.3 | 77.6 |
| Navi Mumbai | CBD Belapur - MGM Hospital Chowk, Near Police Chowki | 74.6 | 73.8 | 74.7 | 72.5 | 70.1 | 72.5 | 74.7 | 70.1 | 73.3 |
| Navi Mumbai | Kopar Khairane - Sector-10, D-Mart Main Road | 73.2 | 74.6 | 73.2 | 74.3 | 73.6 | 77.5 | 77.5 | 73.2 | 74.7 |
| Navi Mumbai | Uran - Ganpati Chowk | 63.3 | 62.1 | 65.4 | 66.7 | 67.2 | 66.4 | 67.2 | 62.1 | 65.6 |

| | | 6-Sep-19 | 6-Sep-19 | 6-Sep-19 | 6-Sep-19 | 6-Sep-19 | 6-Sep-19 | | | |
|-------------|--|-------------|-------------|-------------|-------------|-------------|-------------|------|------|-----------------|
| | | Friday | Friday | Friday | Friday | Friday | Friday | Max | Min | L _{eq} |
| City | Location name (details) | 18:00-19:00 | 19:00-20:00 | 20:00-21:00 | 21:00-22:00 | 22:00-23:00 | 23:00-24:00 | | | |
| Navi Mumbai | Vashi - Shivaji Chowk Near Bus Depot | 69.1 | 68.5 | 67.9 | 68.2 | 74.0 | 68.3 | 74.0 | 67.9 | 70.0 |
| | | | | | | | | | | |
| Thane | Gokhale Road-Malhar Cinema | 81.4 | 79.4 | 72.4 | 77.1 | 76.4 | 69.8 | 81.4 | 69.8 | 77.7 |
| Thane | Jambli Naka- Lake immersion Point | 71.9 | 60.7 | 68.4 | 73.8 | 73.4 | 79.8 | 79.8 | 60.7 | 74.4 |
| Thane | Main Road- Gaondevi Mandir, Naupada | 72.0 | 76.0 | 72.9 | 74.8 | 74.9 | 74.0 | 76.0 | 72.0 | 74.3 |
| Thane | Wagle Estate- Raila Devi Lake | 86.1 | 86.6 | 83.5 | 84.0 | 82.9 | 85.3 | 86.6 | 82.9 | 84.9 |
| Thane | Court Naka | 60.3 | 60.4 | 65.0 | 60.8 | 63.8 | 62.1 | 65.0 | 60.3 | 62.4 |
| Thane | Mental Hospital | 60.5 | 57.3 | 62.2 | 58.8 | 62.8 | 63.4 | 63.4 | 57.3 | 61.3 |
| Thane | Bedekar Hospital | 65.6 | 68.5 | 64.0 | 68.9 | 73.8 | 75.9 | 75.9 | 64.0 | 71.5 |
| Thane | Kalwa- Chatarpati Shivaji Maharaj Hospital | 68.3 | 72.5 | 69.0 | 98.3 | 95.9 | 95.4 | 98.3 | 68.3 | 93.7 |

| | | 6-Sep-19 | 6-Sep-19 | 6-Sep-19 | 6-Sep-19 | 6-Sep-19 | 6-Sep-19 | | | |
|------|-----------------------------------|-------------|-------------|-------------|-------------|-------------|-------------|------|------|------|
| | | Friday | Friday | Friday | Friday | Friday | Friday | Max | Min | Leq |
| City | Location name (details) | 18:00-19:00 | 19:00-20:00 | 20:00-21:00 | 21:00-22:00 | 22:00-23:00 | 23:00-24:00 | | | |
| | | | | | | | | | | |
| Pune | Shivaji Nagar (Sakhar Sankul) | 65.2 | 72.0 | 71.6 | 70.1 | 55.8 | 51.2 | 72.0 | 51.2 | 68.7 |
| Pune | Karve Road (Nul stop) | 77.2 | 81.3 | 80.2 | 80.7 | 78.8 | 77.3 | 81.3 | 77.2 | 79.5 |
| Pune | Swar Gate (Tilak Road) | 80.9 | 84.4 | 81.8 | 78.7 | 81.6 | 73.8 | 84.4 | 73.8 | 81.2 |
| Pune | Satara Road (Balaji Nagar) | 74.6 | 81.3 | 83.3 | 79.4 | 73.2 | 71.9 | 83.3 | 71.9 | 79.2 |
| Pune | Shaniwar Peth (Shanivar Wada) | 64.4 | 74.5 | 74.0 | 71.8 | 72.9 | 64.2 | 74.5 | 64.2 | 71.9 |
| Pune | Yerawada (Near Gunjan Theatre) | 71.8 | 82.0 | 82.3 | 75.4 | 83.3 | 79.8 | 83.3 | 71.8 | 80.6 |
| Pune | Laxmi Road (Shagun Chowk) | 71.5 | 81.4 | 73.6 | 77.7 | 71.2 | 63.4 | 81.4 | 63.4 | 76.2 |
| Pune | Kothrud (Near Shivaji Putala) | 81.1 | 80.9 | 74.8 | 75.7 | 73.8 | 70.2 | 81.1 | 70.2 | 77.7 |
| Pune | Mahatma Phule Madai (Near Mandai) | 73.6 | 73.9 | 72.1 | 70.1 | 69.7 | 63.4 | 73.9 | 63.4 | 71.5 |

[illegible]

| | | 6-Sep-19 | 6-Sep-19 | 6-Sep-19 | 6-Sep-19 | 6-Sep-19 | 6-Sep-19 | | | |
|------------|--|-------------|-------------|-------------|-------------|-------------|-------------|------|------|-----------------|
| | | Friday | Friday | Friday | Friday | Friday | Friday | Max | Min | L _{eq} |
| City | Location name (details) | 18:00-19:00 | 19:00-20:00 | 20:00-21:00 | 21:00-22:00 | 22:00-23:00 | 23:00-24:00 | | | |
| Nashik | Nashik Road/ Ramkund on - 12.09.2019 | 74.1 | 76.5 | 76.9 | 73.3 | 69.1 | 67.5 | 76.9 | 67.5 | 74.1 |
| Nashik | Panchvati/ Near Ashok Stambh on - 12.09.2019 | 77.5 | 78.3 | 77.7 | 78.6 | 76.2 | 70.6 | 78.6 | 70.6 | 77.1 |
| Nashik | Civil Hospital / Near Gadge Maharaj Statue on - 12.09.2019 | 78.1 | 77.7 | 74.9 | 73.5 | 71.6 | 70.7 | 78.1 | 70.7 | 75.3 |
| Nashik | Trimurty Chowk / River Bank of Waldevi on - 12.09.2019 | 78.9 | 79.1 | 78.5 | 77.3 | 72.5 | 70.4 | 79.1 | 70.4 | 77.1 |
| Nashik | Satpur Bus Stand / CIDCO (Behind PF Off.) on - 12.09.2019 | 78.5 | 76.6 | 75.2 | 70.5 | 71.6 | 70.6 | 78.5 | 70.5 | 74.9 |
| | | | | | | | | | | |
| Aurangabad | Gulmandi | 78.0 | 79.0 | 77.0 | 73.0 | 69.0 | 66.0 | 79.0 | 66.0 | 75.7 |
| Aurangabad | City Chowk | 79.0 | 77.0 | 69.0 | 64.0 | 61.0 | 59.0 | 79.0 | 59.0 | 73.7 |
| Aurangabad | Kranti Chowk | 80.0 | 81.0 | 78.0 | 75.0 | 69.0 | 64.0 | 81.0 | 64.0 | 77.4 |
| Aurangabad | CIDCO Residential | 71.0 | 73.0 | 68.0 | 62.0 | 54.0 | 50.0 | 73.0 | 50.0 | 68.3 |

| | | 6-Sep-19 | 6-Sep-19 | 6-Sep-19 | 6-Sep-19 | 6-Sep-19 | 6-Sep-19 | | | |
|------------|--|-------------|-------------|-------------|-------------|-------------|-------------|------|------|-----------------|
| | | Friday | Friday | Friday | Friday | Friday | Friday | Max | Min | L _{eq} |
| City | Location name (details) | 18:00-19:00 | 19:00-20:00 | 20:00-21:00 | 21:00-22:00 | 22:00-23:00 | 23:00-24:00 | | | |
| Aurangabad | Usmanpura | 72.0 | 70.0 | 67.0 | 63.0 | 57.0 | 53.0 | 72.0 | 53.0 | 67.5 |
| | | | | | | | | | | |
| Nagpur | Ramdaspath (KRIMS Hospital) / (Sonegaon lake on - 12.09.2019) | 63.5 | 63.9 | 63.7 | 65.8 | 64.4 | 63.7 | 65.8 | 63.5 | 64.2 |
| Nagpur | Cotton Market (Jayshree Talkies) / (Gandhisagar on - 12.09.2019) | 73.8 | 70.1 | 71.9 | 72.4 | 67.2 | 66.3 | 73.8 | 66.3 | 71.1 |
| Nagpur | Golibar Chauk / (Futala lake on - 12.09.2019) | 72.3 | 73.9 | 75.3 | 77.9 | 72.2 | 68.4 | 77.9 | 68.4 | 74.3 |
| Nagpur | Reshimbag (Saraswati Vidyalaya) / (Sakkardara lake on - 12.09.2019) | 77.4 | 78.8 | 77.0 | 74.4 | 72.9 | 70.7 | 78.8 | 70.7 | 76.0 |
| Nagpur | Gandhiputala (Taori TV Showroom) / (Naik lake on - 12.09.2019) | 73.9 | 73.4 | 74.5 | 72.9 | 71.5 | 69.9 | 74.5 | 69.9 | 72.9 |
| | | | | | | | | | | |
| Kalyan | Khadakpada Chawk | 79.7 | 81.8 | 85.2 | 89.2 | 93.9 | 88.1 | 93.9 | 79.7 | 88.8 |
| Kalyan | Shivaji Chawk | 72.3 | 71.9 | 72.0 | 74.4 | 75.6 | 79.5 | 79.5 | 71.9 | 75.3 |

[illegible]

| | | 6-Sep-19 | 6-Sep-19 | 6-Sep-19 | 6-Sep-19 | 6-Sep-19 | 6-Sep-19 | | | |
|---------------|--|-------------|-------------|-------------|-------------|-------------|-------------|------|------|------|
| | | Friday | Friday | Friday | Friday | Friday | Friday | Max | Min | Leq |
| City | Location name (details) | 18:00-19:00 | 19:00-20:00 | 20:00-21:00 | 21:00-22:00 | 22:00-23:00 | 23:00-24:00 | | | |
| Kolhapur | Rajaram Puri (Near Rajaram Puri) | 79.3 | 72.8 | 73.0 | 65.0 | 64.2 | 48.6 | 79.3 | 48.6 | 73.4 |
| Kolhapur | Mahalaxmi Mandir | 80.0 | 75.9 | 73.0 | 74.1 | 62.5 | 46.0 | 80.0 | 46.0 | 74.9 |
| Kolhapur | Khas Baug Maidan (Near Khas Baug Maidan) | 73.0 | 71.3 | 76.5 | 70.2 | 70.0 | 56.5 | 76.5 | 56.5 | 72.2 |
| | | | | | | | | | | |
| Sangli | Miraj Market | 73.4 | 76.1 | 78.4 | 84.3 | 79.5 | 79.6 | 84.3 | 73.4 | 79.9 |
| Sangli | Vishram Baug Chawk | 76.6 | 79.2 | 80.3 | 81.0 | 78.0 | 76.0 | 81.0 | 76.0 | 78.9 |
| Sangli | Gandhi Putala (Ganpati Peth) | 75.2 | 79.3 | 82.9 | 81.5 | 78.9 | 79.6 | 82.9 | 75.2 | 80.2 |
| | | | | | | | | | | |
| Mira-Bhyander | Bhakti Vedant Hospital, Tenkar pada | 68 | 68 | 72 | 70 | 68 | 68 | 72.4 | 68.0 | 69.5 |
| Mira-Bhyander | Golden police Chawki | 62.9 | 64.5 | 71.4 | 89.2 | 83.4 | 80.3 | 89.2 | 62.9 | 82.9 |

[illegible]

| | | 6-Sep-19 | 6-Sep-19 | 6-Sep-19 | 6-Sep-19 | 6-Sep-19 | 6-Sep-19 | | | |
|-------------------|--|-------------|-------------|-------------|-------------|-------------|-------------|------|------|-----------------|
| | | Friday | Friday | Friday | Friday | Friday | Friday | Max | Min | L _{eq} |
| City | Location name (details) | 18:00-19:00 | 19:00-20:00 | 20:00-21:00 | 21:00-22:00 | 22:00-23:00 | 23:00-24:00 | | | |
| Bhiwandi-Nizampur | Dhamankar Naka | 73.9 | 74.7 | 77.5 | 78.1 | 72.6 | 74.2 | 78.1 | 72.6 | 75.6 |
| Bhiwandi-Nizampur | Indira Gandhi Memorial Hospital | 78.7 | 83.3 | 84.6 | 86.5 | 80.6 | 80.1 | 86.5 | 78.7 | 83.2 |
| Bhiwandi-Nizampur | Shelar Near Nadi naka | 68.8 | 69.6 | 65.5 | 72.8 | 76.3 | 77.8 | 77.8 | 65.5 | 73.7 |
| | | | | | | | | | | |
| Chandrapur | Govt. Medical College & Hospital, Chandrapur | 69.6 | 68.5 | 69.1 | 69.5 | 64.8 | 62.5 | 69.6 | 62.5 | 68.0 |
| Chandrapur | Gandhi Square, Municipal Corporation, Chandrapur | 71.8 | 71.4 | 73.5 | 70.3 | 65.8 | 64.4 | 73.5 | 64.4 | 70.6 |
| Chandrapur | Jatpura Gate | 71.4 | 71.5 | 70.4 | 71.3 | 69.8 | 64.9 | 71.5 | 64.9 | 70.3 |
| | | | | | | | | | | |
| Nanded-Waghala | Ganesh Nagar, Municipal Corparation, Nanded | 75.0 | 78.0 | 73.0 | 68.0 | 61.0 | 54.0 | 78.0 | 54.0 | 73.1 |
| Nanded-Waghala | Shivaji Nagar | 77.0 | 77.0 | 71.0 | 64.0 | 59.0 | 51.0 | 77.0 | 51.0 | 72.9 |

[illegible]

| | | 6-Sep-19 | 6-Sep-19 | 6-Sep-19 | 6-Sep-19 | 6-Sep-19 | 6-Sep-19 | | | |
|------------------|--|-------------|-------------|-------------|-------------|-------------|-------------|------|------|-----------------|
| | | Friday | Friday | Friday | Friday | Friday | Friday | Max | Min | L _{eq} |
| City | Location name (details) | 18:00-19:00 | 19:00-20:00 | 20:00-21:00 | 21:00-22:00 | 22:00-23:00 | 23:00-24:00 | | | |
| Malegaon | Mosampur | 70.3 | 71.3 | 72.5 | 74.7 | 70.2 | 69.5 | 74.7 | 69.5 | 71.8 |
| Malegaon | Satana Naka | 69.7 | 72.5 | 73.7 | 71.1 | 69.7 | 68.5 | 73.7 | 68.5 | 71.2 |
| Malegaon | Malegaon Camp | 70.9 | 71.7 | 74.6 | 72.7 | 70.2 | 69.7 | 74.6 | 69.7 | 71.9 |
| | | | | | | | | | | |
| Pimpri-Chinchwad | Chaphekar Chawk, Chinchwad Gaon | 73.7 | 82.5 | 84.8 | 81.9 | 71.3 | 65.9 | 84.8 | 65.9 | 80.5 |
| Pimpri-Chinchwad | Shanti Nagar (Pimri) | 74.6 | 79.4 | 79.2 | 80.2 | 71.8 | 63.5 | 80.2 | 63.5 | 77.3 |
| Pimpri-Chinchwad | Bosari Gaonthan | 69.8 | 72.3 | 78.4 | 77.3 | 71.2 | 64.7 | 78.4 | 64.7 | 74.4 |
| | | | | | | | | | | |
| Parbhani | Shivaji Chawk, Parbhani | 78.0 | 80.0 | 79.0 | 75.0 | 72.0 | 67.0 | 80.0 | 67.0 | 76.9 |
| Parbhani | Shivaji Maharaj Putala, (near S.P. Office) | 81.0 | 82.0 | 79.0 | 76.0 | 72.0 | 69.0 | 82.0 | 69.0 | 78.5 |

[illegible]

[illegible]

| | | 8-Sep-19 | 8-Sep-19 | 8-Sep-19 | 8-Sep-19 | 8-Sep-19 | 8-Sep-19 | | | |
|--------|--|-------------|-------------|-------------|-------------|-------------|-------------|------|------|-----------------|
| | | Sunday | Sunday | Sunday | Sunday | Sunday | Sunday | Max | Min | L _{eq} |
| City | Location name (details) | 18:00-19:00 | 19:00-20:00 | 20:00-21:00 | 21:00-22:00 | 22:00-23:00 | 23:00-24:00 | | | |
| Mumbai | Andheri - Azad Nagar, Sarvajanik Utsav Samiti Sr. 2, Vir Desai Marg, Andheri (W)-Sr.J.B.B.S.D.540 | 79.4 | 73.7 | 81.7 | 88.1 | 78.7 | 67.0 | 88.1 | 67.0 | 82.2 |
| Mumbai | Bandra - Sarvajanik Ganeshutsav Mandal-Sr.A2329, S.V. Road, Bandra (W) | 68.9 | 76.8 | 83.4 | 77.8 | 68.9 | 61.7 | 83.4 | 61.7 | 77.6 |
| Mumbai | Bhandup - Jay Bajrang Mitra Mandal (Bhandup Samrat), Bhandup Station Rd (W) | 84.7 | 84.4 | 82.9 | 82.4 | 80.7 | 78.0 | 84.7 | 78.0 | 82.7 |
| Mumbai | Borivali - Manav Mitra Mandal, L.T. Road, Borivali (W), Mumbai - 400092 | 74.2 | 79.8 | 85.6 | 81.3 | 87.4 | 71.9 | 87.4 | 71.9 | 83.0 |
| Mumbai | Byculla - Sarvajanik Ganeshutsav mandal, Dr. Ambedkar Marg, Byculla (E) | 73.7 | 76.3 | 76.5 | 72.7 | 70.3 | 70.0 | 76.5 | 70.0 | 74.0 |
| Mumbai | Chembur (East) - Near Ashish Talao / Ashish Theatre | 79.2 | 75.8 | 78.9 | 78.4 | 77.4 | 70.7 | 79.2 | 70.7 | 77.4 |
| Mumbai | Chembur (West) - Sahyadri Krida Mandal Tilak Nagar, Chembur | 78.2 | 77.1 | 69.4 | 68.2 | 69.9 | 58.8 | 78.2 | 58.8 | 73.8 |
| Mumbai | Chinchpokali (E) - Lalbaug Raja Sarvajanik Ganeshutsav Mandal | 65.5 | 72.4 | 79.5 | 74.8 | 64.7 | 55.6 | 79.5 | 55.6 | 73.7 |
| Mumbai | Chinchpokali (W) - Parsiwadi Mitra Mandal, Auther Road Naka, Sarvajanik Ganeshutsav Mandal | 76.7 | 83.8 | 70.3 | 69.9 | 64.1 | 58.7 | 83.8 | 58.7 | 77.1 |
| Mumbai | Dadar (East) - Khodadad Circle, Dadar TT | 83.4 | 81.4 | 79.9 | 74.2 | 69.7 | 64.6 | 83.4 | 64.6 | 79.1 |

| | | 8-Sep-19 | 8-Sep-19 | 8-Sep-19 | 8-Sep-19 | 8-Sep-19 | 8-Sep-19 | | | |
|--------|--|-------------|-------------|-------------|-------------|-------------|-------------|------|------|-----------------|
| | | Sunday | Sunday | Sunday | Sunday | Sunday | Sunday | Max | Min | L _{eq} |
| City | Location name (details) | 18:00-19:00 | 19:00-20:00 | 20:00-21:00 | 21:00-22:00 | 22:00-23:00 | 23:00-24:00 | | | |
| Mumbai | Dadar (West) - Sai Ganesh Sadan, Senapati Bapat Marg, Sarvajanik Ganeshutsav Mandal, Sunder Nagar | 80.7 | 80.2 | 83.2 | 85.9 | 83.4 | 67.1 | 85.9 | 67.1 | 82.4 |
| Mumbai | Elphinstone - Shiv Sai Sarvajanik Ganeshutsav Mandal, B.M. Marg, Elphinstone Road, Mumbai - 13. | 87.0 | 88.6 | 83.1 | 80.1 | 70.6 | 66.2 | 88.6 | 66.2 | 84.1 |
| Mumbai | Ghatkopar - Amar Mitra Mandal, Tilak nagar, Ghatkopar (E) | 78.3 | 80.2 | 82.4 | 79.6 | 72.9 | 64.6 | 82.4 | 64.6 | 78.8 |
| Mumbai | Girgaon Chowpati - Akhil Chowpati Bhirvi Lane, Sarvajanik Ganeshutsav Mandal, Mumbai - 400 006 | 82.9 | 82.8 | 85.1 | 84.9 | 78.6 | 67.6 | 85.1 | 67.6 | 82.6 |
| Mumbai | Grant Road - Saltar Road Sarvjanik Ganeshutsav Mandal, Grant Road (W), Mumbai. | 84.4 | 84.0 | 82.8 | 79.6 | 77.3 | 68.7 | 84.4 | 68.7 | 81.6 |
| Mumbai | Juhu Chowpati - Om Kareshver Shiv Mandir (Trust), Fort Juhu Choupati | 78.9 | 80.5 | 77.9 | 82.8 | 73.4 | 73.2 | 82.8 | 73.2 | 79.1 |
| Mumbai | Kandivali (East) - Thakur Village | 77.5 | 79.4 | 79.0 | 75.8 | 69.4 | 63.1 | 79.4 | 63.1 | 76.6 |
| Mumbai | Kandivali (W) - Balla Mitra Mandal, Behind Poisur Depot, Nr Ganesh Medics, Kandivali (W) | 78.2 | 78.1 | 82.2 | 78.6 | 74.7 | 69.1 | 82.2 | 69.1 | 78.3 |
| Mumbai | Khar - Sarvajanik Ganeshutsav Mandal Sr. 1441-34/35, Sharma Building, 4th Road, Opp. Khar Police Station(W) | 79.1 | 77.8 | 80.4 | 85.4 | 73.6 | 61.6 | 85.4 | 61.6 | 80.2 |
| Mumbai | Mulund - Sargam Mitra Mandal R.H.B. Road, Mumbai - 400 080 | 71.8 | 78.4 | 76.9 | 88.5 | 79.4 | 67.1 | 88.5 | 67.1 | 81.9 |

| | | 8-Sep-19 | 8-Sep-19 | 8-Sep-19 | 8-Sep-19 | 8-Sep-19 | 8-Sep-19 | | | |
|-------------|---|-------------|-------------|-------------|-------------|-------------|-------------|------|------|-----------------|
| | | Sunday | Sunday | Sunday | Sunday | Sunday | Sunday | Max | Min | L _{eq} |
| City | Location name (details) | 18:00-19:00 | 19:00-20:00 | 20:00-21:00 | 21:00-22:00 | 22:00-23:00 | 23:00-24:00 | | | |
| Mumbai | Mumbai Central - Belasis Road, B.I.T. Chawl, Mumbai Central, Mumbai - 400 008 | 58.8 | 60.8 | 60.0 | 61.7 | 53.6 | 54.1 | 61.7 | 53.6 | 59.1 |
| Mumbai | Parel - Sarvajanik Ganeshutsav Mandal Bal Gopal Mandal Parel (W), Tata Mill Compound, Parel | 72.2 | 71.5 | 71.6 | 69.4 | 68.7 | 62.7 | 72.2 | 62.7 | 70.2 |
| Mumbai | Santacruz (East) - Milan Subway, Neet & Geet Society | 70.3 | 70.6 | 73.9 | 67.2 | 65.2 | 59.2 | 73.9 | 59.2 | 69.7 |
| Mumbai | Vikhroli - Balmitra Kala Mandal, Vijay House, Vikhroli Station Rd, Vikhroli (W) | 80.7 | 82.1 | 83.5 | 77.8 | 65.7 | 64.8 | 83.5 | 64.8 | 79.8 |
| Mumbai | Wadala - G.B.S. Sarvajanik Ganeshutsav Mandal, Shree Ram Mandir, Before Wadala Depot Signal | 71.3 | 73.3 | 74.9 | 76.2 | 69.6 | 66.2 | 76.2 | 66.2 | 73.0 |
| | | | | | | | | | | |
| Navi Mumbai | Airoli - Traffic Police Chouki (before Mulund Airoli Bridge) | 71.8 | 69.7 | 69.1 | 55.4 | 51.2 | 49.6 | 71.8 | 49.6 | 67.4 |
| Navi Mumbai | CBD Belapur - MGM Hospital Chowk, Near Police Chowki | 75.9 | 72.4 | 63.8 | 59.7 | 53.7 | 50.4 | 75.9 | 50.4 | 70.0 |
| Navi Mumbai | Kopar Khairane - Sector-10, D-Mart Main Road | 72.6 | 69.1 | 63.5 | 59.8 | 55.7 | 53.4 | 72.6 | 53.4 | 67.0 |
| Navi Mumbai | Uran - Ganpati Chowk | 78.0 | 68.7 | 59.9 | 55.3 | 53.8 | 52.1 | 78.0 | 52.1 | 70.8 |

| | | 8-Sep-19 | 8-Sep-19 | 8-Sep-19 | 8-Sep-19 | 8-Sep-19 | 8-Sep-19 | | | |
|-------------|--|-------------|-------------|-------------|-------------|-------------|-------------|------|------|-----------------|
| | | Sunday | Sunday | Sunday | Sunday | Sunday | Sunday | Max | Min | L _{eq} |
| City | Location name (details) | 18:00-19:00 | 19:00-20:00 | 20:00-21:00 | 21:00-22:00 | 22:00-23:00 | 23:00-24:00 | | | |
| Navi Mumbai | Vashi - Shivaji Chowk Near Bus Depot | 76.1 | 71.8 | 63.8 | 57.3 | 52.1 | 49.9 | 76.1 | 49.9 | 69.9 |
| | | | | | | | | | | |
| Thane | Gokhale Road-Malhar Cinema | 77.3 | 75.4 | 76.1 | 76.6 | 74.7 | 69.4 | 77.3 | 69.4 | 75.5 |
| Thane | Jambli Naka- Lake immersion Point | 79.7 | 83.9 | 82.5 | 79.9 | 76.7 | 77.2 | 83.9 | 76.7 | 80.8 |
| Thane | Main Road- Gaondevi Mandir, Naupada | 78.4 | 78.8 | 76.2 | 73.2 | 71.5 | 69.8 | 78.8 | 69.8 | 75.9 |
| Thane | Wagle Estate- Raila Devi Lake | 73.1 | 73.6 | 72.6 | 77.6 | 75.7 | 74.6 | 77.6 | 72.6 | 74.9 |
| Thane | Court Naka | 71.8 | 71.1 | 65.0 | 74.0 | 71.2 | 79.8 | 79.8 | 65.0 | 74.4 |
| Thane | Mental Hospital | 64.5 | 70.8 | 62.1 | 74.6 | 68.5 | 76.0 | 76.0 | 62.1 | 71.9 |
| Thane | Bedekar Hospital | 75.8 | 63.7 | 65.6 | 71.5 | 64.0 | 70.0 | 75.8 | 63.7 | 70.7 |
| Thane | Kalwa- Chatarpati Shivaji Maharaj Hospital | 73.7 | 59.9 | 59.0 | 60.1 | 64.9 | 66.4 | 73.7 | 59.0 | 67.5 |

| | | 8-Sep-19 | 8-Sep-19 | 8-Sep-19 | 8-Sep-19 | 8-Sep-19 | 8-Sep-19 | | | |
|------|-----------------------------------|-------------|-------------|-------------|-------------|-------------|-------------|------|------|-----------------|
| | | Sunday | Sunday | Sunday | Sunday | Sunday | Sunday | Max | Min | L _{eq} |
| City | Location name (details) | 18:00-19:00 | 19:00-20:00 | 20:00-21:00 | 21:00-22:00 | 22:00-23:00 | 23:00-24:00 | | | |
| | | | | | | | | | | |
| Pune | Shivaji Nagar (Sakhar Sankul) | 62.3 | 65.7 | 68.9 | 64.3 | 67.3 | 59.0 | 68.9 | 59.0 | 65.7 |
| Pune | Karve Road (Nul stop) | 83.6 | 82.9 | 83.1 | 86.3 | 81.7 | 80.6 | 86.3 | 80.6 | 83.4 |
| Pune | Swar Gate (Tilak Road) | 88.2 | 91.3 | 88.3 | 82.6 | 77.5 | 70.8 | 91.3 | 70.8 | 86.9 |
| Pune | Satara Road (Balaji Nagar) | 79.4 | 84.2 | 83.7 | 78.6 | 74.6 | 70.3 | 84.2 | 70.3 | 80.6 |
| Pune | Shaniwar Peth (Shanivar Wada) | 83.5 | 81.5 | 81.0 | 80.1 | 80.0 | 77.4 | 83.5 | 77.4 | 81.0 |
| Pune | Yerawada (Near Gunjan Theatre) | 74.8 | 79.6 | 83.3 | 78.6 | 71.6 | 67.4 | 83.3 | 67.4 | 78.5 |
| Pune | Laxmi Road (Shagun Chowk) | 88.3 | 82.5 | 82.9 | 77.6 | 67.2 | 61.4 | 88.3 | 61.4 | 82.7 |
| Pune | Kothrud (Near Shivaji Putala) | 84.6 | 84.4 | 79.3 | 64.5 | 68.0 | 58.5 | 84.6 | 58.5 | 80.4 |
| Pune | Mahatma Phule Madai (Near Mandai) | 74.4 | 86.5 | 78.9 | 83.8 | 74.1 | 69.7 | 86.5 | 69.7 | 81.4 |

[illegible]

| | | 8-Sep-19 | 8-Sep-19 | 8-Sep-19 | 8-Sep-19 | 8-Sep-19 | 8-Sep-19 | | | |
|------------|--|-------------|-------------|-------------|-------------|-------------|-------------|------|------|-----------------|
| | | Sunday | Sunday | Sunday | Sunday | Sunday | Sunday | Max | Min | L _{eq} |
| City | Location name (details) | 18:00-19:00 | 19:00-20:00 | 20:00-21:00 | 21:00-22:00 | 22:00-23:00 | 23:00-24:00 | | | |
| Nashik | Nashik Road/ Ramkund on - 12.09.2019 | 68.3 | 71.7 | 72.5 | 70.5 | 68.1 | 63.2 | 72.5 | 63.2 | 69.9 |
| Nashik | Panchvati/ Near Ashok Stambh on - 12.09.2019 | 72.7 | 71.5 | 70.2 | 70.7 | 70.0 | 69.7 | 72.7 | 69.7 | 70.9 |
| Nashik | Civil Hospital / Near Gadge Maharaj Statue on - 12.09.2019 | 72.6 | 73.2 | 70.6 | 69.5 | 72.1 | 67.2 | 73.2 | 67.2 | 71.3 |
| Nashik | Trimurty Chowk / River Bank of Waldevi on - 12.09.2019 | 70.1 | 71.5 | 72.5 | 69.2 | 68.5 | 66.5 | 72.5 | 66.5 | 70.2 |
| Nashik | Satpur Bus Stand / CIDCO (Behind PF Off.) on - 12.09.2019 | 71.2 | 70.7 | 71.5 | 71.1 | 69.3 | 67.5 | 71.5 | 67.5 | 70.4 |
| | | | | | | | | | | |
| Aurangabad | Gulmandi | 79.0 | 82.0 | 80.0 | 76.0 | 71.0 | 68.0 | 82.0 | 68.0 | 78.2 |
| Aurangabad | City Chowk | 78.0 | 79.0 | 75.0 | 70.0 | 67.0 | 65.0 | 79.0 | 65.0 | 75.1 |
| Aurangabad | Kranti Chowk | 81.0 | 83.0 | 78.0 | 76.0 | 71.0 | 68.0 | 83.0 | 68.0 | 78.7 |
| Aurangabad | CIDCO Residential | 71.0 | 73.0 | 70.0 | 68.0 | 64.0 | 52.0 | 73.0 | 52.0 | 69.3 |

| | | 8-Sep-19 | 8-Sep-19 | 8-Sep-19 | 8-Sep-19 | 8-Sep-19 | 8-Sep-19 | | | |
|------------|--|-------------|-------------|-------------|-------------|-------------|-------------|------|------|-----------------|
| | | Sunday | Sunday | Sunday | Sunday | Sunday | Sunday | Max | Min | L _{eq} |
| City | Location name (details) | 18:00-19:00 | 19:00-20:00 | 20:00-21:00 | 21:00-22:00 | 22:00-23:00 | 23:00-24:00 | | | |
| Aurangabad | Usmanpura | 72.0 | 75.0 | 71.0 | 69.0 | 64.0 | 61.0 | 75.0 | 61.0 | 70.8 |
| | | | | | | | | | | |
| Nagpur | Ramdaspath (KRIMS Hospital) / (Sonegaon lake on - 12.09.2019) | 64.9 | 64.5 | 64.6 | 64.1 | 64.1 | 63.4 | 64.9 | 63.4 | 64.3 |
| Nagpur | Cotton Market (Jayshree Talkies) / (Gandhisagar on - 12.09.2019) | 73.7 | 75.7 | 76.3 | 74.6 | 67.7 | 65.7 | 76.3 | 65.7 | 73.7 |
| Nagpur | Golibar Chauk / (Futala lake on - 12.09.2019) | 74.0 | 73.7 | 73.2 | 74.3 | 64.9 | 59.5 | 74.3 | 59.5 | 72.2 |
| Nagpur | Reshimbag (Saraswati Vidyalaya) / (Sakkardara lake on - 12.09.2019) | 71.5 | 77.6 | 77.0 | 72.2 | 64.0 | 69.1 | 77.6 | 64.0 | 74.0 |
| Nagpur | Gandhiputala (Taori TV Showroom) / (Naik lake on - 12.09.2019) | 72.9 | 75.8 | 73.4 | 72.4 | 71.9 | 69.7 | 75.8 | 69.7 | 73.1 |
| | | | | | | | | | | |
| Kalyan | Khadakpada Chawk | 78.4 | 75.1 | 70.4 | 63.9 | 73.7 | 77.9 | 78.4 | 63.9 | 75.2 |
| Kalyan | Shivaji Chawk | 78.1 | 74.7 | 71.0 | 72.7 | 74.5 | 67.8 | 78.1 | 67.8 | 74.2 |

[illegible]

| | | 8-Sep-19 | 8-Sep-19 | 8-Sep-19 | 8-Sep-19 | 8-Sep-19 | 8-Sep-19 | | | |
|---------------|--|-------------|-------------|-------------|-------------|-------------|-------------|------|------|-----------------|
| | | Sunday | Sunday | Sunday | Sunday | Sunday | Sunday | Max | Min | L _{eq} |
| City | Location name (details) | 18:00-19:00 | 19:00-20:00 | 20:00-21:00 | 21:00-22:00 | 22:00-23:00 | 23:00-24:00 | | | |
| Kolhapur | Rajaram Puri (Near Rajaram Puri) | 73.8 | 79.1 | 82.2 | 75.5 | 67.1 | 61.2 | 82.2 | 61.2 | 77.2 |
| Kolhapur | Mahalaxmi Mandir | 71.8 | 71.1 | 88.4 | 64.2 | 58.0 | 45.9 | 88.4 | 45.9 | 80.8 |
| Kolhapur | Khas Baug Maidan (Near Khas Baug Maidan) | 85.3 | 83.5 | 82.5 | 76.1 | 69.9 | 67.4 | 85.3 | 67.4 | 81.2 |
| | | | | | | | | | | |
| Sangli | Miraj Market | 81.3 | 80.6 | 81.9 | 78.8 | 75.5 | 69.9 | 81.9 | 69.9 | 79.4 |
| Sangli | Vishram Baug Chawk | 80.4 | 80.2 | 77.9 | 79.8 | 70.3 | 63.7 | 80.4 | 63.7 | 78.1 |
| Sangli | Gandhi Putala (Ganpati Peth) | 83.0 | 82.2 | 80.3 | 78.4 | 78.9 | 70.4 | 83.0 | 70.4 | 80.2 |
| | | | | | | | | | | |
| Mira-Bhyander | Bhakti Vedant Hospital, Tenkar pada | 62.5 | 65.1 | 73.0 | 71.9 | 70.3 | 69.3 | 73.0 | 62.5 | 70.0 |
| Mira-Bhyander | Golden police Chawki | 88.4 | 86.4 | 74.6 | 78.6 | 74.0 | 76.9 | 88.4 | 74.0 | 83.4 |

[illegible]

| | | 8-Sep-19 | 8-Sep-19 | 8-Sep-19 | 8-Sep-19 | 8-Sep-19 | 8-Sep-19 | | | |
|-------------------|--|-------------|-------------|-------------|-------------|-------------|-------------|------|------|-----------------|
| | | Sunday | Sunday | Sunday | Sunday | Sunday | Sunday | Max | Min | L _{eq} |
| City | Location name (details) | 18:00-19:00 | 19:00-20:00 | 20:00-21:00 | 21:00-22:00 | 22:00-23:00 | 23:00-24:00 | | | |
| Bhiwandi-Nizampur | Dhamankar Naka | 78.8 | 80.7 | 78.9 | 84.4 | 86.7 | 85.9 | 86.7 | 78.8 | 83.7 |
| Bhiwandi-Nizampur | Indira Gandhi Memorial Hospital | 73.8 | 65.9 | 68.6 | 70.3 | 68.2 | 65.3 | 73.8 | 65.3 | 69.7 |
| Bhiwandi-Nizampur | Shelar Near Nadi naka | 72.8 | 75.6 | 73.9 | 71.9 | 79.4 | 89.6 | 89.6 | 71.9 | 82.6 |
| | | | | | | | | | | |
| Chandrapur | Govt. Medical College & Hospital, Chandrapur | 68.8 | 70.3 | 75.1 | 71.7 | 66.9 | 63.5 | 75.1 | 63.5 | 70.8 |
| Chandrapur | Gandhi Square, Municipal Corporation, Chandrapur | 69.5 | 70.2 | 68.4 | 67.7 | 68.6 | 64.2 | 70.2 | 64.2 | 68.5 |
| Chandrapur | Jatpura Gate | 70.4 | 72.3 | 78.3 | 79.4 | 76.7 | 64.5 | 79.4 | 64.5 | 75.9 |
| | | | | | | | | | | |
| Nanded-Waghala | Ganesh Nagar, Municipal Corpartion, Nanded | 76.0 | 79.0 | 80.0 | 75.0 | 71.0 | 62.0 | 80.0 | 62.0 | 76.5 |
| Nanded-Waghala | Shivaji Nagar | 79.0 | 82.0 | 78.0 | 74.0 | 67.0 | 61.0 | 82.0 | 61.0 | 77.4 |

[illegible]

| | | 8-Sep-19 | 8-Sep-19 | 8-Sep-19 | 8-Sep-19 | 8-Sep-19 | 8-Sep-19 | | | |
|------------------|--|-------------|-------------|-------------|-------------|-------------|-------------|------|------|-----------------|
| | | Sunday | Sunday | Sunday | Sunday | Sunday | Sunday | Max | Min | L _{eq} |
| City | Location name (details) | 18:00-19:00 | 19:00-20:00 | 20:00-21:00 | 21:00-22:00 | 22:00-23:00 | 23:00-24:00 | | | |
| Malegaon | Mosampur | 69.3 | 71.1 | 72.6 | 72.0 | 69.1 | 68.5 | 72.6 | 68.5 | 70.7 |
| Malegaon | Satana Naka | 69.0 | 72.1 | 72.7 | 70.2 | 69.9 | 67.5 | 72.7 | 67.5 | 70.6 |
| Malegaon | Malegaon Camp | 69.7 | 70.5 | 71.6 | 70.0 | 69.0 | 67.1 | 71.6 | 67.1 | 69.8 |
| | | | | | | | | | | |
| Pimpri-Chinchwad | Chaphekar Chawk, Chinchwad Gaon | 65.1 | 75.9 | 84.0 | 78.9 | 66.9 | 57.5 | 84.0 | 57.5 | 78.0 |
| Pimpri-Chinchwad | Shanti Nagar (Pimri) | 66.5 | 73.7 | 76.5 | 78.2 | 70.6 | 60.6 | 78.2 | 60.6 | 74.0 |
| Pimpri-Chinchwad | Bosari Gaonthan | 73.6 | 74.8 | 79.6 | 82.8 | 69.8 | 59.3 | 82.8 | 59.3 | 77.6 |
| | | | | | | | | | | |
| Parbhani | Shivaji Chawk, Parbhani | 76.0 | 78.0 | 79.0 | 74.0 | 68.0 | 61.0 | 79.0 | 61.0 | 75.5 |
| Parbhani | Shivaji Maharaj Putala, (near S.P. Office) | 79.0 | 81.0 | 78.0 | 74.0 | 70.0 | 64.0 | 81.0 | 64.0 | 77.1 |

[illegible]

[illegible]

| | | 12-Sep-19 | 12-Sep-19 | 12-Sep-19 | 12-Sep-19 | 12-Sep-19 | 12-Sep-19 | | | |
|--------|---|-------------|-------------|-------------|-------------|-------------|-------------|------|------|------|
| | | Thursday | Thursday | Thursday | Thursday | Thursday | Thursday | Max | Min | Leq |
| City | Location name (details) | 18:00-19:00 | 19:00-20:00 | 20:00-21:00 | 21:00-22:00 | 22:00-23:00 | 23:00-24:00 | | | |
| Mumbai | Andheri - Azad Nagar, Sarvajanik Utsav Samiti Sr. 2, Vir Desai Marg, Andheri (W)- Sr.J.B.B.S.D.540 | 70.5 | 84.2 | 86.0 | 82.9 | 86.2 | 84.2 | 86.2 | 70.5 | 84.1 |
| Mumbai | Bandra - Sarvajanik Ganeshutsav Mandal-Sr.A2329, S.V. Road, Bandra (W) | 76.9 | 75.5 | 78.1 | 77.7 | 62.8 | 62.0 | 78.1 | 62.0 | 75.5 |
| Mumbai | Bhandup - Jay Bajrang Mitra Mandal (Bhandup Samrat), Bhandup Station Rd (W) | 61.3 | 64.8 | 77.9 | 85.7 | 62.4 | 66.9 | 85.7 | 61.3 | 78.7 |
| Mumbai | Borivali - Manav Mitra Mandal, L.T. Road, Borivali (W), Mumbai - 400092 | 73.2 | 86.2 | 87.9 | 93.8 | 98.3 | 99.0 | 99.0 | 73.2 | 94.8 |
| Mumbai | Byculla - Sarvajanik Ganeshutsav mandal, Dr. Ambedkar Marg, Byculla (E) | 95.7 | 83.2 | 72.4 | 85.6 | 82.6 | 79.4 | 95.7 | 72.4 | 88.8 |
| Mumbai | Chembur (East) - Near Ashish Talao / Ashish Theatre | 75.0 | 73.8 | 70.7 | 73.7 | 77.8 | 74.3 | 77.8 | 70.7 | 74.7 |
| Mumbai | Chembur (West) - Sahyadri Krida Mandal Tilak Nagar, Chembur | 71.5 | 84.4 | 60.2 | 72.2 | 75.9 | 73.5 | 84.4 | 60.2 | 77.9 |
| Mumbai | Chinchpokali (E) - Lalbaug Raja Sarvajanik Ganeshutsav Mandal | 92.2 | 93.6 | 91.7 | 75.4 | 73.7 | 75.2 | 93.6 | 73.7 | 89.6 |
| Mumbai | Chinchpokali (W) - Parsiwadi Mitra Mandal, Auther Road Naka, Sarvajanik Ganeshutsav Mandal | 95.3 | 97.2 | 95.2 | 85.8 | 73.8 | 65.0 | 97.2 | 65.0 | 93.1 |
| Mumbai | Dadar (East) - Khodadad Circle, Dadar TT | 86.3 | 85.3 | 79.6 | 74.1 | 76.9 | 72.8 | 86.3 | 72.8 | 82.0 |

| | | 12-Sep-19 | 12-Sep-19 | 12-Sep-19 | 12-Sep-19 | 12-Sep-19 | 12-Sep-19 | | | |
|--------|--|-------------|-------------|-------------|-------------|-------------|-------------|------|------|-----------------|
| | | Thursday | Thursday | Thursday | Thursday | Thursday | Thursday | Max | Min | L _{eq} |
| City | Location name (details) | 18:00-19:00 | 19:00-20:00 | 20:00-21:00 | 21:00-22:00 | 22:00-23:00 | 23:00-24:00 | | | |
| Mumbai | Dadar (West) - Sai Ganesh Sadan, Senapati Bapat Marg, Sarvajanik Ganeshutsav Mandal, Sunder Nagar | 73.7 | 74.4 | 73.2 | 79.7 | 79.7 | 74.5 | 79.7 | 73.2 | 76.8 |
| Mumbai | Elphinstone - Shiv Sai Sarvajanik Ganeshutsav Mandal, B.M. Marg, Elphinstone Road, Mumbai - 13. | 76.2 | 75.6 | 72.4 | 73.2 | 79.5 | 73.0 | 79.5 | 72.4 | 75.7 |
| Mumbai | Ghatkopar - Amar Mitra Mandal, Tilak nagar, Ghatkopar (E) | 71.7 | 74.7 | 73.5 | 74.6 | 81.0 | 71.4 | 81.0 | 71.4 | 75.9 |
| Mumbai | Girgaon Chowpati - Akhil Chowpati Bhirvi Lane, Sarvajanik Ganeshutsav Mandal, Mumbai - 400 006 | 75.8 | 77.8 | 72.9 | 70.7 | 76.1 | 74.1 | 77.8 | 70.7 | 75.1 |
| Mumbai | Grant Road - Saltar Road Sarvjanik Ganeshutsav Mandal, Grant Road (W), Mumbai. | 67.8 | 70.7 | 68.6 | 72.5 | 79.2 | 68.6 | 79.2 | 67.8 | 73.5 |
| Mumbai | Juhu Chowpati - Om Kareshver Shiv Mandir (Trust), Fort Juhu Choupati | 65.3 | 78.2 | 72.3 | 71.2 | 70.3 | 80.3 | 80.3 | 65.3 | 75.6 |
| Mumbai | Kandivali (East) - Thakur Village | 65.8 | 69.5 | 74.1 | 72.6 | 68.8 | 70.0 | 74.1 | 65.8 | 70.9 |
| Mumbai | Kandivali (W) - Balla Mitra Mandal, Behind Poisur Depot, Nr Ganesh Medics, Kandivali (W) | 64.2 | 71.1 | 74.8 | 76.3 | 75.1 | 76.2 | 76.3 | 64.2 | 74.3 |
| Mumbai | Khar - Sarvajanik Ganeshutsav Mandal Sr. 1441-34/35, Sharma Building, 4th Road, Opp. Khar Police Station(W) | 68.7 | 74.1 | 75.6 | 77.6 | 73.1 | 70.2 | 77.6 | 68.7 | 74.2 |
| Mumbai | Mulund - Sargam Mitra Mandal R.H.B. Road, Mumbai - 400 080 | 60.2 | 62.4 | 69.7 | 68.9 | 70.1 | 71.4 | 71.4 | 60.2 | 68.6 |

| | | 12-Sep-19 | 12-Sep-19 | 12-Sep-19 | 12-Sep-19 | 12-Sep-19 | 12-Sep-19 | | | |
|-------------|---|-------------|-------------|-------------|-------------|-------------|-------------|------|------|-----------------|
| | | Thursday | Thursday | Thursday | Thursday | Thursday | Thursday | Max | Min | L _{eq} |
| City | Location name (details) | 18:00-19:00 | 19:00-20:00 | 20:00-21:00 | 21:00-22:00 | 22:00-23:00 | 23:00-24:00 | | | |
| Mumbai | Mumbai Central - Belasis Road, B.I.T. Chawl, Mumbai Central, Mumbai - 400 008 | 65.4 | 65.2 | 70.1 | 69.4 | 70.2 | 72.8 | 72.8 | 65.2 | 69.6 |
| Mumbai | Parel - Sarvajanik Ganeshutsav Mandal Bal Gopal Mandal Parel (W), Tata Mill Compound, Parel | 64.2 | 65.3 | 70.2 | 71.1 | 70.3 | 71.9 | 71.9 | 64.2 | 69.7 |
| Mumbai | Santacruz (East) - Milan Subway, Neet & Geet Society | 68.5 | 69.9 | 70.6 | 74.5 | 72.8 | 72.2 | 74.5 | 68.5 | 71.9 |
| Mumbai | Vikhroli - Balmitra Kala Mandal, Vijay House, Vikhroli Station Rd, Vikhroli (W) | 71.2 | 77.3 | 75.9 | 79.5 | 79.3 | 74.8 | 79.5 | 71.2 | 77.1 |
| Mumbai | Wadala - G.B.S. Sarvajanik Ganeshutsav Mandal, Shree Ram Mandir, Before Wadala Depot Signal | 79.3 | 65.0 | 64.4 | 72.2 | 79.6 | 81.5 | 81.5 | 64.4 | 77.5 |
| | | | | | | | | | | |
| Navi Mumbai | Airoli - Traffic Police Chouki (before Mulund Airoli Bridge) | 70.1 | 72.2 | 76.8 | 78.9 | 80.1 | 79.5 | 80.1 | 70.1 | 77.6 |
| Navi Mumbai | CBD Belapur - MGM Hospital Chowk, Near Police Chowki | 67.1 | 69.9 | 70.7 | 71.7 | 73.0 | 74.5 | 74.5 | 67.1 | 71.7 |
| Navi Mumbai | Kopar Khairane - Sector-10, D-Mart Main Road | 69.4 | 71.9 | 73.2 | 75.6 | 76.7 | 75.5 | 76.7 | 69.4 | 74.4 |
| Navi Mumbai | Uran - Ganpati Chowk | 58.4 | 62.4 | 65.8 | 66.0 | 67.4 | 67.9 | 67.9 | 58.4 | 65.6 |

| | | 12-Sep-19 | 12-Sep-19 | 12-Sep-19 | 12-Sep-19 | 12-Sep-19 | 12-Sep-19 | | | |
|-------------|--|-------------|-------------|-------------|-------------|-------------|-------------|------|------|-----------------|
| | | Thursday | Thursday | Thursday | Thursday | Thursday | Thursday | Max | Min | L _{eq} |
| City | Location name (details) | 18:00-19:00 | 19:00-20:00 | 20:00-21:00 | 21:00-22:00 | 22:00-23:00 | 23:00-24:00 | | | |
| Navi Mumbai | Vashi - Shivaji Chowk Near Bus Depot | 65.2 | 67.8 | 70.2 | 72.3 | 70.8 | 68.4 | 72.3 | 65.2 | 69.7 |
| | | | | | | | | | | |
| Thane | Gokhale Road-Malhar Cinema | 59.3 | 65.8 | 80.0 | 75.7 | 77.8 | 77.1 | 80.0 | 59.3 | 76.3 |
| Thane | Jambli Naka- Lake immersion Point | 55.8 | 69.4 | 73.4 | 76.6 | 82.1 | 89.3 | 89.3 | 55.8 | 82.6 |
| Thane | Main Road- Gaondevi Mandir, Naupada | 53.4 | 67.2 | 69.3 | 80.3 | 83.5 | 84.1 | 84.1 | 53.4 | 80.0 |
| Thane | Wagle Estate- Raila Devi Lake | 50.3 | 65.0 | 73.0 | 81.4 | 78.9 | 81.6 | 81.6 | 50.3 | 78.1 |
| Thane | Court Naka | 69.7 | 72.8 | 76.4 | 73.5 | 78.1 | 75.1 | 78.1 | 69.7 | 75.0 |
| Thane | Mental Hospital | 54.7 | 62.3 | 65.0 | 62.3 | 63.4 | 58.0 | 65.0 | 54.7 | 62.1 |
| Thane | Bedekar Hospital | 55.9 | 62.4 | 65.0 | 63.0 | 62.0 | 59.0 | 65.0 | 55.9 | 62.1 |
| Thane | Kalwa- Chatarpati Shivaji Maharaj Hospital | 51.1 | 53.2 | 61.2 | 67.5 | 73.6 | 77.5 | 77.5 | 51.1 | 71.6 |

| | | 12-Sep-19 | 12-Sep-19 | 12-Sep-19 | 12-Sep-19 | 12-Sep-19 | 12-Sep-19 | | | |
|------|-----------------------------------|-------------|-------------|-------------|-------------|-------------|-------------|------|------|------|
| | | Thursday | Thursday | Thursday | Thursday | Thursday | Thursday | Max | Min | Leq |
| City | Location name (details) | 18:00-19:00 | 19:00-20:00 | 20:00-21:00 | 21:00-22:00 | 22:00-23:00 | 23:00-24:00 | | | |
| | | | | | | | | | | |
| Pune | Shivaji Nagar (Sakhar Sankul) | 66.3 | 63.7 | 73.2 | 80.1 | 63.5 | 55.0 | 80.1 | 55.0 | 73.4 |
| Pune | Karve Road (Nul stop) | 88.8 | 99.3 | 96.0 | 99.5 | 94.3 | 93.5 | 99.5 | 88.8 | 96.6 |
| Pune | Swar Gate (Tilak Road) | 80.4 | 82.8 | 85.0 | 88.4 | 85.2 | 85.9 | 88.4 | 80.4 | 85.3 |
| Pune | Satara Road (Balaji Nagar) | 82.3 | 89.4 | 93.4 | 87.5 | 91.6 | 85.2 | 93.4 | 82.3 | 89.7 |
| Pune | Shaniwar Peth (Shanivar Wada) | 74.4 | 77.3 | 79.7 | 81.2 | 75.7 | 76.8 | 81.2 | 74.4 | 78.1 |
| Pune | Yerawada (Near Gunjan Theatre) | 89.3 | 84.4 | 91.7 | 93.6 | 87.6 | 79.3 | 93.6 | 79.3 | 89.6 |
| Pune | Laxmi Road (Shagun Chowk) | 95.0 | 93.9 | 93.0 | 92.4 | 91.9 | 88.2 | 95.0 | 88.2 | 92.8 |
| Pune | Kothrud (Near Shivaji Putala) | 78.1 | 85.2 | 88.3 | 88.8 | 92.4 | 87.1 | 92.4 | 78.1 | 88.3 |
| Pune | Mahatma Phule Madai (Near Mandai) | 92.2 | 86.4 | 85.1 | 82.2 | 79.8 | 76.5 | 92.2 | 76.5 | 86.6 |

[illegible]

| | | 12-Sep-19 | 12-Sep-19 | 12-Sep-19 | 12-Sep-19 | 12-Sep-19 | 12-Sep-19 | | | |
|------------|--|-------------|-------------|-------------|-------------|-------------|-------------|-------|------|-----------------|
| | | Thursday | Thursday | Thursday | Thursday | Thursday | Thursday | Max | Min | L _{eq} |
| City | Location name (details) | 18:00-19:00 | 19:00-20:00 | 20:00-21:00 | 21:00-22:00 | 22:00-23:00 | 23:00-24:00 | | | |
| Nashik | Nashik Road/ Ramkund on - 12.09.2019 | 72.1 | 74.1 | 76.5 | 75.1 | 70.1 | 69.5 | 76.5 | 69.5 | 73.6 |
| Nashik | Panchvati/ Near Ashok Stambh on - 12.09.2019 | 70.2 | 72.6 | 75.1 | 75.5 | 74.1 | 69.5 | 75.5 | 69.5 | 73.4 |
| Nashik | Civil Hospital / Near Gadge Maharaj Statue on - 12.09.2019 | 73.2 | 76.5 | 78.1 | 72.1 | 71.3 | 70.6 | 78.1 | 70.6 | 74.6 |
| Nashik | Trimurty Chowk / River Bank of Waldevi on - 12.09.2019 | 70.1 | 74.3 | 76.1 | 72.6 | 69.5 | 70.6 | 76.1 | 69.5 | 72.9 |
| Nashik | Satpur Bus Stand / CIDCO (Behind PF Off.) on - 12.09.2019 | 71.5 | 73.5 | 76.5 | 71.5 | 70.5 | 69.1 | 76.5 | 69.1 | 72.8 |
| | | | | | | | | | | |
| Aurangabad | Gulmandi | 98.0 | 99.0 | 102.0 | 98.0 | 97.0 | 95.0 | 102.0 | 95.0 | 98.7 |
| Aurangabad | City Chowk | 96.0 | 98.0 | 99.0 | 96.0 | 94.0 | 93.0 | 99.0 | 93.0 | 96.5 |
| Aurangabad | Kranti Chowk | 84.0 | 85.0 | 80.0 | 76.0 | 74.0 | 71.0 | 85.0 | 71.0 | 80.9 |
| Aurangabad | CIDCO Residential | 79.0 | 81.0 | 77.0 | 74.0 | 70.0 | 68.0 | 81.0 | 68.0 | 76.9 |

| | | 12-Sep-19 | 12-Sep-19 | 12-Sep-19 | 12-Sep-19 | 12-Sep-19 | 12-Sep-19 | | | |
|------------|---|-------------|-------------|-------------|-------------|-------------|-------------|------|------|-----------------|
| | | Thursday | Thursday | Thursday | Thursday | Thursday | Thursday | Max | Min | L _{eq} |
| City | Location name (details) | 18:00-19:00 | 19:00-20:00 | 20:00-21:00 | 21:00-22:00 | 22:00-23:00 | 23:00-24:00 | | | |
| Aurangabad | Usmanpura | 77.0 | 82.0 | 74.0 | 70.0 | 69.0 | 67.0 | 82.0 | 67.0 | 76.3 |
| | | | | | | | | | | |
| Nagpur | Ramdaspath (KRIMS Hospital) / (Sonegaon lake on - 12.09.2019) | 67.3 | 65.4 | 65.5 | 67.1 | 64.0 | 64.9 | 67.3 | 64.0 | 65.9 |
| Nagpur | Cotton Market (Jayshree Talkies) / (Gandhisagar on - 12.09.2019) | 80.5 | 78.3 | 78.9 | 80.7 | 77.9 | 87.4 | 87.4 | 77.9 | 82.2 |
| Nagpur | Golibar Chauk / (Futala lake on - 12.09.2019) | 72.3 | 72.7 | 73.1 | 70.2 | 77.8 | 78.5 | 78.5 | 70.2 | 75.2 |
| Nagpur | Reshimbag (Saraswati Vidyalaya) / (Sakkardara lake on - 12.09.2019) | 66.1 | 68.0 | 73.1 | 76.4 | 75.1 | 75.6 | 76.4 | 66.1 | 73.8 |
| Nagpur | Gandhiputala (Taori TV Showroom) / (Naik lake on - 12.09.2019) | 72.0 | 74.9 | 73.4 | 83.3 | 80.9 | 75.6 | 83.3 | 72.0 | 78.7 |
| | | | | | | | | | | |
| Kalyan | Khadakpada Chawk | 84.3 | 79.0 | 88.0 | 83.2 | 77.8 | 70.2 | 88.0 | 70.2 | 83.2 |
| Kalyan | Shivaji Chawk | 87.1 | 89.9 | 78.4 | 75.5 | 74.2 | 69.8 | 89.9 | 69.8 | 84.3 |

[illegible]

| | | 12-Sep-19 | 12-Sep-19 | 12-Sep-19 | 12-Sep-19 | 12-Sep-19 | 12-Sep-19 | | | |
|---------------|--|-------------|-------------|-------------|-------------|-------------|-------------|------|------|-----------------|
| | | Thursday | Thursday | Thursday | Thursday | Thursday | Thursday | Max | Min | L _{eq} |
| City | Location name (details) | 18:00-19:00 | 19:00-20:00 | 20:00-21:00 | 21:00-22:00 | 22:00-23:00 | 23:00-24:00 | | | |
| Kolhapur | Rajaram Puri (Near Rajaram Puri) | 73.7 | 75.5 | 70.4 | 66.2 | 61.0 | 56.7 | 75.5 | 56.7 | 71.0 |
| Kolhapur | Mahalaxmi Mandir | 86.1 | 86.6 | 83.2 | 89.9 | 88.0 | 90.0 | 90.0 | 83.2 | 87.9 |
| Kolhapur | Khas Baug Maidan (Near Khas Baug Maidan) | 91.0 | 87.8 | 92.4 | 93.2 | 85.1 | 82.1 | 93.2 | 82.1 | 90.1 |
| | | | | | | | | | | |
| Sangli | Miraj Market | 95.4 | 99.6 | 96.0 | 96.1 | 98.9 | 97.2 | 99.6 | 95.4 | 97.5 |
| Sangli | Vishram Baug Chawk | 80.1 | 74.3 | 71.7 | 69.2 | 65.4 | 66.0 | 80.1 | 65.4 | 74.2 |
| Sangli | Gandhi Putala (Ganpati Peth) | 79.4 | 79.0 | 72.4 | 68.4 | 62.9 | 61.2 | 79.4 | 61.2 | 75.1 |
| | | | | | | | | | | |
| Mira-Bhyander | Bhakti Vedant Hospital, Tenkar pada | 66.8 | 58.2 | 75.2 | 66.8 | 76.2 | 76.1 | 76.2 | 58.2 | 73.2 |
| Mira-Bhyander | Golden police Chawki | 78.1 | 79.9 | 82.4 | 80.9 | 81.9 | 81.6 | 82.4 | 78.1 | 81.0 |

[illegible]

| | | 12-Sep-19 | 12-Sep-19 | 12-Sep-19 | 12-Sep-19 | 12-Sep-19 | 12-Sep-19 | | | |
|--------------------------|--|-------------|-------------|-------------|-------------|-------------|-------------|------|------|-----------------|
| | | Thursday | Thursday | Thursday | Thursday | Thursday | Thursday | Max | Min | L _{eq} |
| City | Location name (details) | 18:00-19:00 | 19:00-20:00 | 20:00-21:00 | 21:00-22:00 | 22:00-23:00 | 23:00-24:00 | | | |
| Bhiwandi-Nizampur | Dhamankar Naka | 74.1 | 77.8 | 82.6 | 81.7 | 81.0 | 84.5 | 84.5 | 74.1 | 81.4 |
| Bhiwandi-Nizampur | Indira Gandhi Memorial Hospital | 90.3 | 73.7 | 82.2 | 74.0 | 65.8 | 66.1 | 90.3 | 65.8 | 83.3 |
| Bhiwandi-Nizampur | Shelar Near Nadi naka | 73.1 | 65.9 | 72.7 | 67.8 | 68.2 | 66.9 | 73.1 | 65.9 | 70.0 |
| | | | | | | | | | | |
| Chandrapur | Govt. Medical College & Hospital, Chandrapur | 71.5 | 72.6 | 74.8 | 78.5 | 75.2 | 65.4 | 78.5 | 65.4 | 74.5 |
| Chandrapur | Gandhi Square, Municipal Corporation, Chandrapur | 95.7 | 97.3 | 95.6 | 95.6 | 93.3 | 86.1 | 97.3 | 86.1 | 95.0 |
| Chandrapur | Jatpura Gate | 89.2 | 89.9 | 88.7 | 87.8 | 86.6 | 75.3 | 89.9 | 75.3 | 87.8 |
| | | | | | | | | | | |
| Nanded-Waghala | Ganesh Nagar, Municipal Corparation, Nanded | 79.0 | 81.0 | 75.0 | 71.0 | 68.0 | 61.0 | 81.0 | 61.0 | 76.3 |
| Nanded-Waghala | Shivaji Nagar | 87.0 | 89.0 | 86.0 | 81.0 | 78.0 | 75.0 | 89.0 | 75.0 | 85.0 |

[illegible]

| | | 12-Sep-19 | 12-Sep-19 | 12-Sep-19 | 12-Sep-19 | 12-Sep-19 | 12-Sep-19 | | | |
|------------------|--|-------------|-------------|-------------|-------------|-------------|-------------|-------|------|------|
| | | Thursday | Thursday | Thursday | Thursday | Thursday | Thursday | Max | Min | Leq |
| City | Location name (details) | 18:00-19:00 | 19:00-20:00 | 20:00-21:00 | 21:00-22:00 | 22:00-23:00 | 23:00-24:00 | | | |
| Malegaon | Mosampur | 73.1 | 75.5 | 78.1 | 74.6 | 71.1 | 69.3 | 78.1 | 69.3 | 74.5 |
| Malegaon | Satana Naka | 72.5 | 76.2 | 74.1 | 71.2 | 70.2 | 69.6 | 76.2 | 69.6 | 72.9 |
| Malegaon | Malegaon Camp | 74.1 | 75.5 | 79.0 | 75.5 | 71.5 | 70.2 | 79.0 | 70.2 | 75.2 |
| | | | | | | | | | | |
| Pimpri-Chinchwad | Chaphekar Chawk, Chinchwad Gaon | 85.4 | 90.4 | 98.7 | 99.5 | 75.9 | 70.0 | 99.5 | 70.0 | 97.5 |
| Pimpri-Chinchwad | Shanti Nagar (Pimri) | 97.1 | 107.0 | 89.3 | 105.6 | 109.7 | 105.6 | 109.7 | 89.3 | 74.2 |
| Pimpri-Chinchwad | Bosari Gaonthan | 68.7 | 80.2 | 79.5 | 83.9 | 76.5 | 64.9 | 83.9 | 64.9 | 75.1 |
| | | | | | | | | | | |
| Parbhani | Shivaji Chawk, Parbhani | 88.0 | 91.0 | 92.0 | 87.0 | 83.0 | 79.0 | 92.0 | 79.0 | 88.5 |
| Parbhani | Shivaji Maharaj Putala, (near S.P. Office) | 84.0 | 86.0 | 82.0 | 80.0 | 75.0 | 71.0 | 86.0 | 71.0 | 82.0 |

[illegible]

[illegible]

Glimse of the Event



Santacruz (East)



Dadar (East)



Girgaon Chowpati



Mumbai Centra



Shivaji Chawk



Khar



Borivali



Chinchpokali (E)



Aundh Parihar Chawk



Satara Road (Balaji Nagar)



Hadapsar (Nera Bhaji Mandai)



Karve Road (Nul stop)



Khadaki (Near Bazar)



Kothrud (Near Shivaji Putala)



Koregaon Park



Parvati



University Road Chowk



VishrantWadi



Gandhi Putala (Ganpati Peth)



Vishram Baug Chowk



Ashok Chowk



Hotgi and Vijapur road



Chaphekar Chawk, Chinchwad Gaon



Shanti Nagar (Pimri)



Trimurthy Chowk



Nashik Road



Khas Baug Maidan



Rajaram Puri



City Kotawali Chowk



Agrasen Chowk