

REPORT ON AMBIENT NOISE MONITORING DURING GANESH FESTIVAL, 2020



MAHARASHTRA POLLUTION CONTROL BOARD

Kalpataru Point, 3rd Floor, Sion (East), Mumbai-400011

Website: www.mpcb.gov.in

September, 2020

Foreword



Noise pollution becoming a major concern in urban area due to anthropogenic activities. Rapid urbanisation, population growth and the associated development activities, such as noise from mobile sources, highway, rail, and construction remain major sources of environmental noise pollution in major cities. Noise pollution becomes aggravated during the festivals celebration period and posing major challenge to the authorities. Monitoring of Noise levels during the festival period is mandatory as per Hon'ble Supreme Court Order so as to assess the exceedance levels of Noise due to festival celebration. Also, it helps to create public awareness about the Noise Pollution.

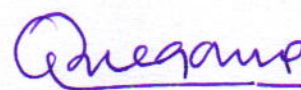
In view of the above, Maharashtra Pollution Control Board has conducted an extensive noise monitoring study in all the 27 Municipal Corporations of Maharashtra at 132 major locations during Ganesh festival, 2020 for 5 days i.e. on 22.08.2020 (First day: Ganesh chaturthy), 23.08.2020 (The immersion of the idol of 1½ day), 26.08.2020 (The immersion of Gouri & Ganapati – 5th day.), 28.08.2020 (The immersion of idol - 7th day) and 1.09.2020 (Anant Chaturdashi-Last Day) for 6 hours continuously, for the time slot: 1800 Hrs. to 2400 Hrs. (Evening 6 to Midnight 12) at each specified location.

This report contains the methodology and observations made during the study. The findings of the survey, comparison of earlier period Noise levels and the recommendations are compiled in this report. We hope, the report will be useful to all concerned including the civic authorities and citizens at large. To access and restrict the noise pollution, the Central Pollution Control Board (CPCB) has prescribed the permissible limits of noise from various sources and in the ambient air in different areas. State Govt. has also issued notification dated 21st April, 2009; for implementation of Noise rules and enforcement of the standards therein by the concerned local authorities.

The exceedance values with respect to prescribed Standards of Noise Rules, 2000 were observed in some of the locations that would facilitate the concerned stakeholders for taking control measures and plan future strategies to mitigate noise pollution. I hope, the report will be useful to all concerned including the civic authorities and citizens at large.

Field monitoring was conducted by M/s. Mahabal Enviro Engineers Pvt. Ltd., Thane and was supported by all Regional Offices of the Board in the field. The entire study work including planning, coordination, and report preparation was done at the Joint Director-Air Pollution Control Division of the MPCB Board. The contributions of Shri V.M.Motghare, Shri S.C.Kollur, Smt. Sneha Kamble and Shri Salil Save are appreciated.

I hope this report will create awareness in people about noise pollution and help urban local bodies to plan for mechanism, which will help in reducing noise pollution.



(Ashok Shingare, IAS)

CONTENTS

Introduction	5
A Review of Noise Descriptors	5
Methodology of the project	6
Results	8
1. Mumbai	9
2. Navi Mumbai	11
3. Thane	11
4. Pune	13
5. Nashik	15
6. Aurangabad	17
7. Nagpur	18
8. Kalyan	20
9. Amaravati	21
10. Jalgaon	22
11. Kolhapur	23
12. Sangli	24
13. Mira-Bhayander	25
14. Vasai-Virar	26
15. Ulhasnagar	27
16. Bhiwandi-Nizampur	28
17. Chandrapur	29
18. Nanded-Waghala	30
19. Ahmednagar	31
20. Dhule	32
21. Malegaon	33
22. Pimpri-Chinchwad	34
23. Parbhani	35
24. Latur	36
25. Akola	37
26. Solapur	38
27. Panvel	39
Comparative Study of Noise levels	40
Conclusion	54
Definitions	74
Annexure I - Detailed list of locations	76
Annexure II - Noise Pollution (R & C) Rules, 2000 amendment dt. 21 st April 2009	83
Annexure III - Noise Levels during Ganesh Festival for last 2 years in different cities of Maharashtra	85
Annexure IV - Hourly Noise Levels on 22 nd , 23 rd , 26 th 28 th August & 1 st September 2020 during Ganesh Festival at different locations in Maharashtra	87
Glimse of the Event	88

Abbreviations

CPCB	Central Pollution Control Board
dB	Decibel
dB(A)	Decibels with "A" weighting
EPA	Environmental Protection Act, 1986
Hz	Hertz
MPCB	Maharashtra Pollution Control Board
KHz	Kilo Hertz
L_{Aeq}	Equivalent continuous A-weighted sound pressure level (dB)
L_{max}	Maximum sound pressure level (dB)
L_{min}	Minimum sound pressure level (dB)
SPL	Sound Pressure Level

Introduction

Ganesh festival is celebrated every year in the state of Maharashtra but this time it was different as a pandemic was going on. The COVID-19 pandemic in India is part of the worldwide pandemic of coronavirus disease 2019 (COVID-19) caused by severe acute respiratory syndrome coronavirus 2 (SARS-CoV-2). The first case of COVID-19 in India, which originated from China, was reported on 30th January 2020. Festivals and devotions give mental strength to the people and celebrating it will give boost the confidence of people.

This year the Ganesh festival was celebrated in a different way. Large idols were replaced by small ones, neither musical instruments nor speakers were used, no group procession for visargan etc. were some of the evident change in celebration. The positive side is that there was lesser noise level, less water pollution and no use of fire crackers at all contributed to the betterment of Environment. Eco-friendly Ganesh idols were highly used this year and people have carried out visarjan at their home only.

Maharashtra Pollution Control Board have been carrying out study of the ambient noise levels in the state of Maharashtra during the period of Ganesh Festival for more than 10 years as a continuous process. Noise monitoring was carried out at 132 locations from 27 Municipal Corporation of Maharashtra for 5 days period during Ganesh Festival i.e. on 22nd, 23rd, 26th, 28th August 2020 and 1st September 2020 from 6 PM to 12 AM for each location which comprise of residential, commercial and silence zone.

We have carried out the noise monitoring following all the COVID protocol such as temperature and oxygen level check each day before starting the work, using mask, carrying hand sanitizer and maintaining distance between the public.

A Review of Noise Descriptors

Sound is usually made up of a wide range of different frequencies. The spread of sound energy across the audible frequency "spectrum" (about 20Hz – 20kHz) is one factor that helps to make it identifiable to the human ear. The human ear is a very sensitive system with an extensive dynamic range. To accommodate this very large range, sound levels are measured using the **decibel (dB) scale**.

A sound level meter theoretically has a flat response, in other words it responds exactly the same at different frequencies. Unlike a sound level meter, the human ear responds differently at different frequencies, so a weighting, or filter, can be used so that the meter responds more like the human ear. The most commonly used weighting is referred to as the '**A**' weighting and readings are usually measured in dBA. The "**sound pressure level**" (SPL) is twenty times the logarithm to the base 10 of the ratio of the effective pressure (p) of a sound to the reference pressure (Pr) of 20 µPa. Thus, the sound pressure level in dB = $20 \log_{10} P/Pr$.

In most cases, the sound and noise we hear are not steady. Apart from variation in tones, the magnitude or the sound pressure level of a sound or noise changes with time. The equivalent continuous noise level (Leq) is the sound pressure level of a steady sound that has, over a given period, the same energy as a fluctuating sound in question.

The sound level limits specified by CPCB, represent the general limitation on noise produced by noise sources. Some noises, however, are annoying no matter where or in what kind of environment they exist. High level impulsive noises represent a special category and, consequently, are restricted by an absolute limitation.

The Central Pollution Control Board (CPCB) constituted a National Committee of Experts on Noise Pollution Control. The Committee recommended noise standards for ambient air and for automobiles, domestic appliances and construction equipment, which were later notified under The Environment (Protection) Act, 1986 as given below:

Table 2.1: Standards of Noise Levels under EPA (1986): Noise Pollution (Regulation & Control) Rules, 2000

Area Code	Category of Area	Limits in dB(A) L_{eq}	
		Day time	Night time
A	Industrial area	75	70
B	Commercial area	65	55
C	Residential Area	55	45
D	Silence Zone	50	40

Note:

1. Day time is reckoned from 6 A.M. To 10 P.M.
2. Night time is reckoned in from 10 P.M. and 6 A.M.
3. Silence zone is referred as areas within 100 meters around premises such as hospitals, educational institutions and courts. The Silence zones are to be declared by the Competent Authority.
4. Use of vehicular horns, loudspeakers and bursting of crackers shall be banned in these zones.
5. Mixed categories of areas should be declared as one of the four above mentioned categories by the Competent Authority and the corresponding standards shall apply.

State GR / Notification: Implementation Authority for Noise Rules in Maharashtra is enclosed at **Annexure - III**

Methodology of the project

The ambient noise monitoring was carried out during the period of Ganesh Festivals for 132 locations which is covered under 27 Municipal Corporation all over Maharashtra. The monitoring was carried out for 5 days considering the noise that generate during the festival. 6 hours noise monitoring was carried out from 6 PM to 12 AM on 22nd, 23rd, 26th, 28th August 2020 and 1st September 2020. The noise monitoring was carried out using calibrated Sound Level Meters (Type I).

The details of number noise monitoring locations in different Municipal Corporation all over Maharashtra as provided in **Table 3.1** below:

Table 3.1: Noise Monitoring Locations in Maharashtra during Ganesh Festival: 2020.

Sr.	Municipal Corporation	Number of locations
1.	Mumbai	25
2.	Navi Mumbai	05
3.	Thane	08
4.	Pune	18
5.	Nashik	05
6.	Aurangabad	05
7.	Nagpur	05
8.	Kalyan	03
9.	Amravati	03
10.	Jalgaon	03
11.	Kolhapur	03
12.	Sangli	03
13.	Mira – Bhayander	03
14.	Vasai – Virar	03
15.	Ulhasnagar	03
16.	Bhiwandi – Nizampur	03
17.	Chandrapur	03
18.	Nanded – Waghala	03
19.	Ahmednagar	03
20.	Dhule	03
21.	Malegaon	03
22.	Pimpri – Chinchwad	03
23.	Parbhani	03
24.	Latur	03
25.	Akola	03
26.	Solapur	04
27.	Panvel	03
Total No. of stations		132

The detailed list of locations is given in **Annexure I**.

Results

Hourly Noise Levels on 22nd, 23rd, 26th, 28th August 2020 and 1st September 2020 during Ganesh Festival at different locations in Maharashtra is given in **Annexure IV**. The equivalent steady sound level of a noise energy-averaged over time was calculated represented as L_{eq} based on which the impact of noise created during the festival is measured. The formula for calculating L_{eq} is as given below:

$$L_{eq,T} = 10 \log \left(1 / n \sum_{i=1}^n 10^{\frac{L_i}{10}} \right)$$

Where, L_i = levels observed at n equally spaced times during interval T.

In the present study, hourly and day wise L_{eq} has been calculated to compare the results obtained from various locations.

1. Mumbai

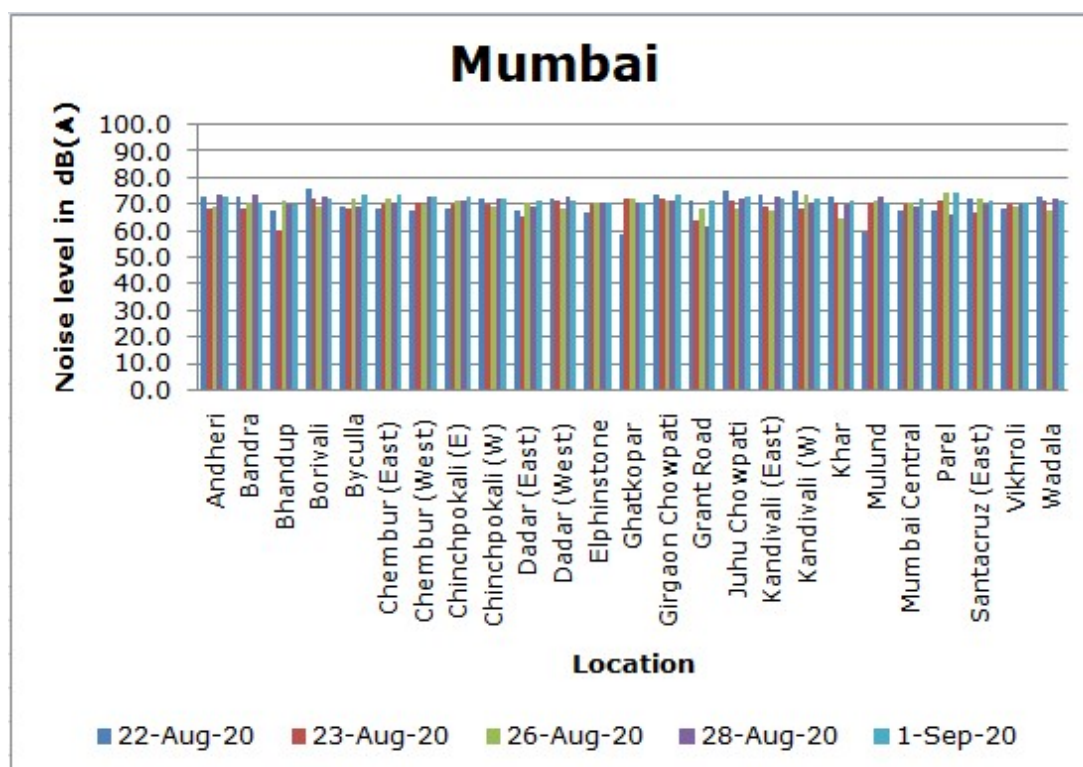
In Mumbai a total of 25 location where monitored. The highest noise level out of the 5 days monitored was observed at Borivali on 22nd August i.e. the first day of monitoring with 75.9 dB(A). The noise level was increased due to traffic and there was no impact due to the festival.

Table 4.1: Noise Levels (L_{eq}) dB(A) during Ganesh Festival, 2020 in Mumbai

Location	22-Aug-20	23-Aug-20	26-Aug-20	28-Aug-20	1-Sept-20
	(L _{eq}) dB(A)				
Andheri	72.8	68.7	69.5	73.4	72.6
Bandra	72.6	68.8	70.5	73.5	71.0
Bhandup	68.0	60.6	71.8	69.9	69.7
Borivali	75.9	72.0	69.0	73.1	72.0
Byculla	69.2	68.8	72.4	68.9	74.0
Chembur (East)	68.6	69.8	72.3	70.9	73.8
Chembur (West)	68.1	71.0	70.2	72.7	73.3
Chinchpokali (E)	68.4	70.2	71.3	71.5	73.2
Chinchpokali (W)	72.1	70.1	69.0	72.5	72.5
Dadar (East)	68.0	65.5	70.8	69.1	71.8
Dadar (West)	72.0	71.2	68.4	72.9	71.3
Elphinstone	66.8	70.3	70.6	70.9	71.0
Ghatkopar	58.5	71.9	71.9	70.9	70.8
Girgaon Chowpati	73.8	72.1	71.4	71.4	73.4
Grant Road	71.3	64.0	68.5	61.9	71.9
Juhu Chowpati	75.4	71.2	68.8	72.1	73.2
Kandivali (East)	73.9	69.2	67.6	72.9	71.9
Kandivali (W)	74.9	68.3	73.6	70.8	72.1
Khar	72.9	71.0	64.5	69.8	71.5
Mulund	59.7	70.5	71.6	73.0	70.9

Mumbai Central	67.7	70.0	70.8	68.9	71.9
Parel	68.0	71.5	74.6	66.6	74.3
Santacruz (East)	72.1	67.2	72.4	70.1	71.8
Vikhroli	68.6	70.1	68.9	70.1	71.1
Wadala	73.3	71.4	67.8	72.0	71.3

Chart 4.1: Noise Levels during Ganesh Festival, 2020 in Mumbai



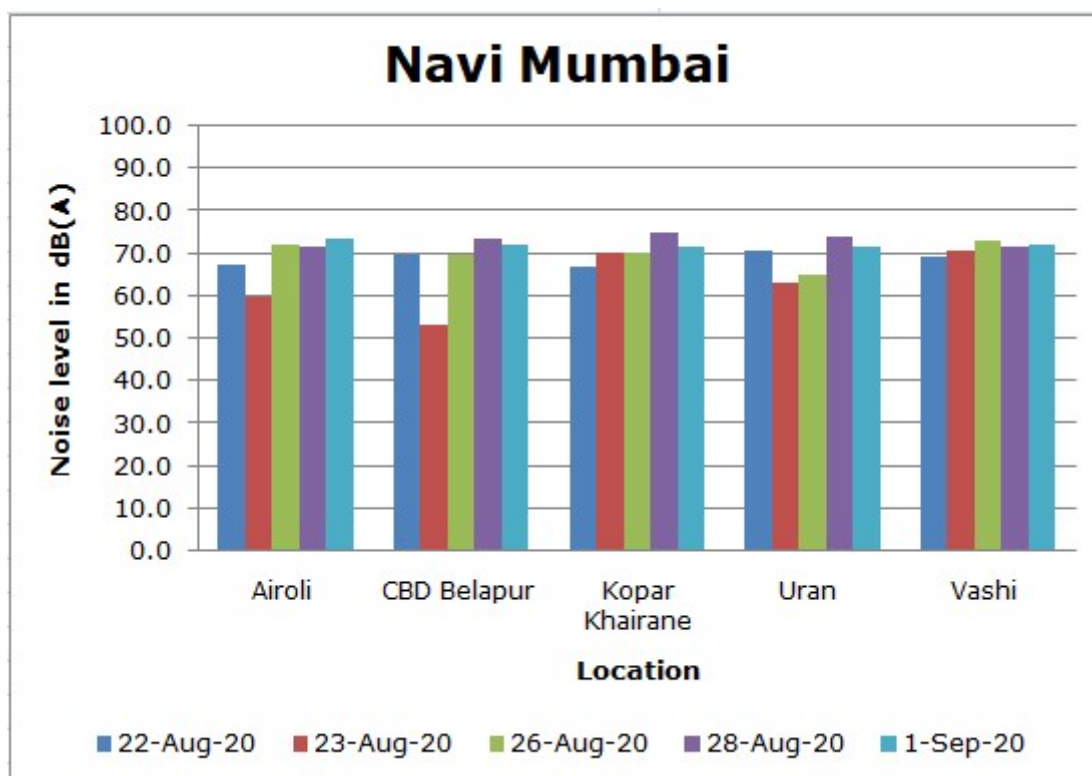
2. Navi Mumbai

In Navi Mumbai a total of 5 location were monitored. The highest noise level was observed at Kopar Khairane on 28th August with 75.1 dB(A). The increase in noise level was due to traffic congestions.

Table 4.2: Noise Levels (L_{eq}) dB(A) during Ganesh Festival, 2020 in Navi Mumbai

Location	22-Aug-20	23-Aug-20	26-Aug-20	28-Aug-20	1-Sept-20
	(L _{eq}) dB(A)				
Airoli	67.4	60.0	72.1	71.5	73.7
CBD Belapur	70.0	53.3	69.9	73.7	72.2
Kopar Khairane	67.0	70.4	70.4	75.1	71.4
Uran	70.8	63.4	64.9	73.9	71.8
Vashi	69.2	70.5	73.0	71.5	72.3

Chart 4.2: Noise Levels during Ganesh Festival, 2020 in Navi Mumbai

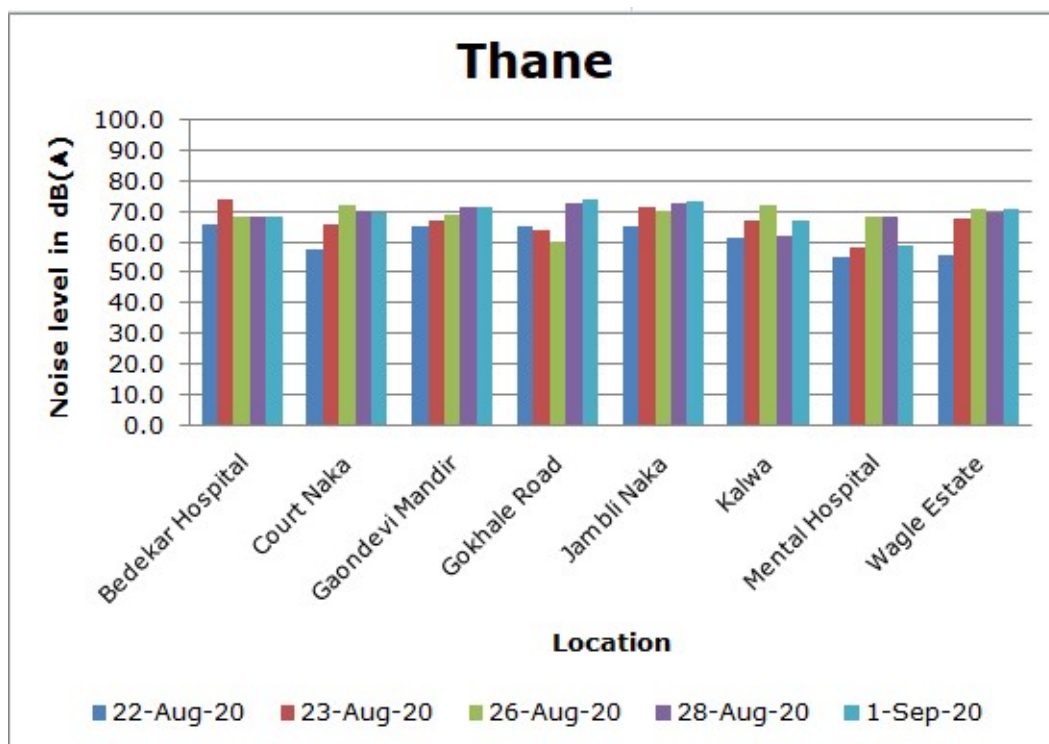


3. Thane

A total of eight locations were monitored in Thane region. The highest noise level was observed at Bedekar Hospital with 74 dB(A) on 23rd August and the main reason of the increase in noise level was due to traffic congestion in the area.

Table 4.3: Noise Levels (L_{eq}) dB(A) during Ganesh Festival, 2020 in Thane

Location	22-Aug-20	23-Aug-20	26-Aug-20	28-Aug-20	1-Sept-20
	(L _{eq}) dB(A)				
Gokhale Road	65.3	63.8	60.0	72.7	73.9
Jambli Naka	65.5	71.8	70.1	72.7	73.6
Gaondevi Mandir	65.4	67.4	69.2	71.9	71.3
Wagle Estate	55.7	67.9	71.1	69.5	70.6
Court Naka	57.8	66.1	72.0	70.1	69.5
Mental Hospital	55.3	58.2	68.7	68.5	58.7
Bedekar Hospital	65.8	74.0	68.2	68.4	68.5
Kalwa	61.4	66.9	72.5	62.4	67.2

Chart 4.3: Noise Levels during Ganesh Festival, 2020 in Thane


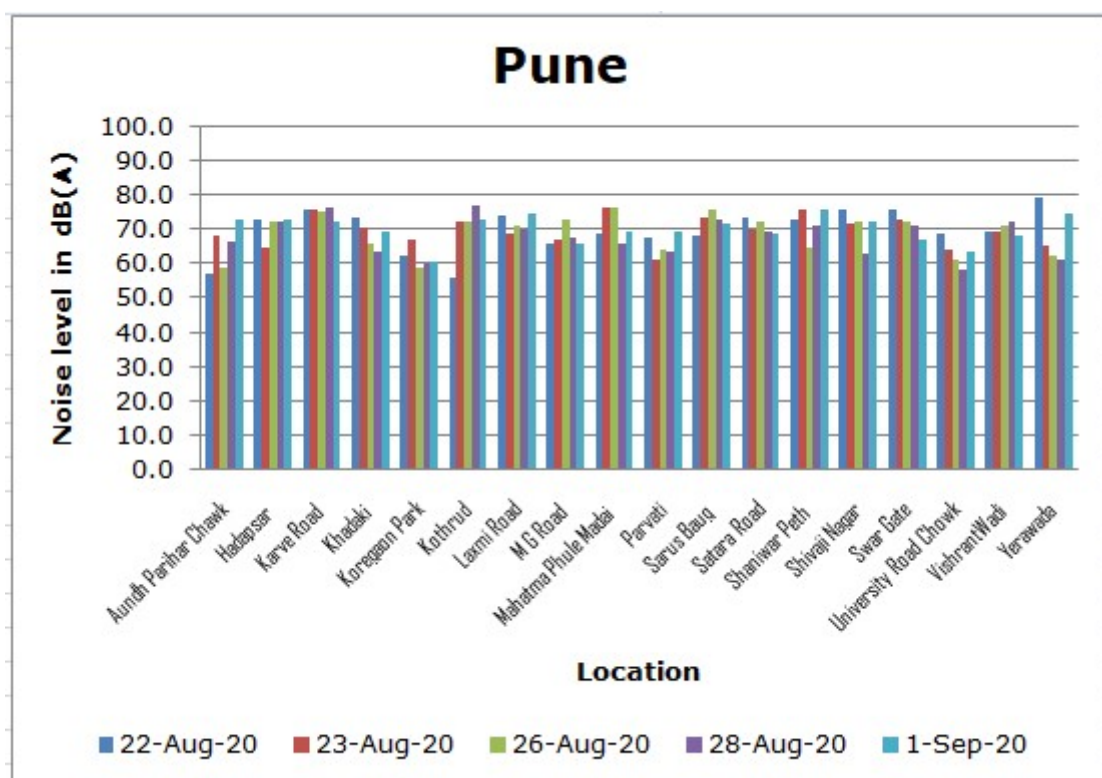
4. Pune

Eighteen locations were monitored in Pune region. The highest noise level was observed at Yerawada with 79.7 dB(A) on 22nd August. The increase in noise level was due to traffic congestion due to the Ganesh idol possession and crowd.

Table 4.4: Noise Levels (L_{eq}) dB(A) during Ganesh Festival, 2020 in Pune

Location	22-Aug-20	23-Aug-20	26-Aug-20	28-Aug-20	1-Sept-20
	(Leq) dB(A)				
Shivaji Nagar	75.7	71.6	72.5	62.9	72.2
Karve Road	76.2	75.7	75.2	76.5	72.7
Swar Gate	76.1	73.3	72.3	71.4	67.3
Satara Road	73.3	69.9	72.5	69.5	68.9
Shaniwar Peth	73.2	76.2	64.9	71.3	76.2
Yerawada	79.7	65.3	62.4	61.5	74.6
Laxmi Road	74.1	69.1	71.4	70.1	75.0
Kothrud	55.9	72.6	72.5	77.0	72.8
Mahatma Phule Madai	69.2	76.4	76.5	65.9	69.5
Sarus Baug	68.6	73.7	76.1	73.1	71.6
Hadapsar	73.1	64.7	72.1	72.4	73.1
Parvati	68.0	61.3	64.1	63.9	69.6
Koregaon Park	62.7	67.0	59.0	60.3	60.5
Khadaki	73.8	70.7	65.8	63.8	69.4
M G Road	65.8	67.0	73.0	67.9	66.2
University Road Chowk	69.0	64.2	61.1	58.6	63.7
Aundh Parihar Chowk	57.3	68.3	59.0	66.9	72.8
Vishrant Wadi	69.4	69.7	71.5	72.6	68.1

Chart 4.4: Noise Levels during Ganesh Festival, 2020 in Pune



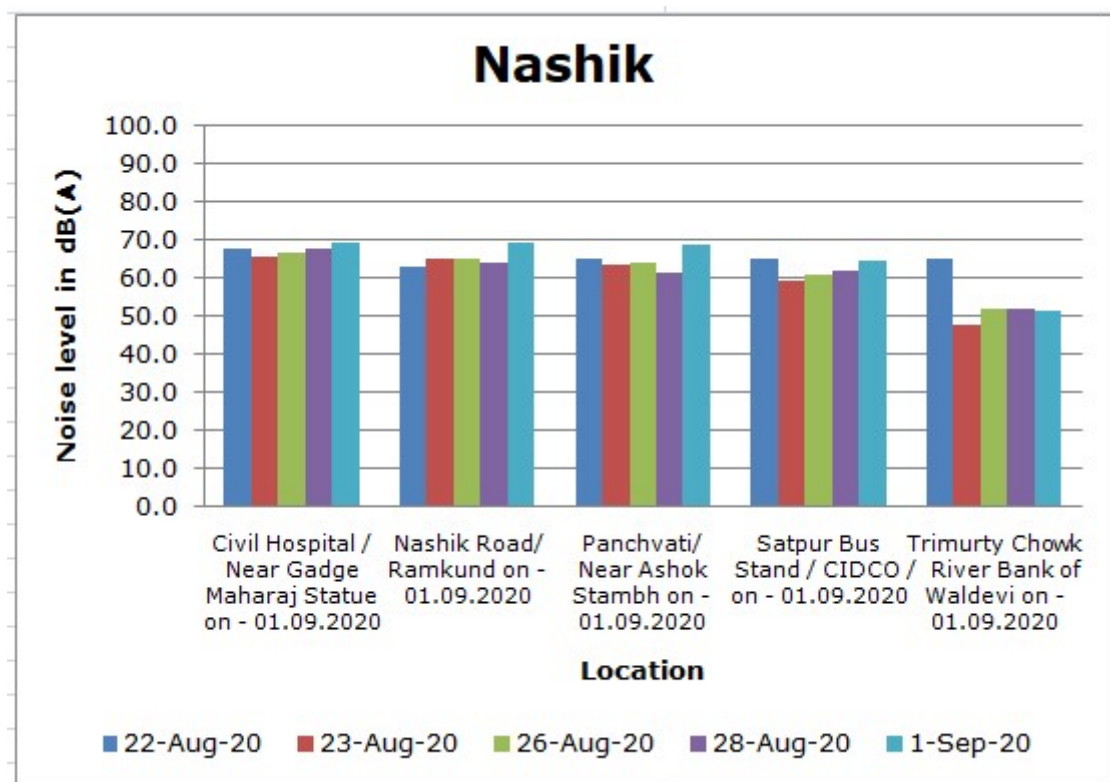
5. Nashik

Five locations were monitored for Nashik region. The highest noise level on 22nd, 23rd, 26th and 28th August was observed at Civil Hospital with 75.1 dB(A), 75.5 dB(A), 75.3 dB(A) and 71.3 dB(A) respectively. The increase in noise level was due to traffic and crowd near the hospital region.

Table 4.5: Noise Levels (L_{eq}) dB(A) during Ganesh Festival, 2020 in Nashik

Location	22-Aug-20	23-Aug-20	26-Aug-20	28-Aug-20	1-Sept-20
	(L _{eq}) dB(A)				
Nashik Road/ Ramkund on - 01.09.2020	80.3	74.6	74.1	69.9	73.6
Panchvati/ Near Ashok Stambh on - 01.09.2020	80.1	77.0	77.1	70.9	73.4
Civil Hospital/ Near Gadge Maharaj Statue on - 01.09.2020	75.1	75.5	75.3	71.3	74.6
Trimurty Chowk/ River Bank of Waldevi on - 01.09.2020	81.1	78.8	77.1	70.2	72.9
Satpur Bus Stand/ CIDCO (Behind PF Off.) on - 01.09.2020	77.7	76.8	74.9	70.4	72.8

Chart 4.5: Noise Levels during Ganesh Festival, 2020 in Nashik



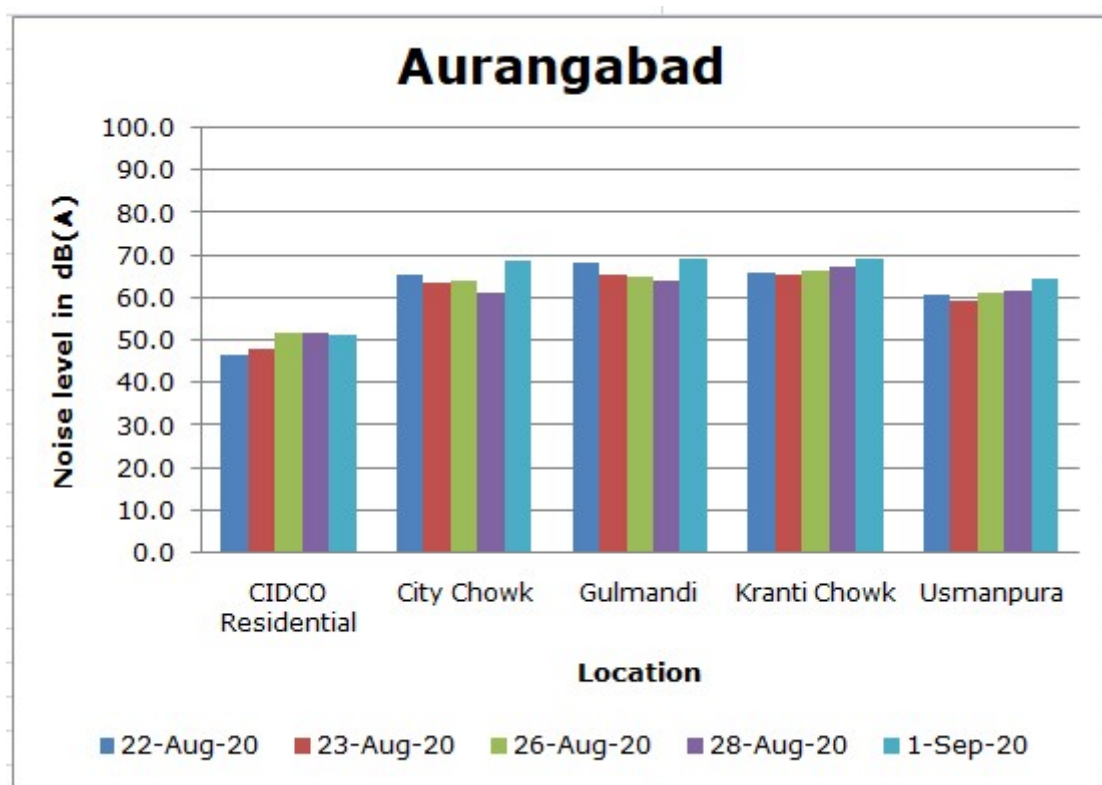
6. Aurangabad

Five locations were monitored for Aurangabad region. The highest noise level was observed on 1st September at Gulmandi with 69.4 dB(A). The increase in noise level was due to traffic and nearby pandals.

Table 4.6: Noise Levels (L_{eq}) dB(A) during Ganesh Festival, 2019 in Aurangabad

Location	22-Aug-20	23-Aug-20	26-Aug-20	28-Aug-20	1-Sept-20
	(Leq) dB(A)				
Gulmandi	68.3	65.4	65.2	63.9	69.4
City Chowk	65.7	63.5	64.3	61.2	68.7
Kranti Chowk	66.1	65.5	66.7	67.6	69.3
CIDCO Residential	46.8	47.9	52.0	51.8	51.3
Usmanpura	61.0	59.2	61.2	61.8	64.7

Chart 4.6: Noise Levels during Ganesh Festival, 2020 in Aurangabad



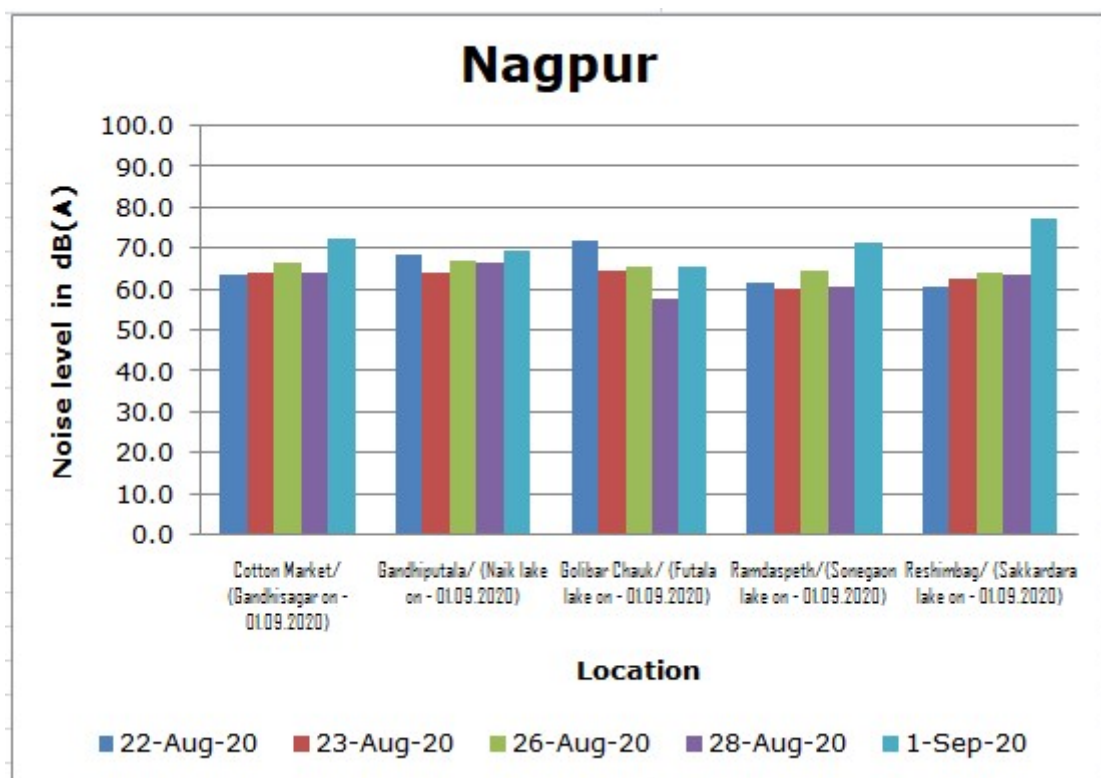
7. Nagpur

In Nagpur region also 5 locations was monitored. Reshimbag was found to have the highest noise level with 77.3 dB(A) on 1st September.

Table 4.7: Noise Levels (L_{eq}) dB(A) during Ganesh Festival, 2020 in Nagpur

Location	22-Aug-20	23-Aug-20	26-Aug-20	28-Aug-20	1-Sept-20
	(Leq) dB(A)				
Ramdaspath (KRIMS Hospital)/ (Sonegaon lake on - 01.09.2020)	61.7	60.5	64.6	60.7	71.6
Cotton Market (Jayshree Talkies)/ (Gandhisagar on - 01.09.2020)	63.9	64.1	66.4	64.3	72.6
Golibar Chowk/ (Futala lake on - 01.09.2020)	71.8	64.7	65.8	57.7	65.6
Reshimbag (Saraswati Vidyalaya)/ (Sakkardara lake on - 01.09.2020)	60.6	62.6	64.4	63.6	77.3
Gandhiputala (Taori TV Showroom)/ (Naik lake on - 01.09.2020)	68.5	64.2	67.1	66.8	69.8

Chart 4.7: Noise Levels during Ganesh Festival, 2020 in Nagpur



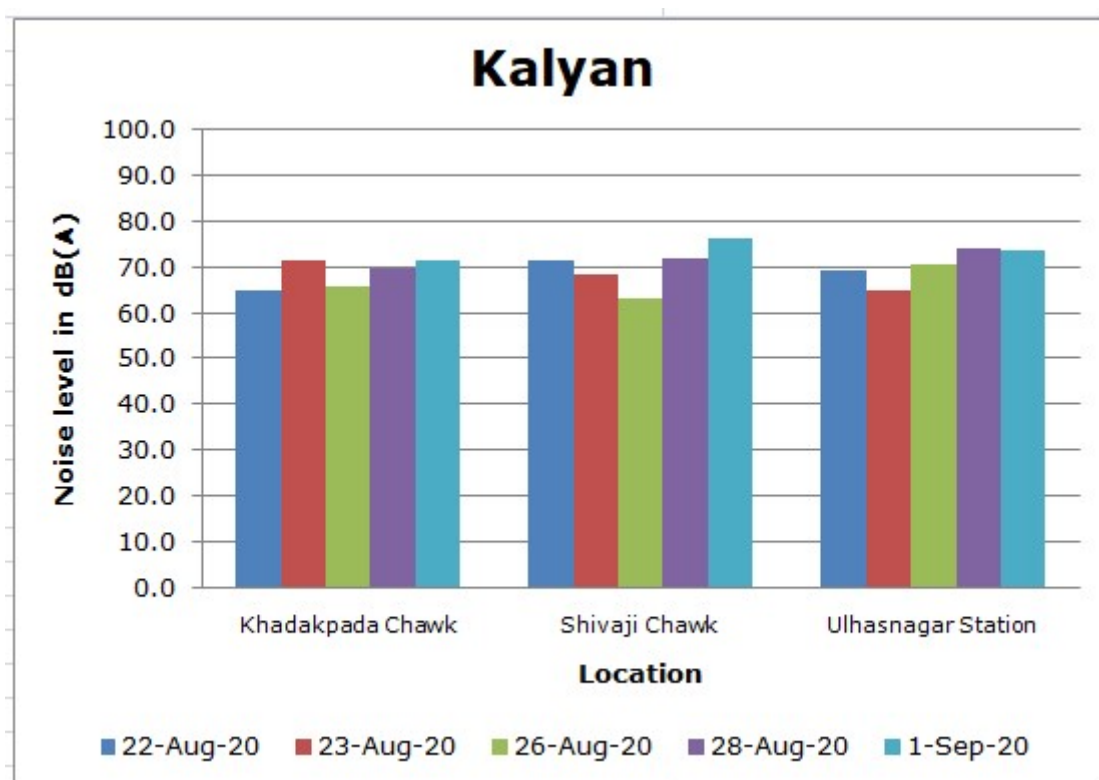
8. Kalyan

Out of three locations monitored in Kalyan region, the highest noise level was observed at Shivaji Chowk on 1st September with 76.2 dB(A). The noise level was high mainly due to the crowd and traffic.

Table 4.8: Noise Levels (L_{eq}) dB(A) during Ganesh Festival, 2020 in Kalyan

Location	22-Aug-20	23-Aug-20	26-Aug-20	28-Aug-20	1-Sept-20
	(Leq) dB(A)				
Khadakpada Chowk	65.1	71.5	66.0	69.7	71.4
Shivaji Chowk	71.6	68.4	63.4	71.9	76.2
Ulhasnagar Station	69.3	65.0	70.7	74.3	73.9

Chart 4.8: Noise Levels during Ganesh Festival, 2020 in Kalyan



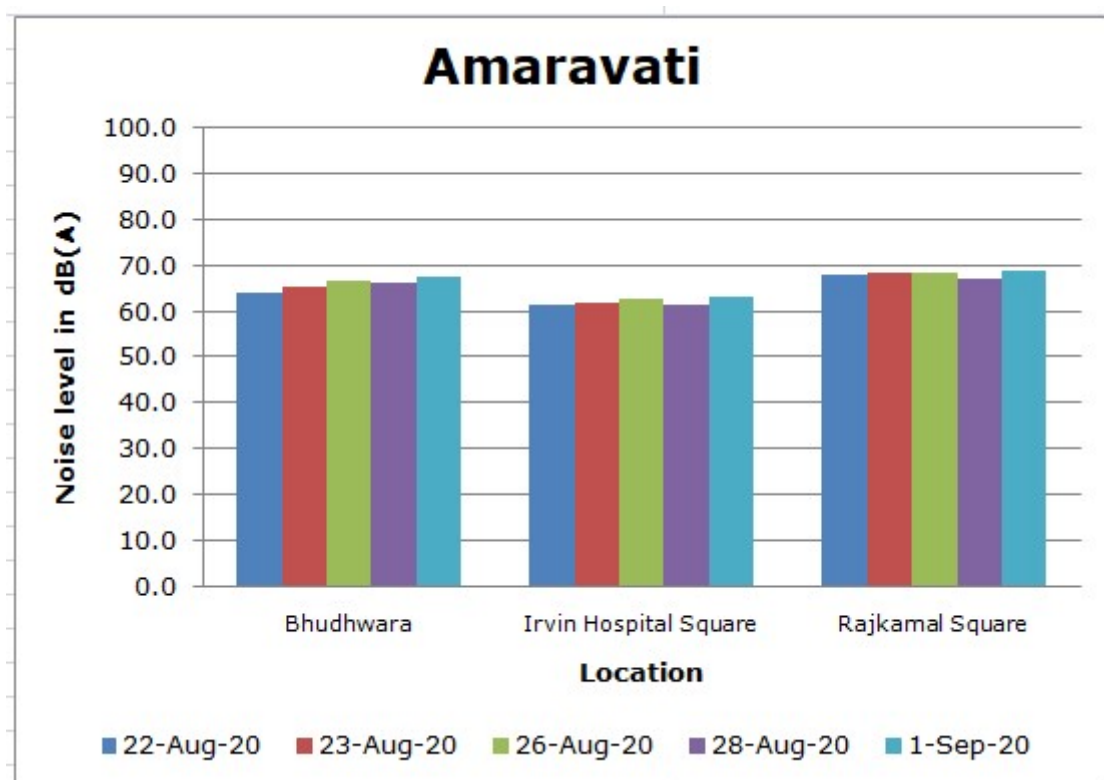
9. Amaravati

Out of the three locations monitored for Amravati region, Rajkamal Square was found to highest noise level on all five days of monitoring. The main reason for the increase in noise level in this region is traffic flow.

Table 4.9: Noise Levels (L_{eq}) dB(A) during Ganesh Festival, 2020 in Amaravati

Location	22-Aug-20	23-Aug-20	26-Aug-20	28-Aug-20	1-Sept-20
	(Leq) dB(A)				
Bhudhwara	64.1	65.5	66.8	66.1	67.7
Rajkamal Square	68.2	68.5	68.5	67.0	68.9
Irvin Hospital Square	61.7	62.1	62.9	61.7	63.2

Chart 4.9: Noise Levels during Ganesh Festival, 2020 in Amaravati



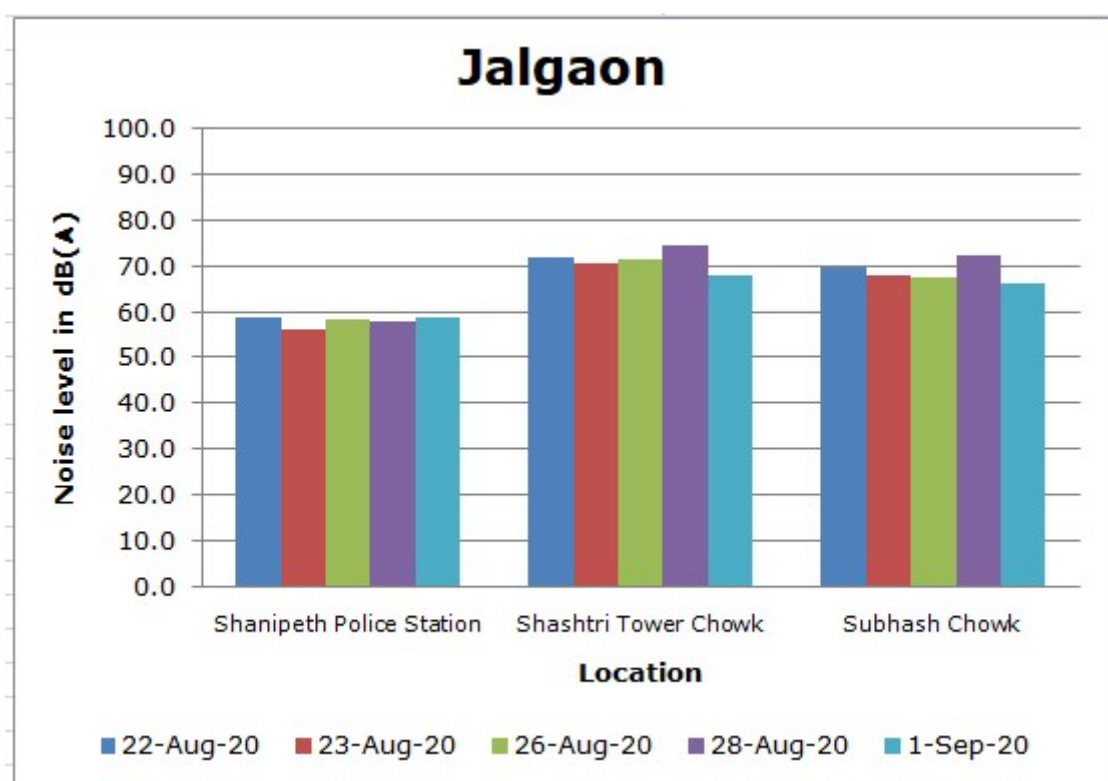
10. Jalgaon

In Jalgaon region also three locations were monitored. The highest noise level was observed at Shashtri Tower Chowk on all five days of monitoring and the increase in noise level was due to traffic congestion.

Table 4.10: Noise Levels (L_{eq}) dB(A) during Ganesh Festival, 2020 in Jalgaon

Location	22-Aug-20	23-Aug-20	26-Aug-20	28-Aug-20	1-Sept-20
	(Leq) dB(A)				
Subhash Chowk	69.8	68.1	67.5	72.3	66.5
Shashtri Tower Chowk	72.0	70.9	71.7	74.5	68.0
Shanipeth Police Station	58.9	56.1	58.5	58.1	59.0

Chart 4.10: Noise Levels during Ganesh Festival, 2020 in Jalgaon



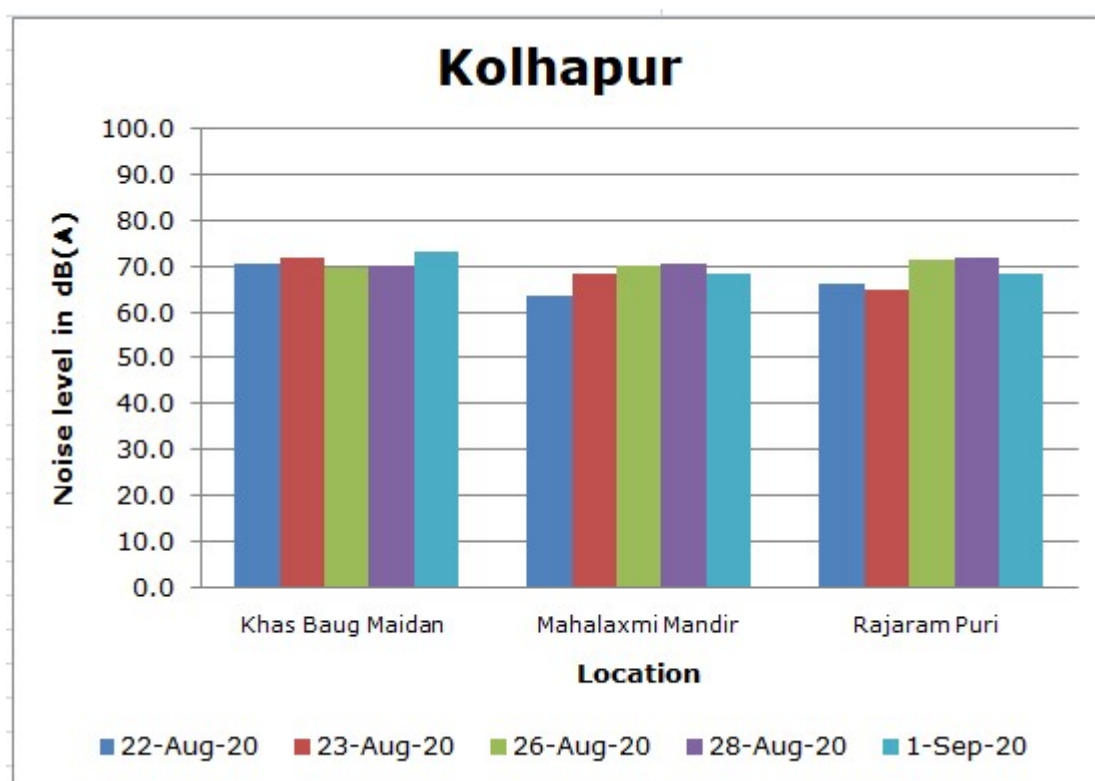
11. Kolhapur

In Kolhapur region also three locations were monitored. The highest noise level was observed at Khas Baug Maidan with 73.1 dB(A) on 1st September.

Table 4.11: Noise Levels (L_{eq}) dB(A) during Ganesh Festival, 2020 in Kolhapur

Location	22-Aug-20	23-Aug-20	26-Aug-20	28-Aug-20	1-Sept-20
	(Leq) dB(A)				
Rajaram Puri	66.3	64.9	71.6	71.8	68.4
Mahalaxmi Mandir	63.5	68.4	70.4	70.7	68.4
Khas Baug Maidan	70.8	71.8	69.7	70.1	73.1

Chart 4.11: Noise Levels during Ganesh Festival, 2020 in Kolhapur



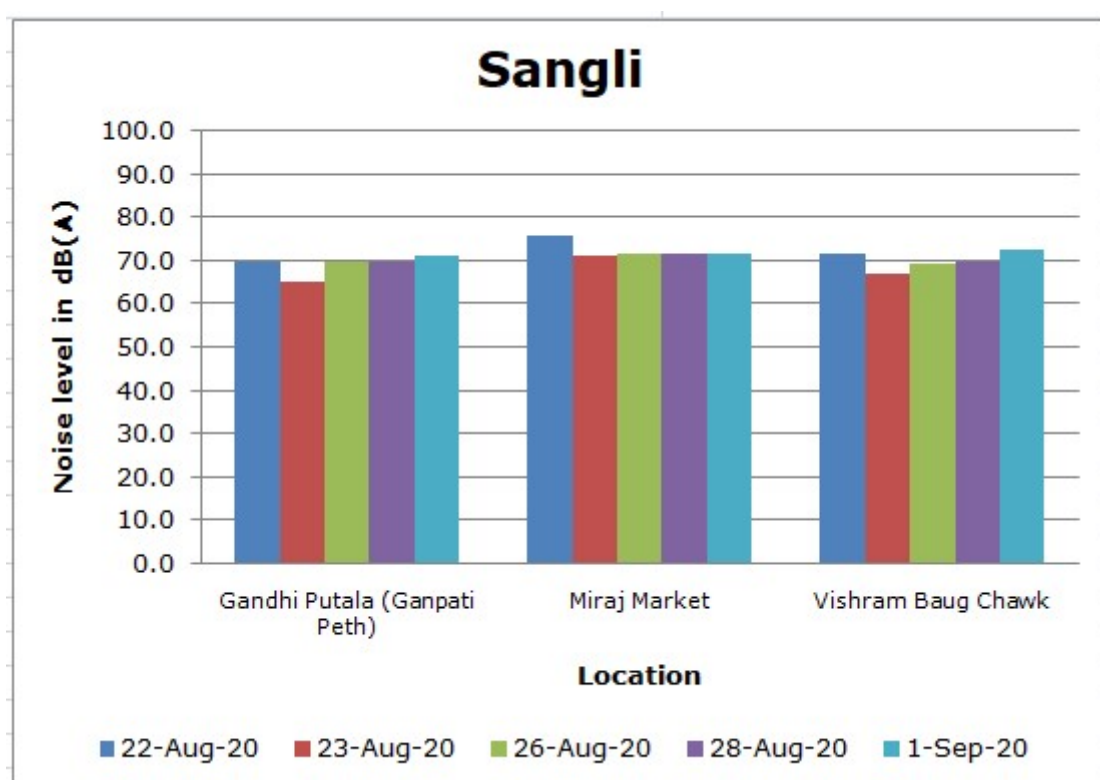
12. Sangli

Out of the three locations monitored in Sangli region, the highest noise level on 22nd, 23rd, 26th and 28th August the highest noise level was observed at Miraj market and on 1st September the highest noise level was observed at Vishram Baug Chowk.

Table 4.12: Noise Levels (L_{eq}) dB(A) during Ganesh Festival, 2020 in Sangli

Location	22-Aug-20	23-Aug-20	26-Aug-20	28-Aug-20	1-Sept-20
	(Leq) dB(A)				
Miraj Market	76.0	71.3	71.7	71.6	71.9
Vishram Baug Chowk	71.7	67.2	69.5	69.8	72.4
Gandhi Putala	69.8	65.2	69.7	69.8	71.2

Chart 4.12: Noise Levels during Ganesh Festival, 2020 in Sangli



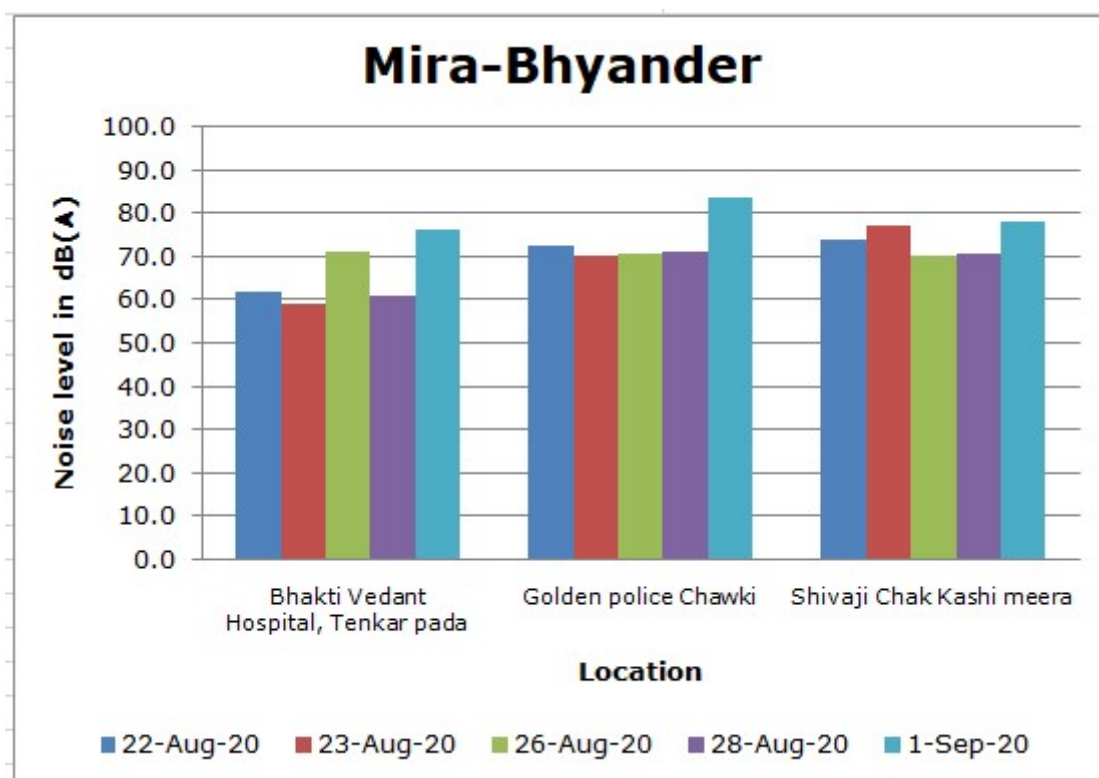
13. Mira-Bhayander

In Mira-Bhayander the highest noise level was observed at Golden Police Chowki with 83.5 dB(A) on 1st September and the reason for increase in noise level was due to the Traffic and rain.

Table 4.13: Noise Levels (L_{eq}) dB(A) during Ganesh Festival, 2020 in Mira-Bhayander

Location	22-Aug-20	23-Aug-20	26-Aug-20	28-Aug-20	1-Sept-20
	(Leq) dB(A)				
Bhakti Vedant Hospital, Tenkar pada	62.0	58.9	71.0	60.9	76.5
Golden police Chowki	72.6	70.3	70.7	71.1	83.5
Shivaji Chowk Kashi meera	74.1	77.1	70.2	70.9	78.2

Chart 4.13: Noise Levels during Ganesh Festival, 2020 in Mira-Bhayander



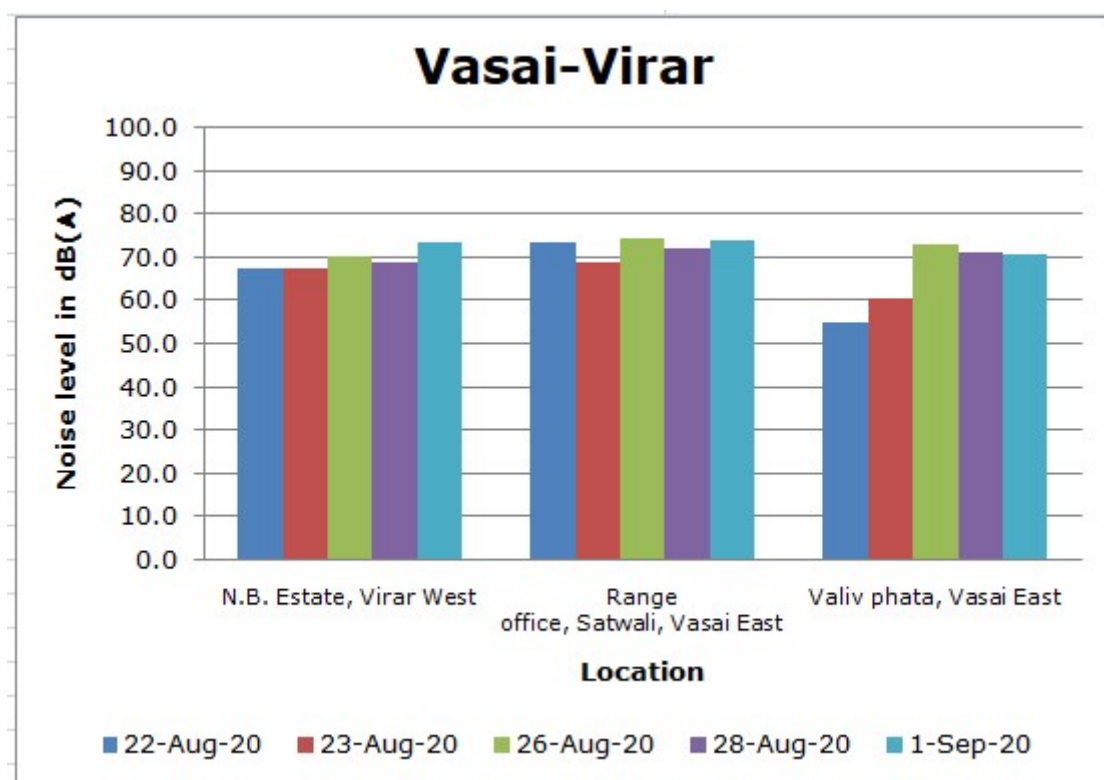
14. Vasai-Virar

At Vasai-Virar also three locations were monitored for checking the noise level during Ganesh Festival. The highest noise level was observed at Range office on all five days of noise monitoring and the reason was due to honking and traffic.

Table 4.14: Noise Levels (L_{eq}) dB(A) during Ganesh Festival, 2020 in Vasai-Virar

Location	22-Aug-20	23-Aug-20	26-Aug-20	28-Aug-20	1-Sept-20
	(Leq) dB(A)				
Range office, Satwali, Vasai East	73.6	68.8	74.5	71.9	74.1
Valiv phata, Vasai East	54.9	60.8	73.3	71.0	70.6
N.B. Estate, Virar West	67.6	67.4	70.4	68.8	73.6

Chart 4.14: Noise Levels during Ganesh Festival, 2020 in Vasai-Virar



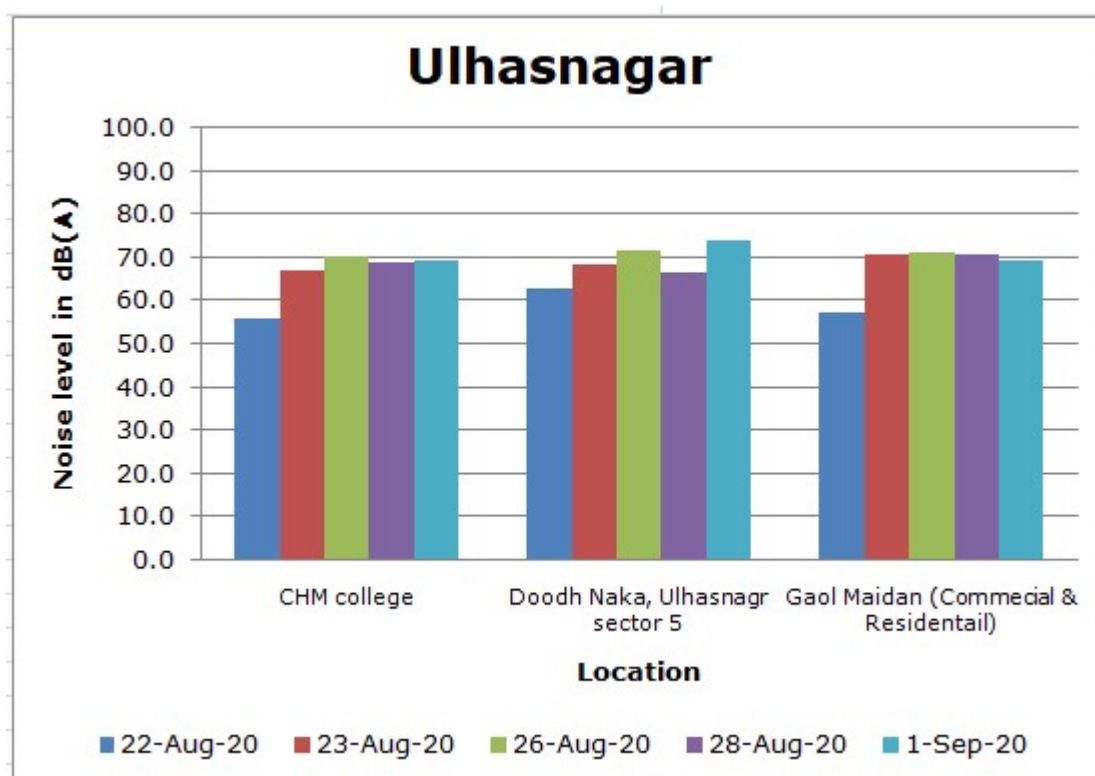
15. Ulhasnagar

The highest noise level in Ulhasnagar was observed at Doodh naka with 74.2 dB(A) on 1st September and was mainly due to traffic congestion.

Table 4.15: Noise Levels (L_{eq}) dB(A) during Ganesh Festival, 2020 in Ulhasnagar

Location	22-Aug-20	23-Aug-20	26-Aug-20	28-Aug-20	1-Sept-20
	(Leq) dB(A)				
Gaol Maidan	57.4	70.7	71.3	70.8	69.3
Doodh Naka, Ulhasnagr sector 5	62.8	68.6	71.9	66.6	74.2
CHM college	56.1	66.9	70.2	68.7	69.3

Chart 4.15: Noise Levels during Ganesh Festival, 2020 in Ulhasnagar



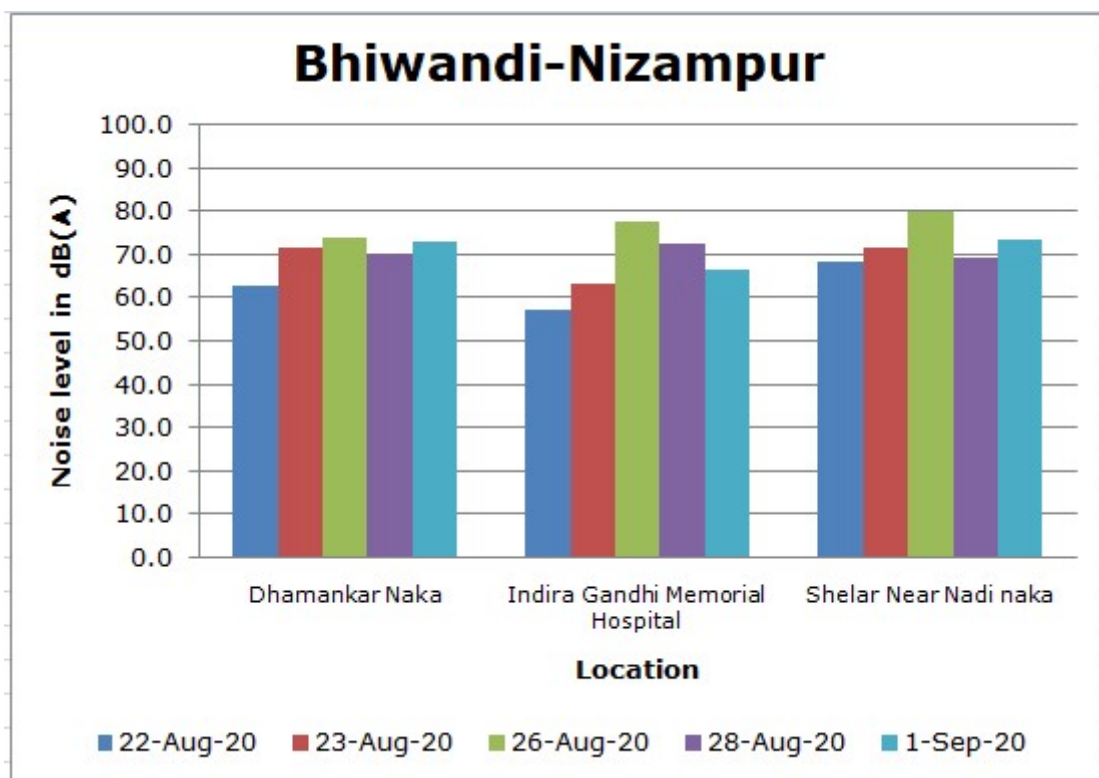
16. Bhiwandi-Nizampur

The noise levels of Bhiwandi-Nizampur was observed at Shelar Near Nadi naka with 73.7 dB(A) on 1st September and the reason for increase in noise level was due to the use of crowd for visargan.

Table 4.16: Noise Levels (L_{eq}) dB(A) during Ganesh Festival, 2020 in Bhiwandi-Nizampur

Location	22-Aug-20	23-Aug-20	26-Aug-20	28-Aug-20	1-Sept-20
	(Leq) dB(A)				
Dhamankar Naka	62.8	71.5	73.9	70.4	73.3
Indira Gandhi Memorial Hospital	57.3	63.2	77.6	72.7	66.4
Shelar Near Nadi naka	68.5	71.6	80.2	69.3	73.7

Chart 4.16: Noise Levels during Ganesh Festival, 2020 in Bhiwandi-Nizampur



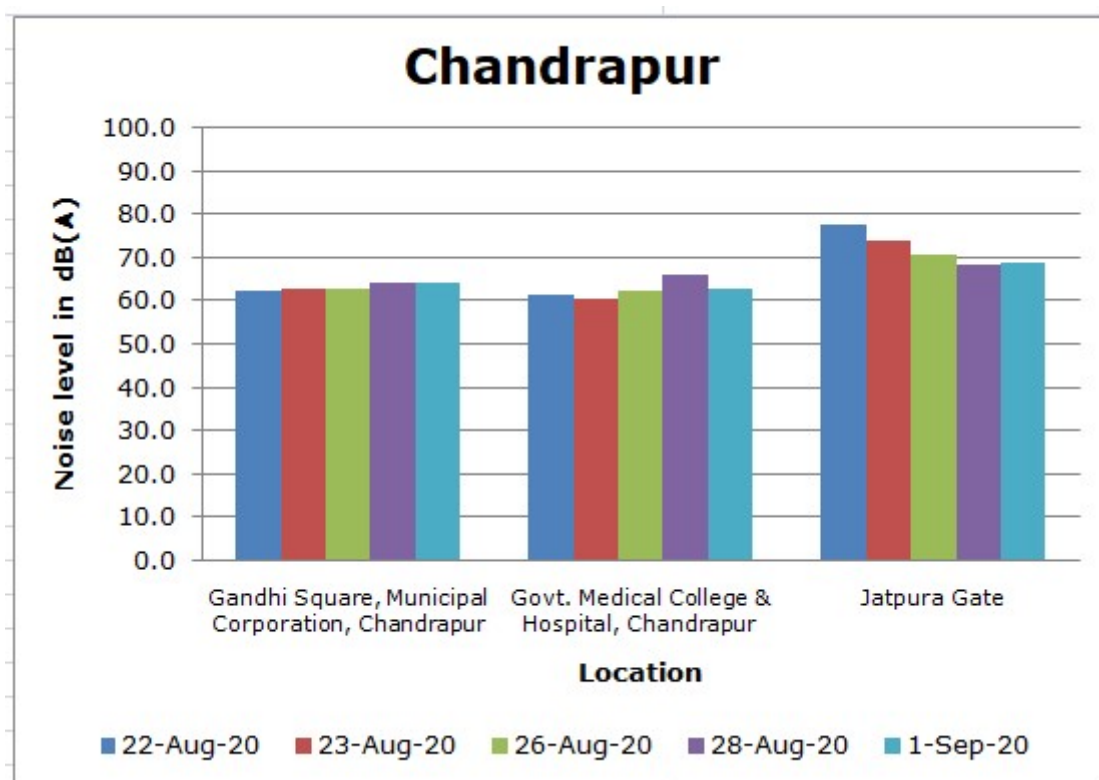
17. Chandrapur

In Chandrapur region also three locations were monitored. The highest noise level was observed at Jatpura Gate on all five days of monitoring and the reason for increase in noise level was due to traffic.

Table 4.17: Noise Levels (L_{eq}) dB(A) during Ganesh Festival, 2020 in Chandrapur

Location	22-Aug-20	23-Aug-20	26-Aug-20	28-Aug-20	1-Sept-20
	(Leq) dB(A)				
Govt. Hospital	61.3	60.5	62.3	65.9	62.7
Gandhi Square	62.4	63.0	63.1	64.0	64.3
Jatpura Gate	77.6	74.1	70.8	68.3	69.0

Chart 4.17: Noise Levels during Ganesh Festival, 2020 in Chandrapur



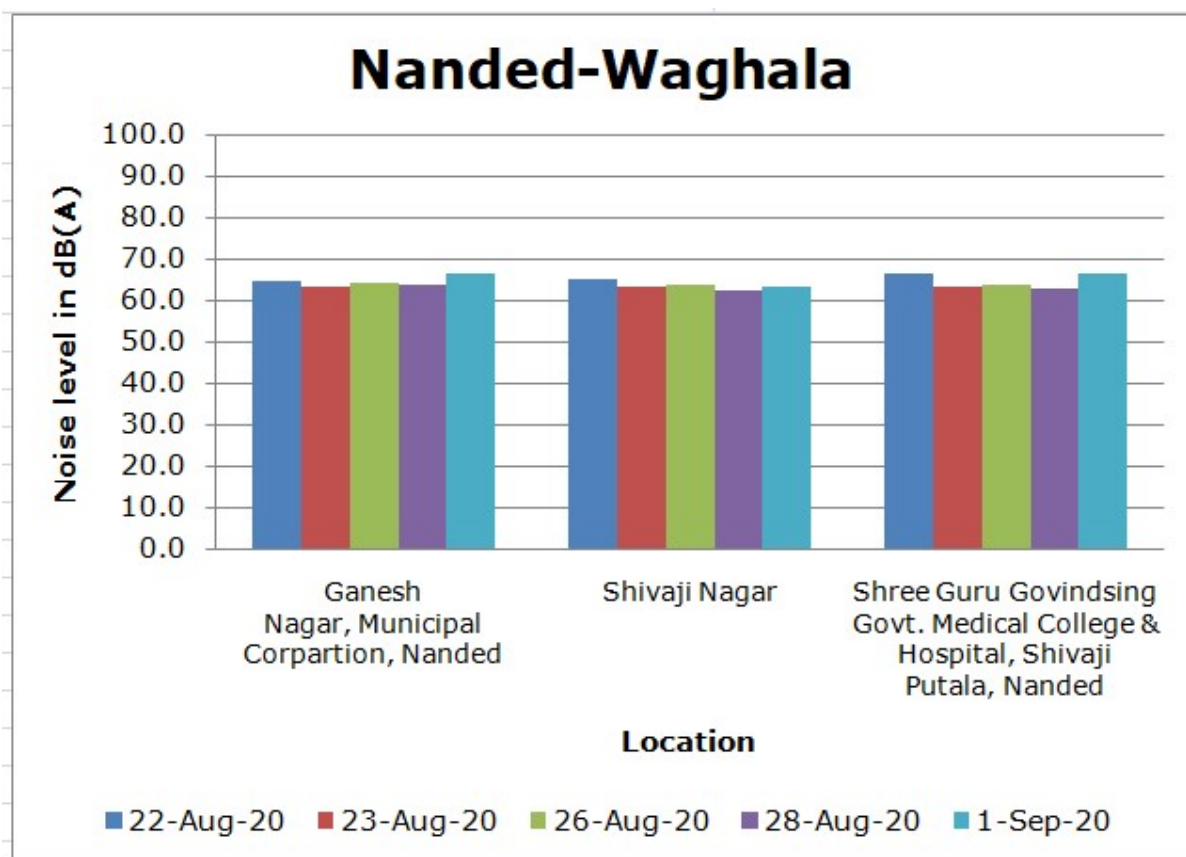
18. Nanded-Waghala

At Nanded-Waghala also 3 location was monitored. The highest noise level was observed at Shree Guru Govindsing Govt. Medical College & Hospital with 66.7 dB(A) on 1st September and the increase in noise level was due to crowd and traffic jam in front of hospital.

Table 4.18: Noise Levels (L_{eq}) dB(A) during Ganesh Festival, 2020 in Nanded-Waghala

Location	22-Aug-20	23-Aug-20	26-Aug-20	28-Aug-20	1-Sept-20
	(Leq) dB(A)				
Ganesh Nagar	64.8	63.6	64.2	63.8	66.5
Shivaji Nagar	65.4	63.3	64.0	62.4	63.6
Shree Guru Govindsing Govt. Medical College & Hospital	66.5	63.4	63.8	62.9	66.7

Chart 4.18: Noise Levels during Ganesh Festival, 2020 in Nanded-Waghala



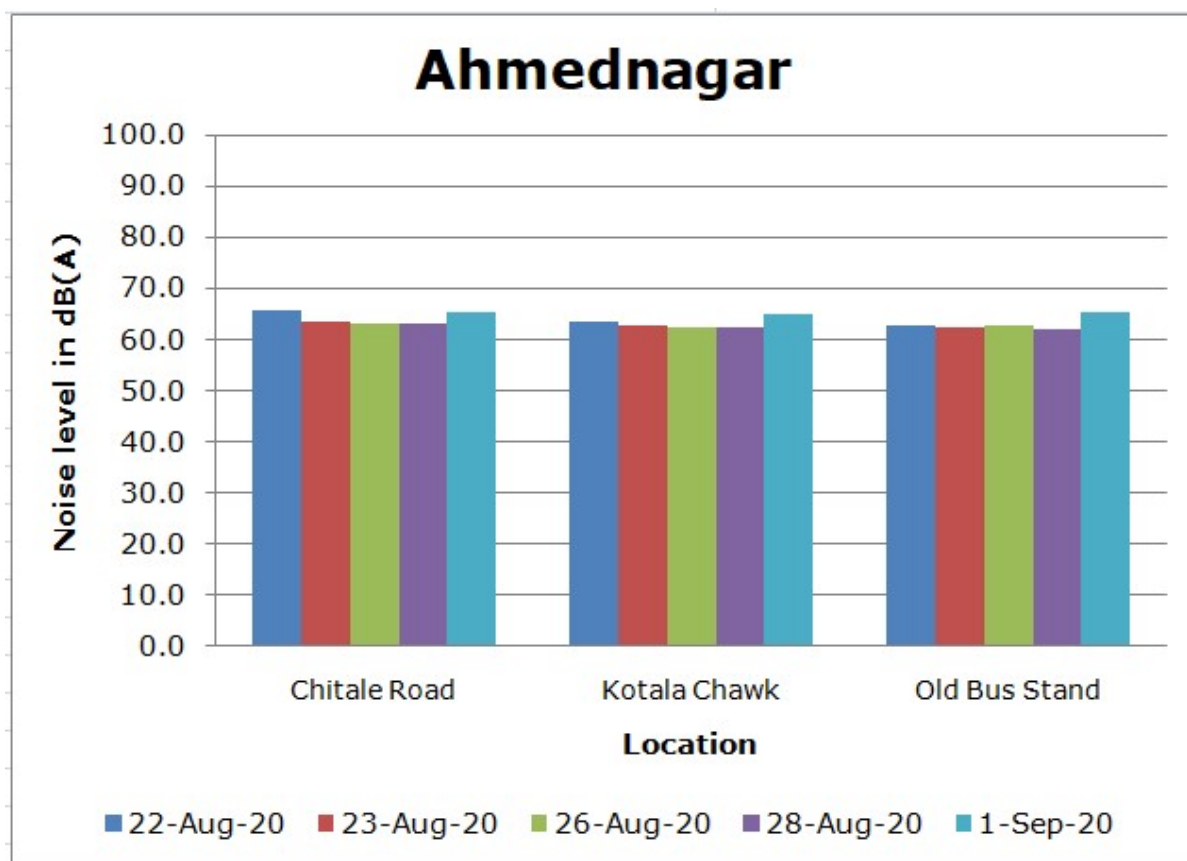
19. Ahmednagar

The highest noise level in Ahmednagar on all five days of noise monitoring was observed at Chitale Road and the increase in noise was mainly due to traffic.

Table 4.19: : Noise Levels (L_{eq}) dB(A) during Ganesh Festival, 2020 in Ahmednagar

Location	22-Aug-20	23-Aug-20	26-Aug-20	28-Aug-20	1-Sept-20
	(Leq) dB(A)				
Kotala Chowk	63.5	62.8	62.6	62.4	65.1
Chitale Road	65.8	63.5	63.1	63.3	65.3
Old Bus Stand	62.8	62.4	62.9	62.2	65.5

Chart 4.19: Noise Levels during Ganesh Festival, 2020 in Ahmednagar



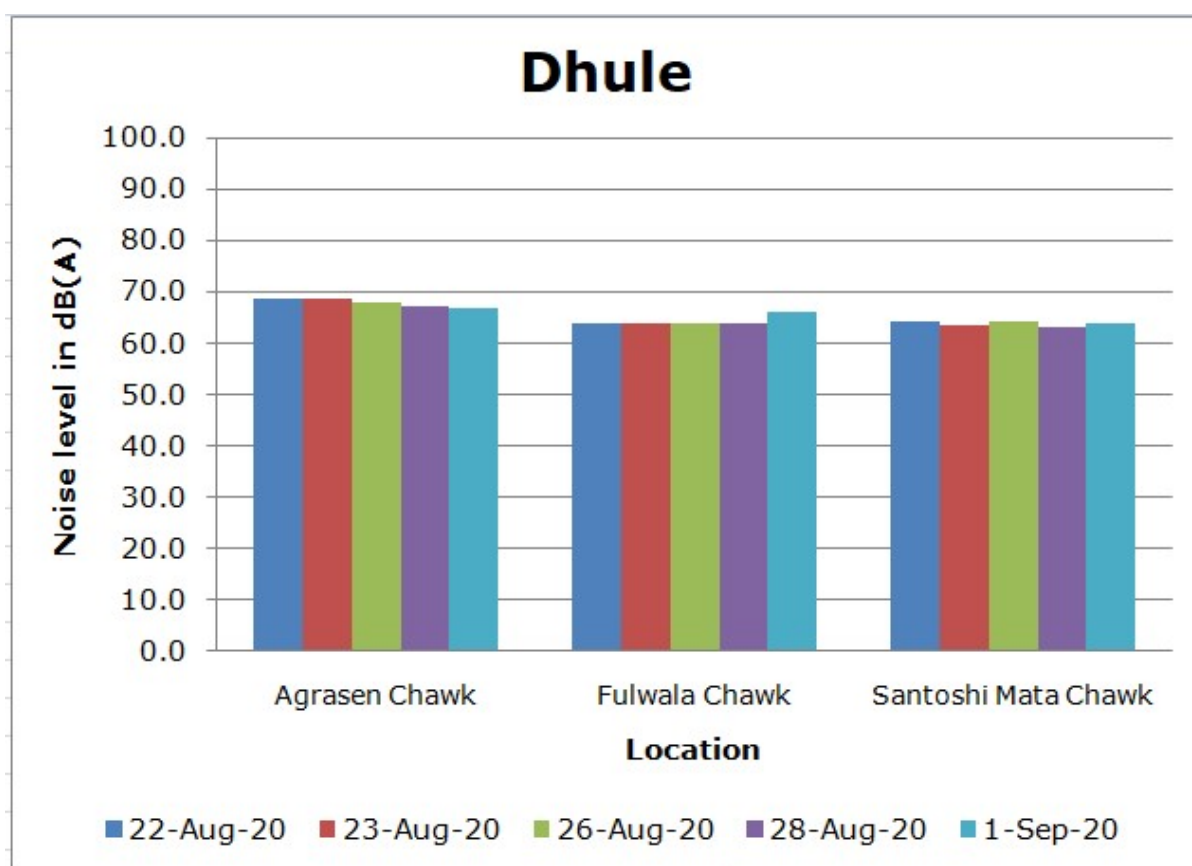
20. Dhule

At Dhule also the highest noise level on all five days of noise monitoring was observed at Agrasen Chowk and the increase in noise was mainly due to traffic.

Table 4.20: Noise Levels (L_{eq}) dB(A) during Ganesh Festival, 2020 in Dhule

Location	22-Aug-20	23-Aug-20	26-Aug-20	28-Aug-20	1-Sept-20
	(Leq) dB(A)				
Agrasen Chowk	68.7	68.6	67.9	67.3	67.0
Fulwala Chowk	64.0	64.1	63.9	64.0	66.0
Santoshi Mata Chowk	64.3	63.6	64.3	63.3	63.8

Chart 4.20: Noise Levels during Ganesh Festival, 2020 in Dhule



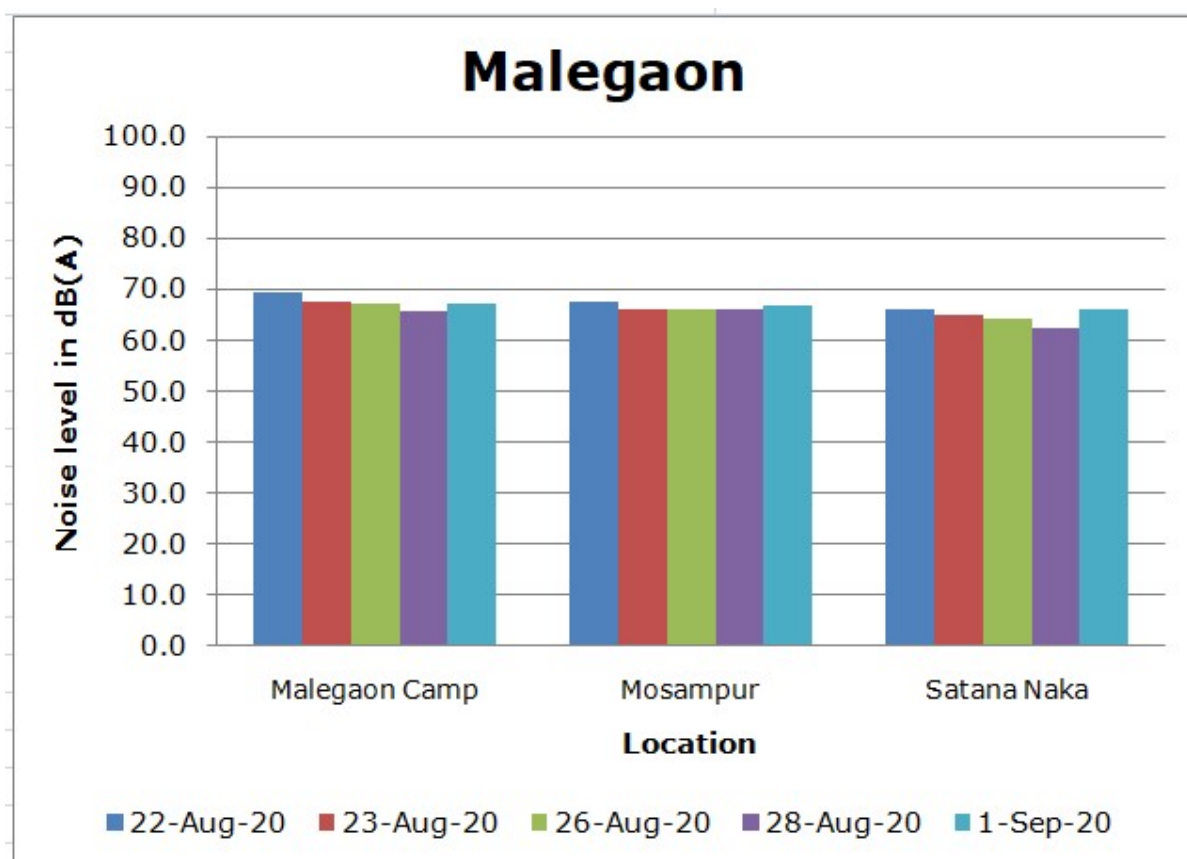
21. Malegaon

The highest noise level at Malegaon region was observed during first day of Ganesh Festival at Malegaon Camp with 69.4 dB(A). The reason for increase in noise pollution is due to traffic.

Table 4.21: Noise Levels (L_{eq}) dB(A) during Ganesh Festival, 2020 in Malegaon

Location	22-Aug-20	23-Aug-20	26-Aug-20	28-Aug-20	1-Sept-20
	(Leq) dB(A)				
Mosampur	67.6	66.3	66.2	66.2	66.7
Satana Naka	66.3	65.1	64.1	62.3	66.3
Malegaon Camp	69.4	67.7	67.2	65.7	67.1

Chart 4.21: Noise Levels during Ganesh Festival, 2020 in Malegaon



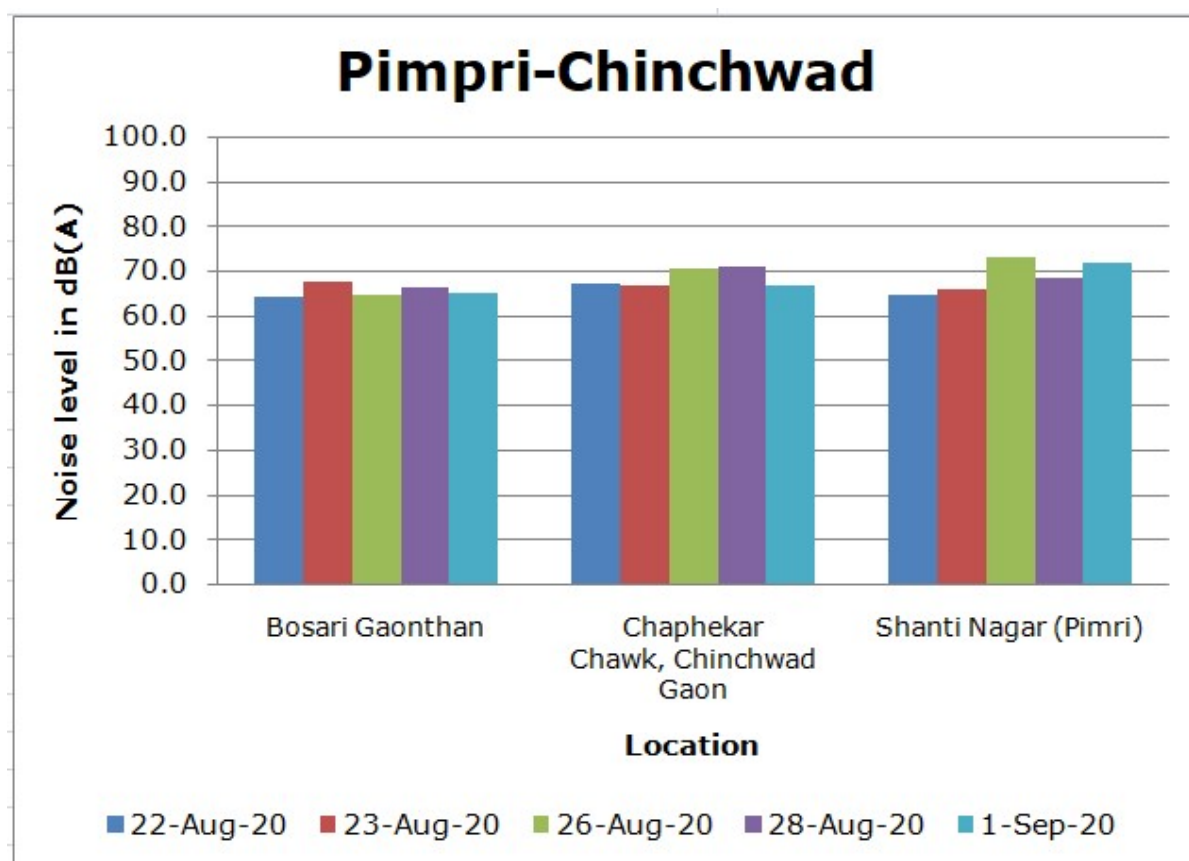
22. Pimpri-Chinchwad

In Pimpri-Chinchwad the increase in noise level was mainly due to the crowd and traffic. The highest noise level of 73.3 dB(A) was observed on 26th August at Shanti Nagar.

Table 4.22: Noise Levels (L_{eq}) dB(A) during Ganesh Festival, 2020 in Pimpri-Chinchwad

Location	22-Aug-20	23-Aug-20	26-Aug-20	28-Aug-20	1-Sept-20
	(Leq) dB(A)				
Chaphekar Chowk	67.2	66.7	70.8	71.3	66.9
Shanti Nagar	64.8	65.9	73.3	68.7	71.9
Bosari Gaonthan	64.5	67.7	64.6	66.4	65.1

Chart 4.22: Noise Levels during Ganesh Festival, 2020 in Pimpri-Chinchwad



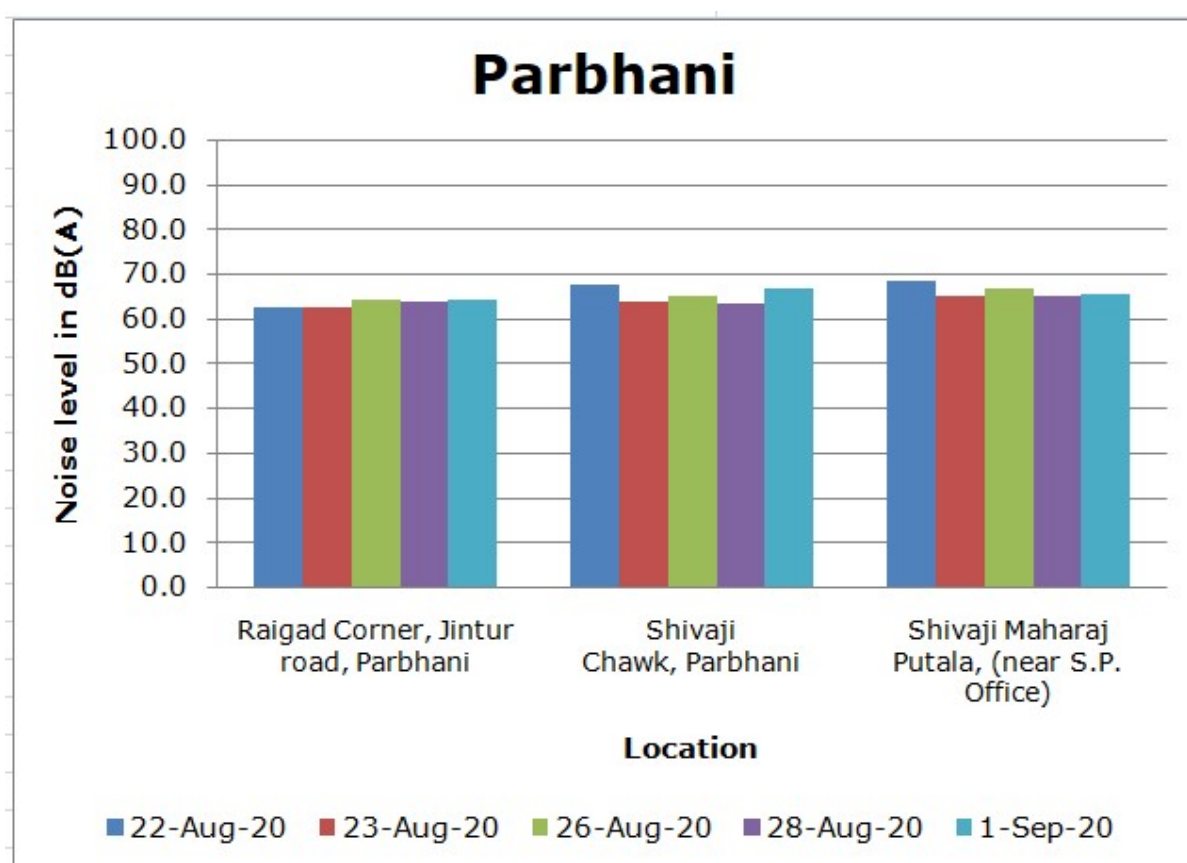
23. Parbhani

The highest noise level in Parbhani region among the three locations monitored was observed near Shivaji Maharaj Putala, with 68.5 dB(A) on 22nd August. The increase in noise level was due to traffic congestion.

Table 4.23: Noise Levels (L_{eq}) dB(A) during Ganesh Festival, 2020 in Parbhani

Location	22-Aug-20	23-Aug-20	26-Aug-20	28-Aug-20	1-Sept-20
	(Leq) dB(A)				
Shivaji Chowk	67.8	63.7	65.0	63.5	67.0
Shivaji Maharaj Putala	68.5	65.2	66.8	65.0	65.6
Raigad Corner	62.6	62.6	64.2	64.1	64.4

Chart 4.23: Noise Levels during Ganesh Festival, 2020 in Parbhani



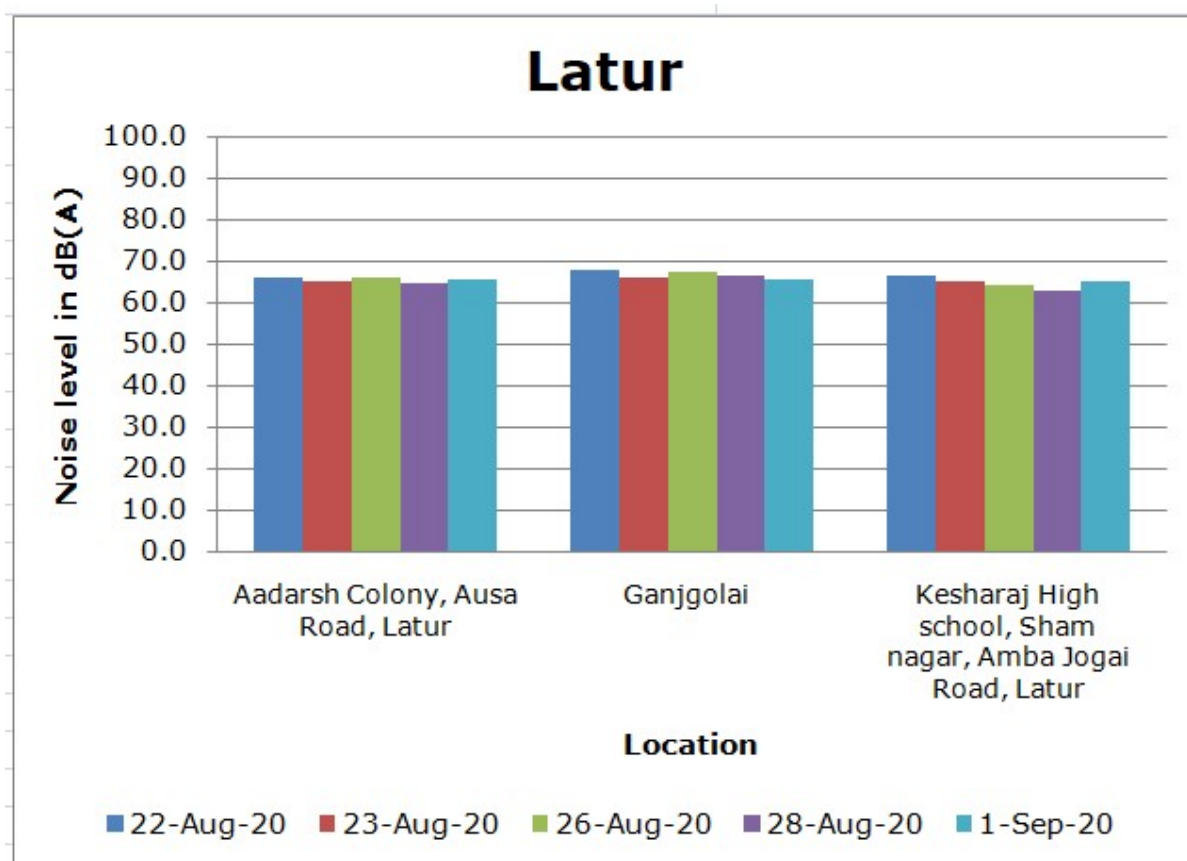
24. Latur

The highest noise level of 68 dB(A) was observed at Ganjgolai on 22nd August. The increase in noise level was due to the rain and traffic.

Table 4.24: Noise Levels (L_{eq}) dB(A) during Ganesh Festival, 2020 in Latur

Location	22-Aug-20	23-Aug-20	26-Aug-20	28-Aug-20	1-Sept-20
	(Leq) dB(A)				
Ganjgolai	68.0	66.3	67.5	66.5	65.7
Kesharaj High school	66.8	65.1	64.1	62.9	65.5
Aadarsh Colony	66.0	65.2	66.3	64.8	65.9

Chart 4.24: Noise Levels during Ganesh Festival, 2020 in Latur



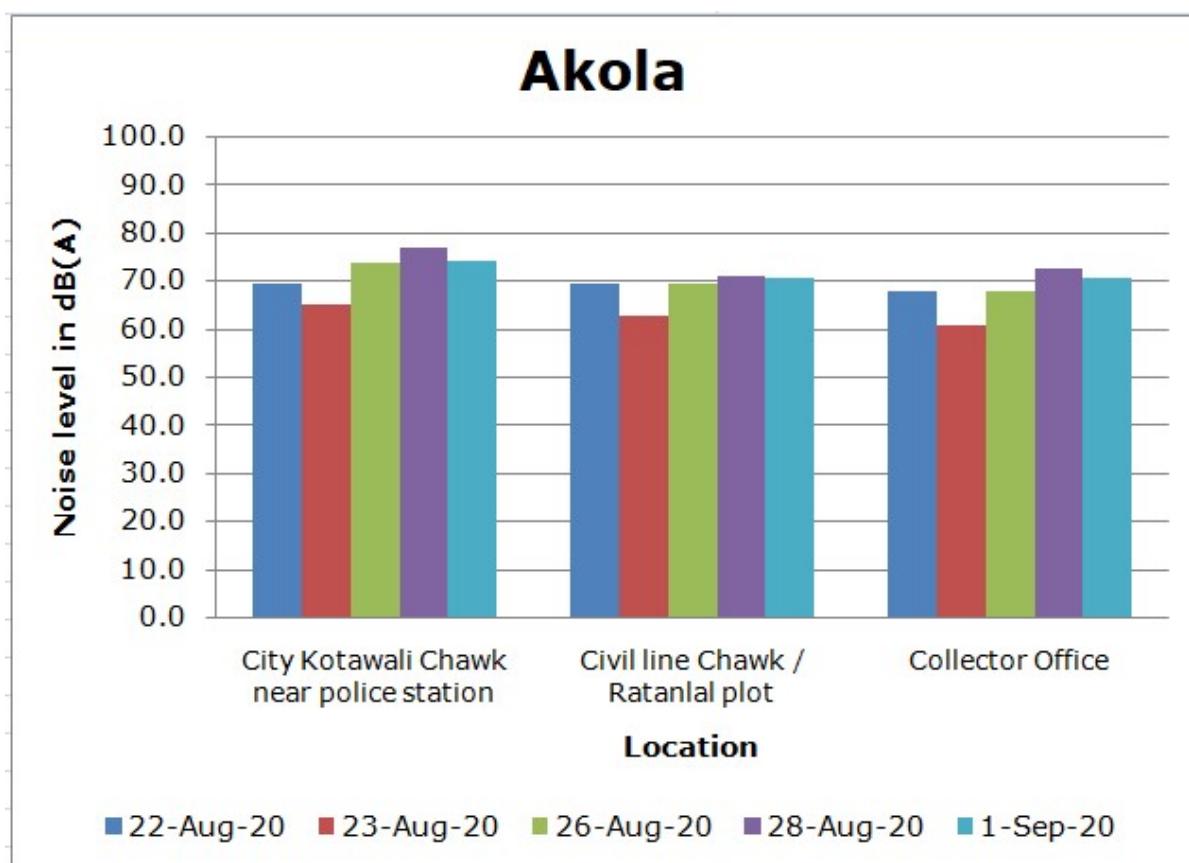
25. Akola

In Akola also three location was monitored the noise level during Ganesh festival. The highest noise level was observed at City Kotawali Chowk all five days of noise monitoring and the increase in noise level was due to traffic.

Table 4.25: Noise Levels (L_{eq}) dB(A) during Ganesh Festival, 2020 in Akola

Location	22-Aug-20	23-Aug-20	26-Aug-20	28-Aug-20	1-Sept-20
	(Leq) dB(A)				
Collector Office	67.7	60.9	67.8	72.5	70.7
Civil line Chowk	69.2	62.7	69.5	71.0	70.5
City Kotawali Chowk	69.5	65.1	73.6	77.0	74.1

Chart 4.25: Noise Levels during Ganesh Festival, 2020 Akola



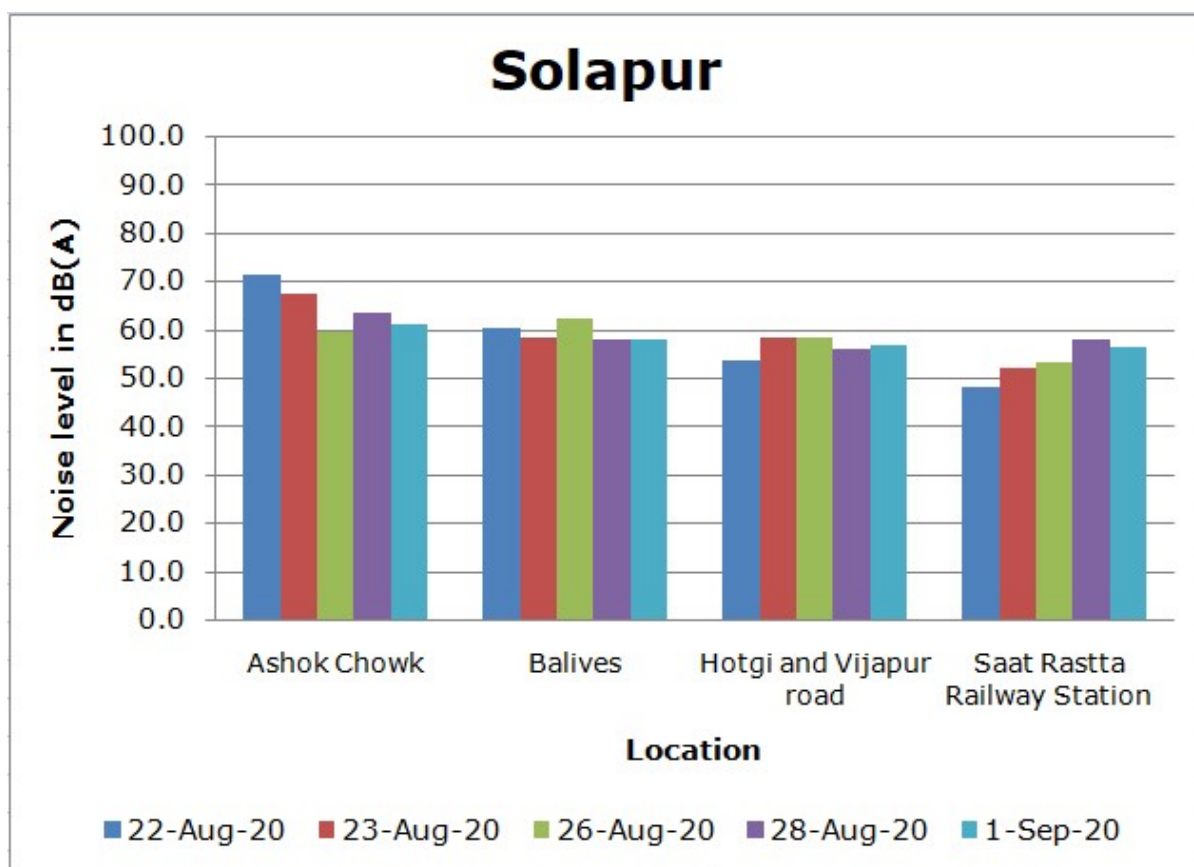
26. Solapur

In Solapur, four location was monitored for noise level during Ganesh Festival. The highest noise level was observed at Ashok Chowk on 22nd August with 71.4 dB(A) and increase in noise level was due to traffic.

Table 4.26: Noise Levels (L_{eq}) dB(A) during Ganesh Festival, 2020 in Solapur

Location	22-Aug-20	23-Aug-20	26-Aug-20	28-Aug-20	1-Sept-20
	(Leq) dB(A)				
Balives	60.5	58.2	62.5	57.8	58.2
Ashok Chowk	71.4	67.6	59.5	63.6	61.3
Hotgi and Vijapur road	53.7	58.4	58.4	55.9	57.0
Saat Rastta Railway Station	48.1	52.0	53.1	57.9	56.4

Chart 4.26: Noise Levels during Ganesh Festival, 2020 in Solapur



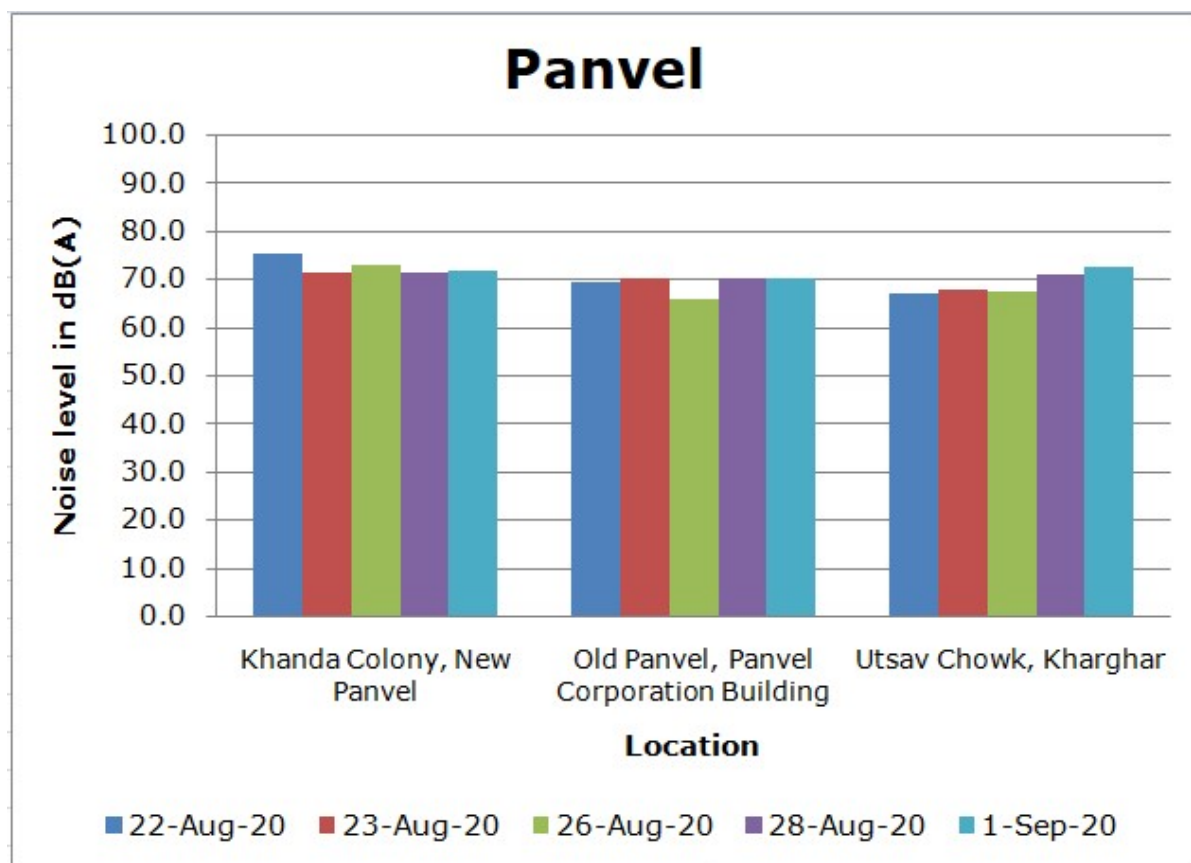
27. Panvel

Three locations were monitored from Panvel Municipal Corporation. The highest noise level out of the three locations was observed at Khanda Colony with 75.2 dB(A) on 22nd August and the increase in noise was due to the heavy rain.

Table 4.27: Noise Levels (L_{eq}) dB(A) during Ganesh Festival, 2020 in Panvel

Location	22-Aug-20	23-Aug-20	26-Aug-20	28-Aug-20	1-Sept-20
	(Leq) dB(A)				
Utsav Chowk	67.2	68.0	67.3	70.9	72.4
Old Panvel, Panvel Corporation Building	69.4	70.2	65.9	70.4	70.1
Khanda Colony	75.2	71.5	73.0	71.2	71.6

Chart 4.27: Noise Levels during Ganesh Festival, 2020 in Panvel

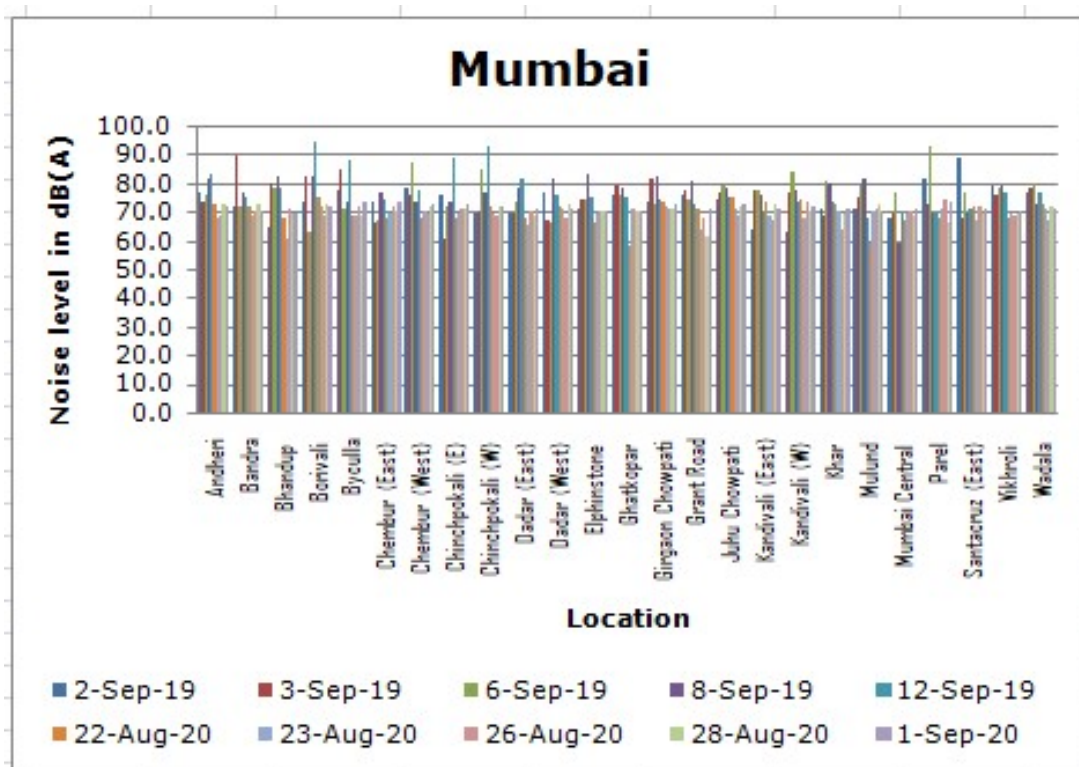


Comparative Study of Noise levels

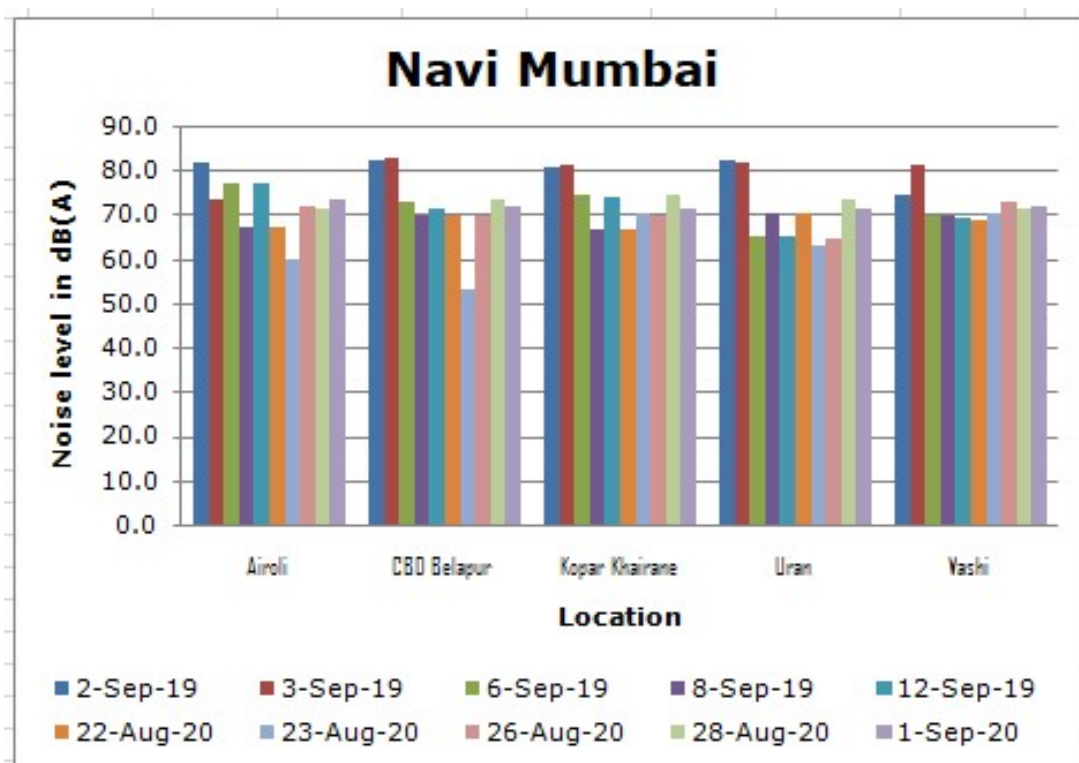
Comparative study of the last two years, i.e. 2019 – 2020 shows that the average noise levels in all the cities are lesser this year in almost all the regions.

Comparative study shows the following results in different cities of Maharashtra:

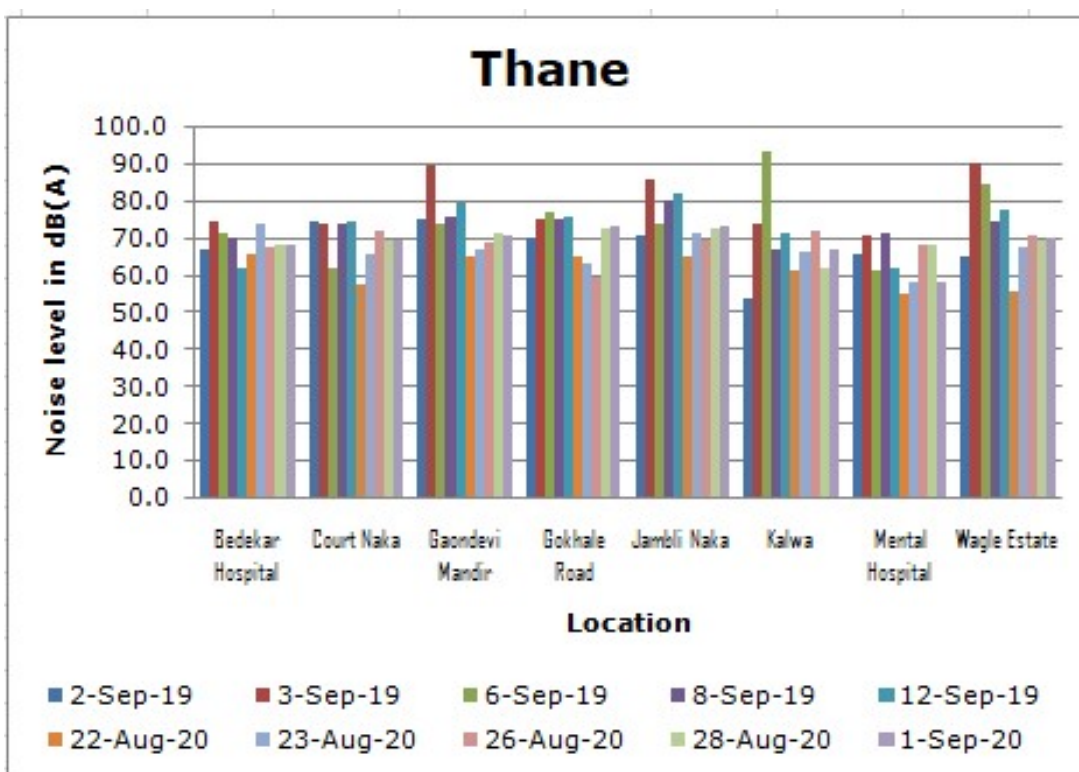
Mumbai: Comparative study shows that this year the noise level observed was lesser as compared to last year in Andheri, Chembur west, Dadar east, Elphinstone, Ghatkoper, Girgaon Chowpati, Grant road, Vikhroli and Wadala on all 5 days of monitoring.



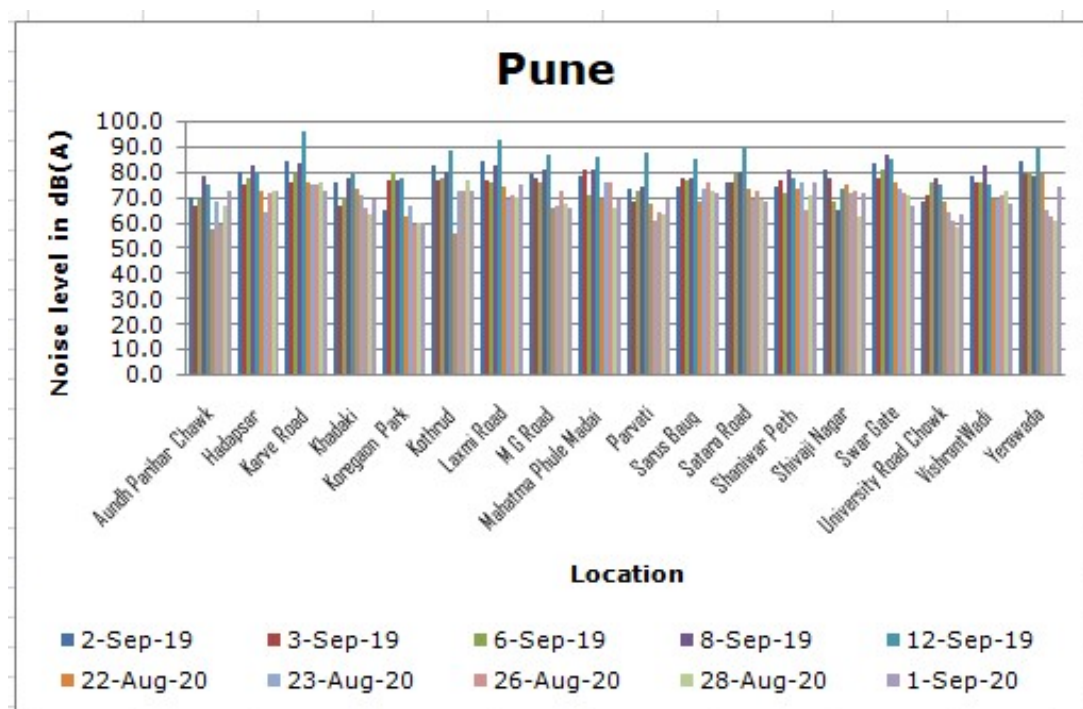
Navi Mumbai: The noise level in Navi Mumbai was lesser in all location this year than previous year on 22nd and 23rd August.



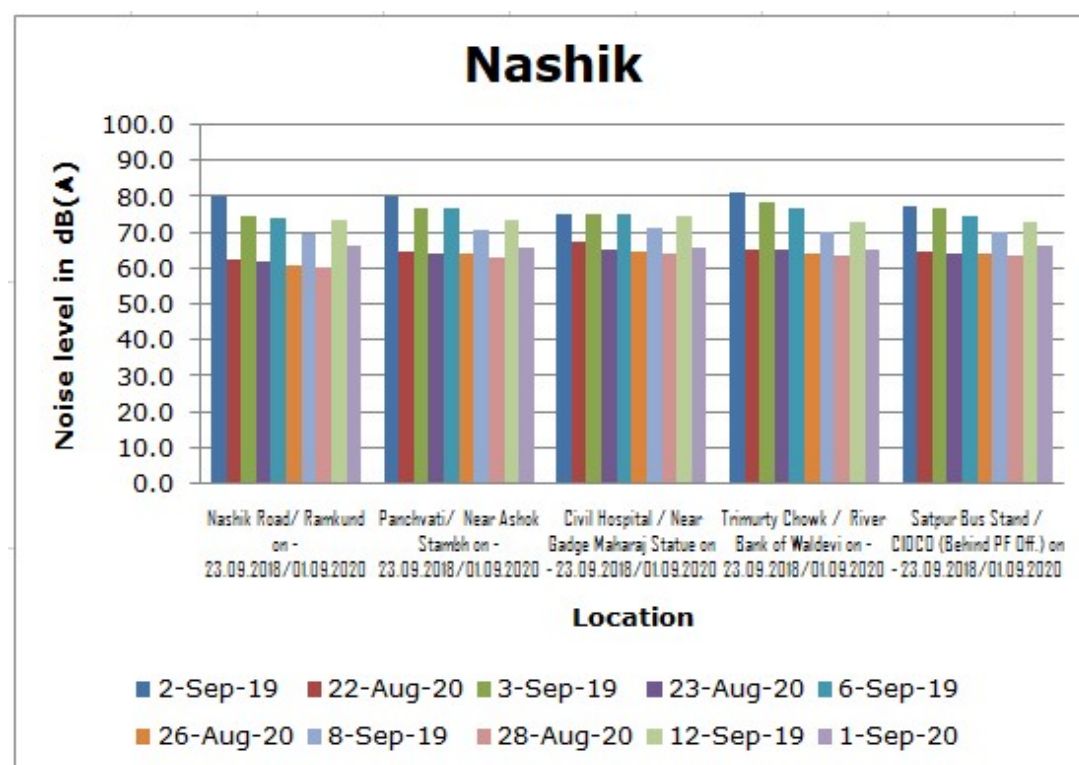
Thane: Comparative study shows that this year the noise level observed was lesser as compared to last year in Gokhale Road, Jambli Naka, Gaondevi Mandir, and Wagle Estate on all 5 days of monitoring.



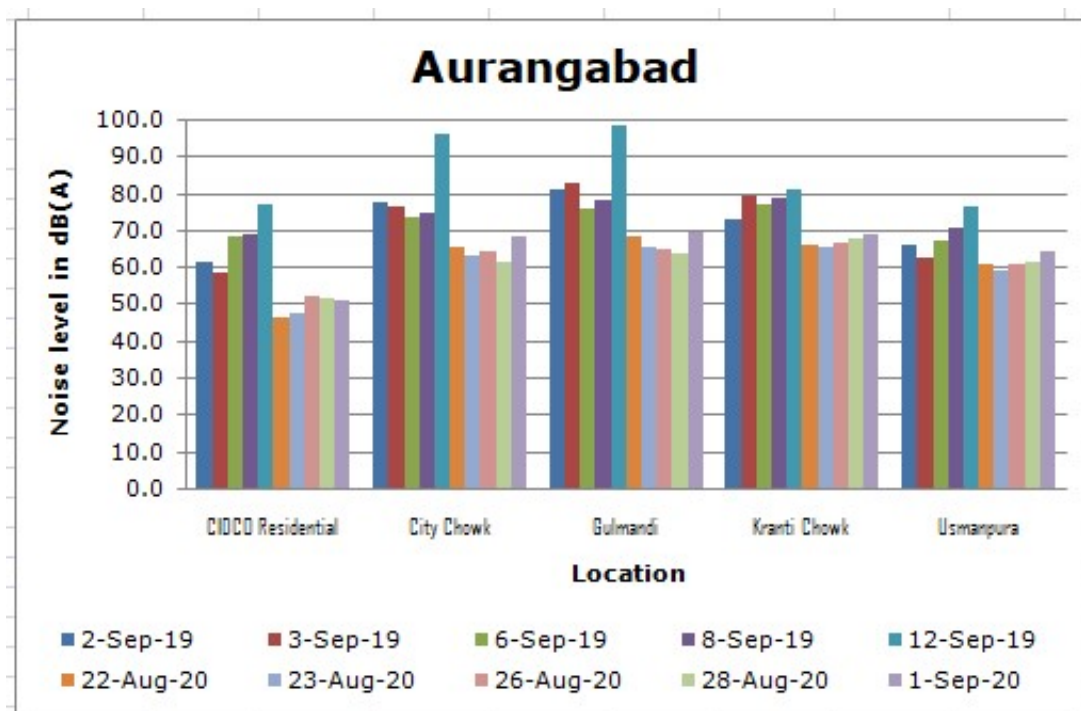
Pune: Thirteen out of eighteen location showed lesser noise level this year as compared to last year on all five days of noise monitoring.



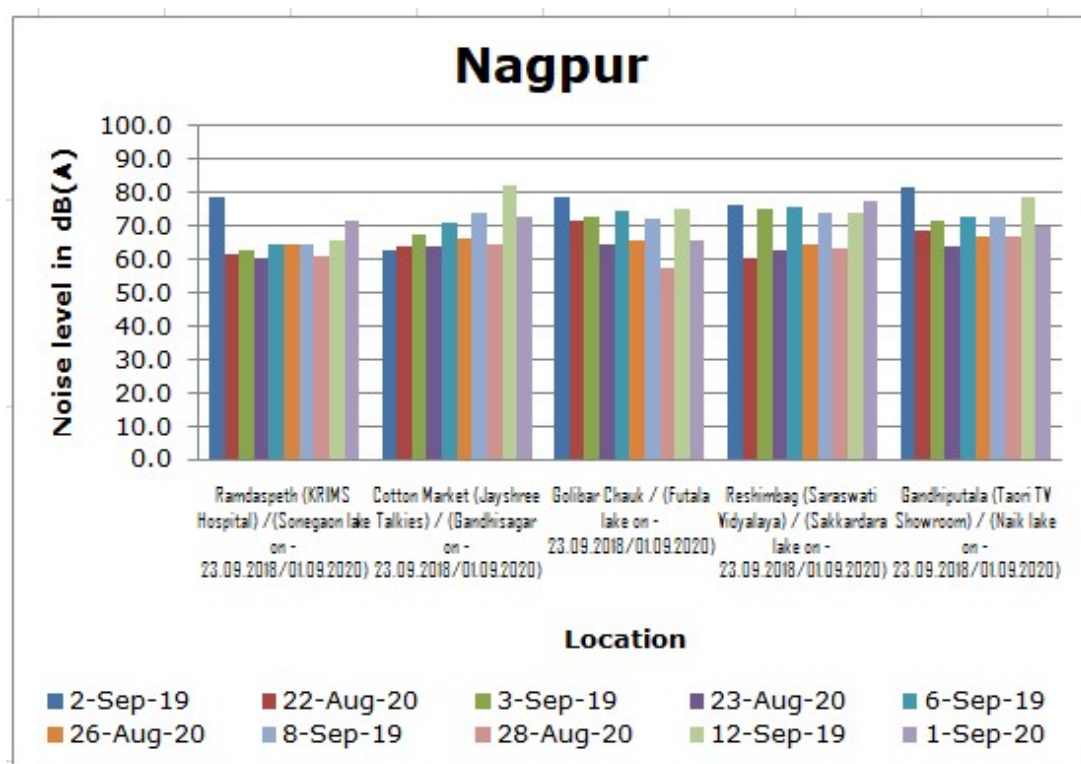
Nashik: The noise level of Nashik was lesser this year as compared to the last year on all days at all five locations.



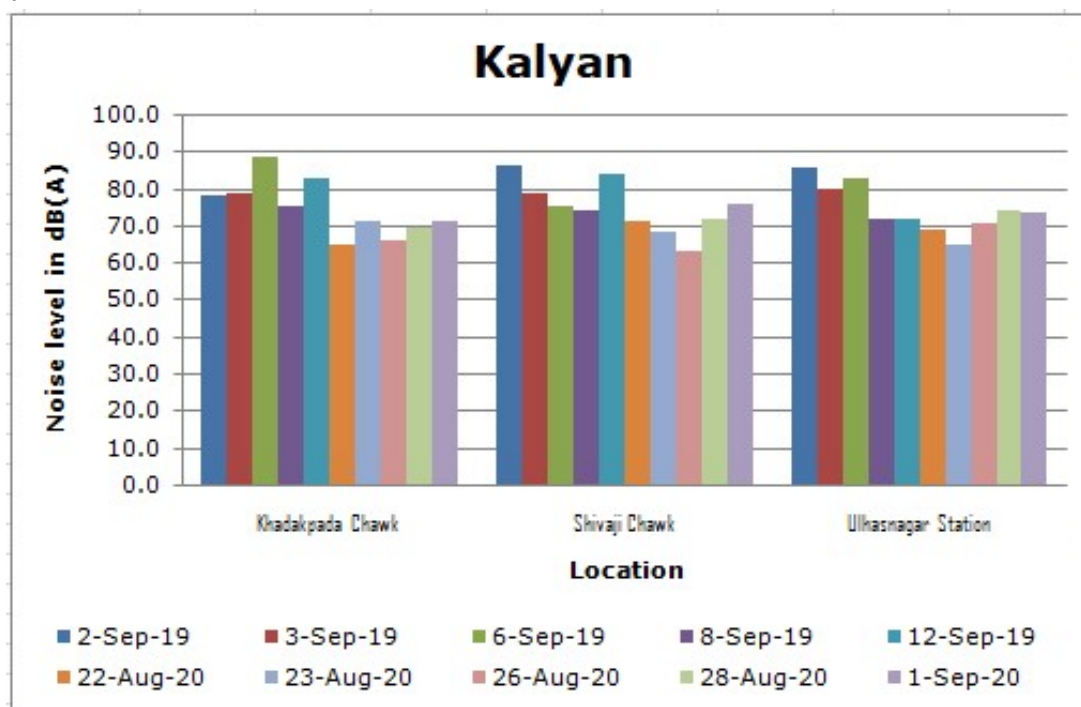
Aurangabad: The noise level of Aurangabad was lesser this year as compared to the last year on all days at all five locations.



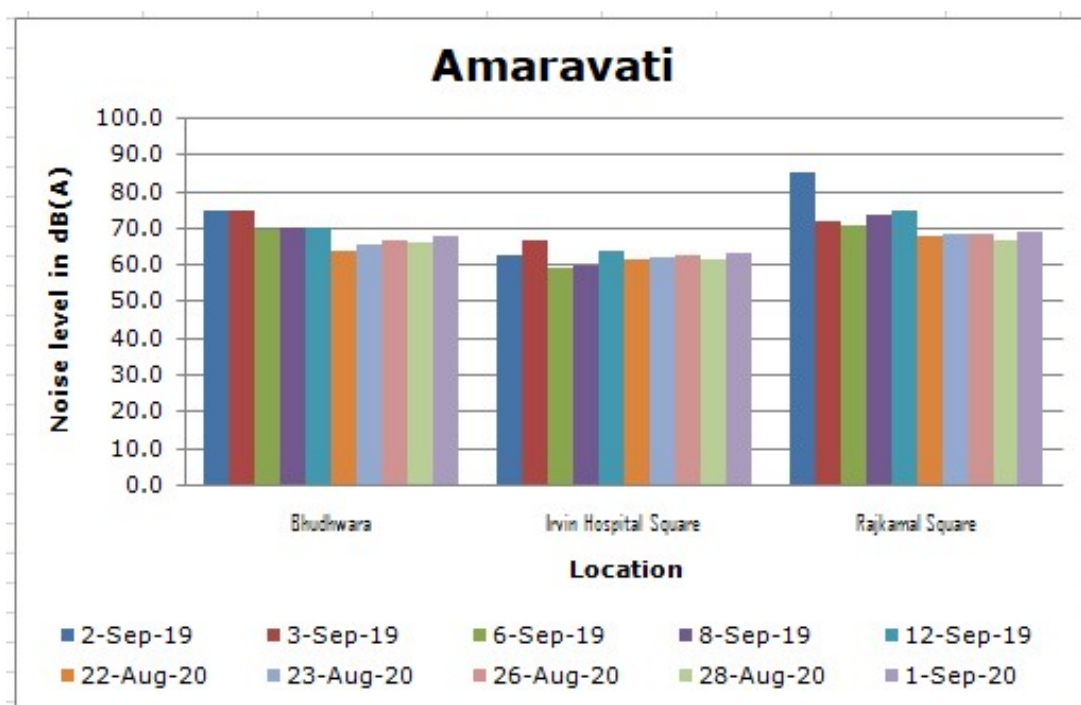
Nagpur: The noise level at Nagpur region was lesser at Golibar Chowk and Gandhiputala on all days when compared to last year.



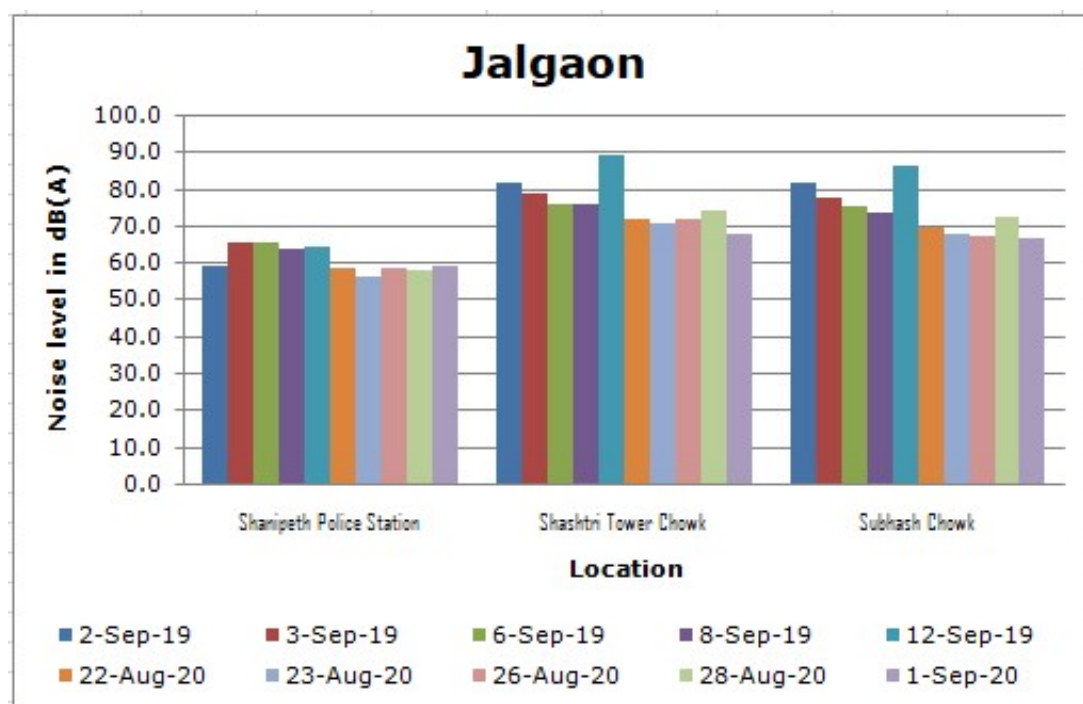
Kalyan: The noise level in Kalyan was higher at Ulhasnagar Station only as compared to last year.



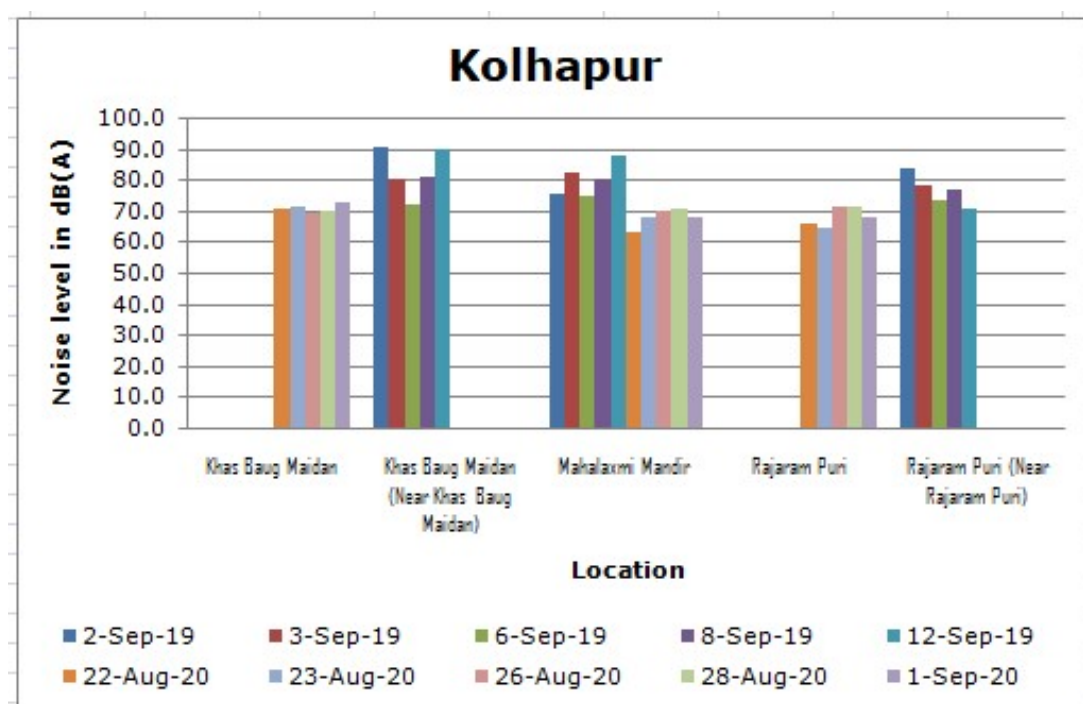
Amravati: The noise level in Amravati was higher at Irvin Hospital Square only as compared to last year.



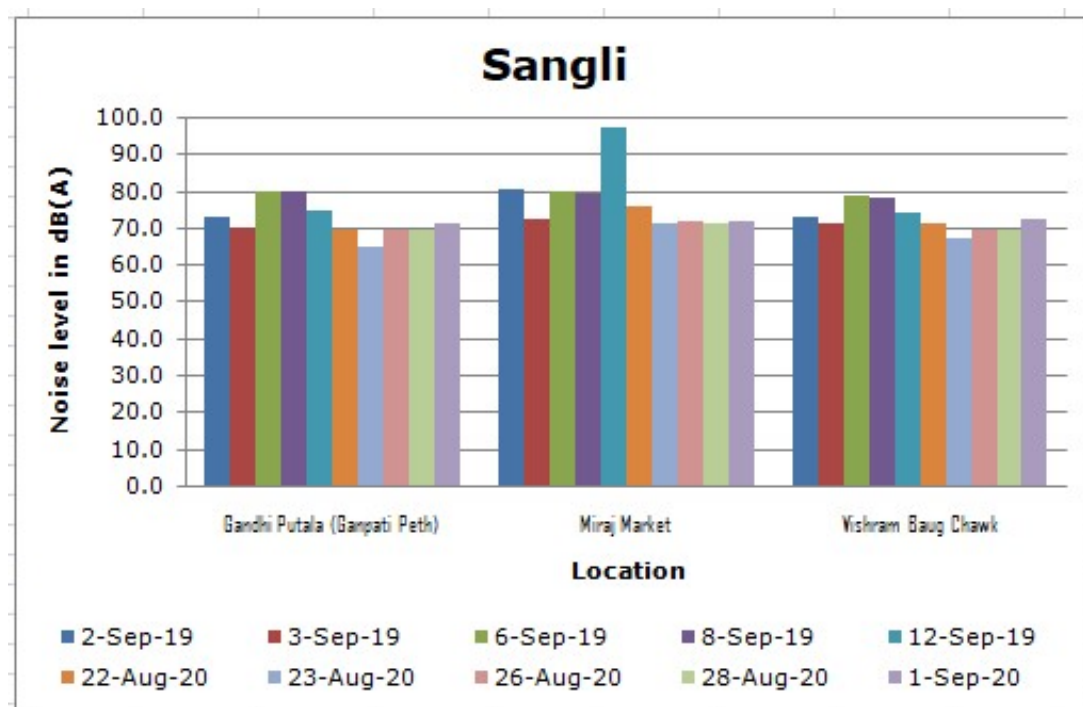
Jalgaon: In Jalgaon the noise level was lesser this year as compared to the last year on all days at all five locations.



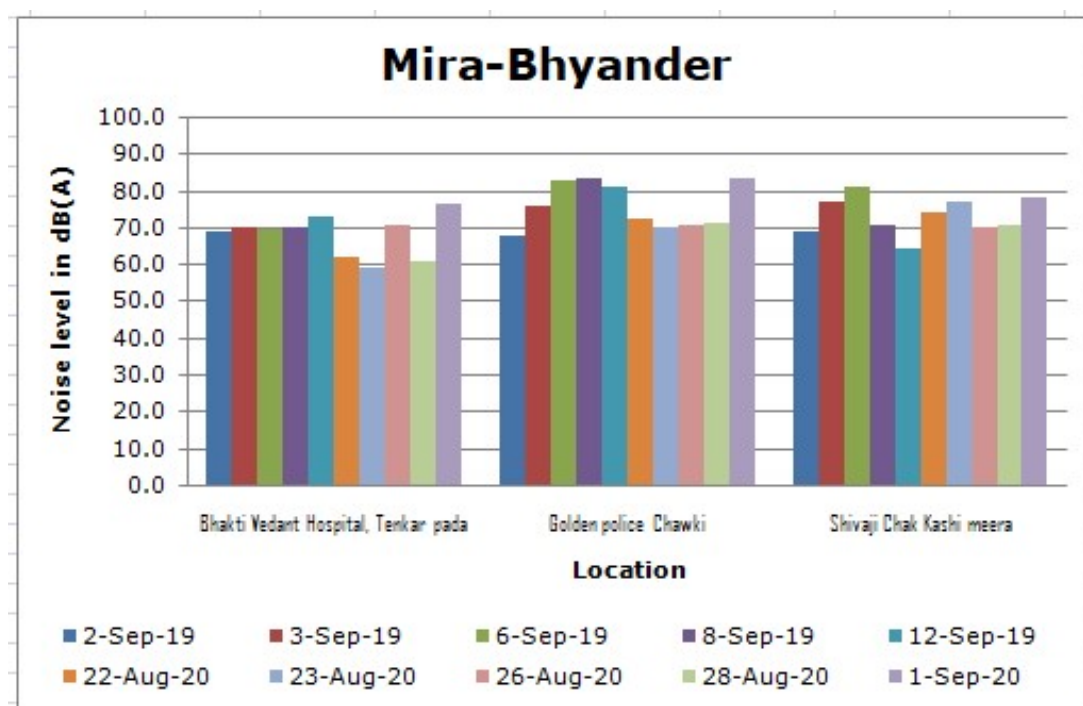
Kolhapur: In Kolhapur also the noise level was lesser this year as compared to the last year on all days at all five locations.



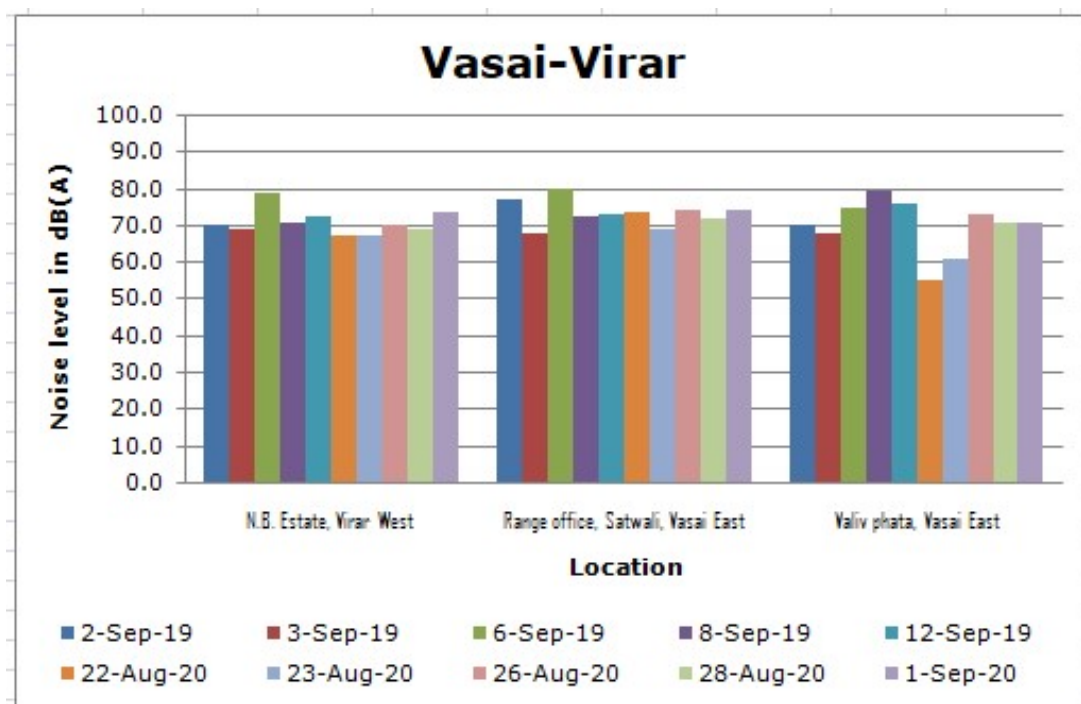
Sangli: In Sangli also the noise level was lesser this year as compared to the last year on all days at all five locations.



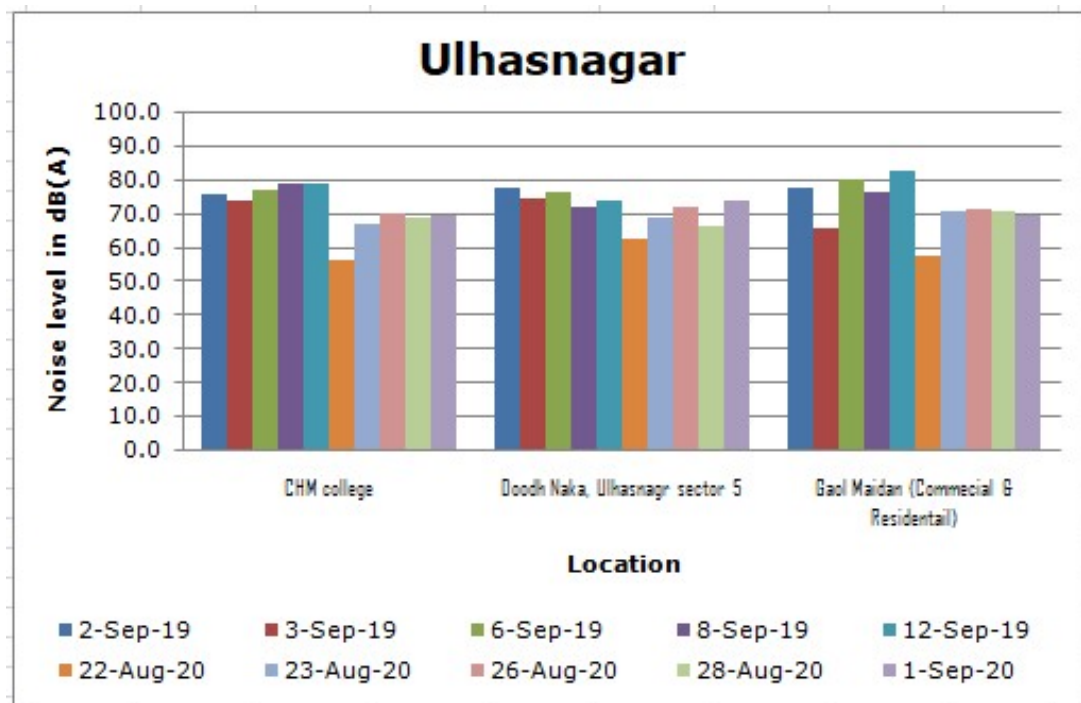
Mira-Bhayander: The noise level of Mira-Bhayander was higher on some days at all three locations.



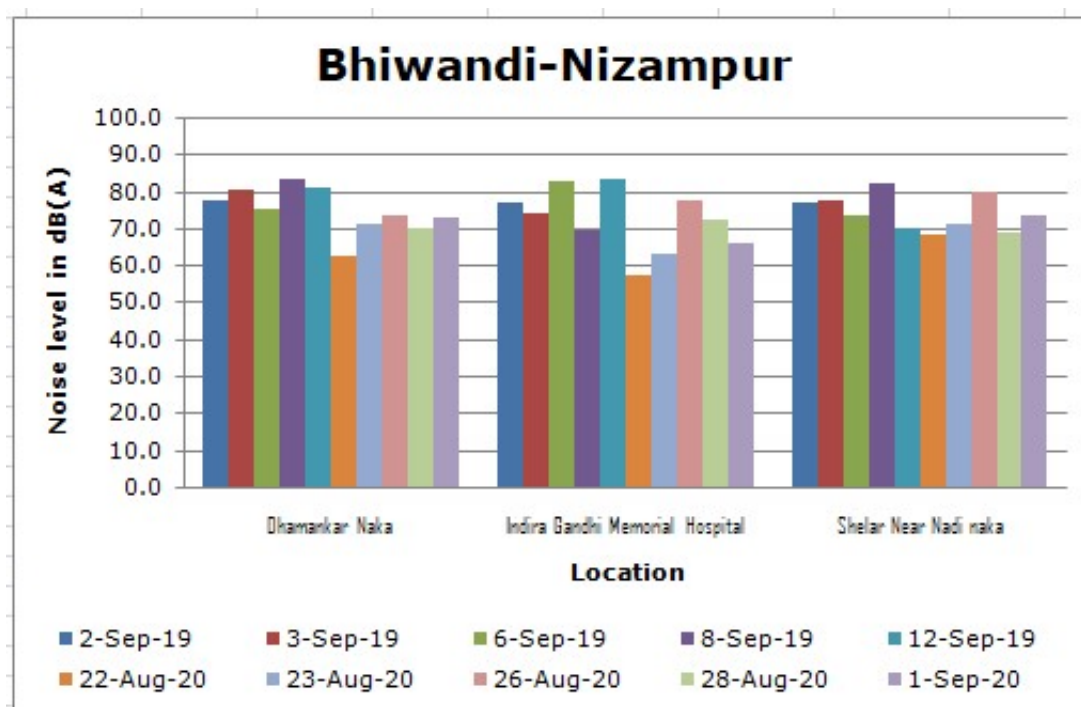
Vasai-Virar: The noise level Valiv phata of Vasai-Virar had lesser noise level on all 5 days of monitoring as compared to last year.



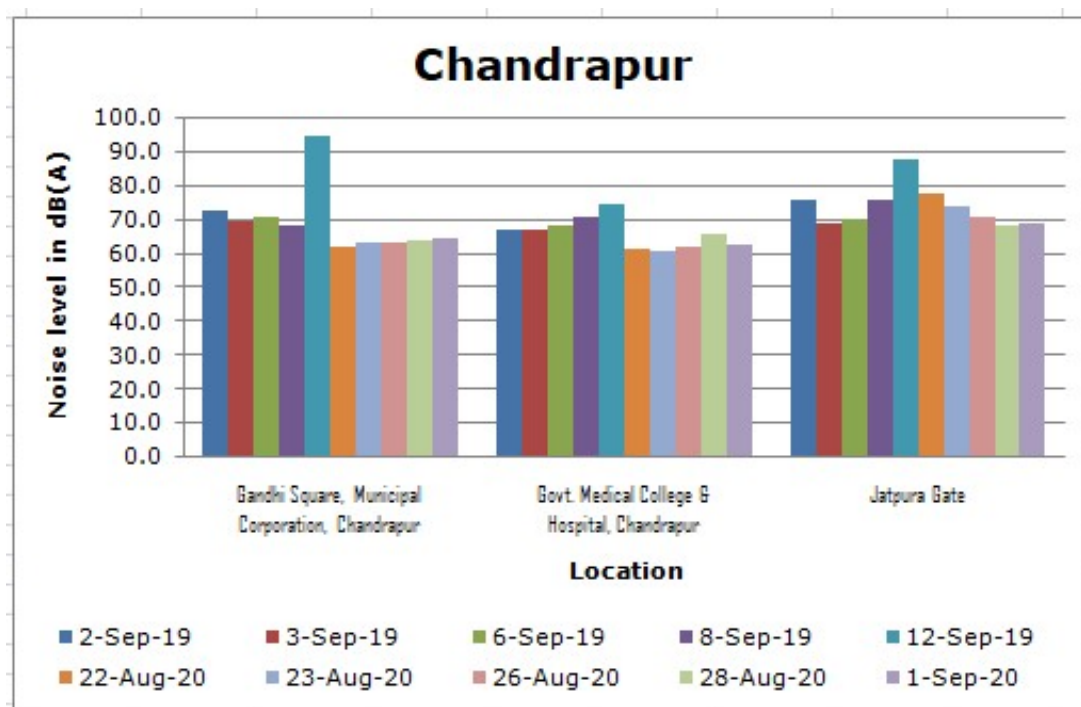
Ulhasnagar: The noise level of Ulhasnagar was high at Gaol Maidan only than last year on the second day of monitoring. On all other days of monitoring at all locations the noise level was lesser than last year.



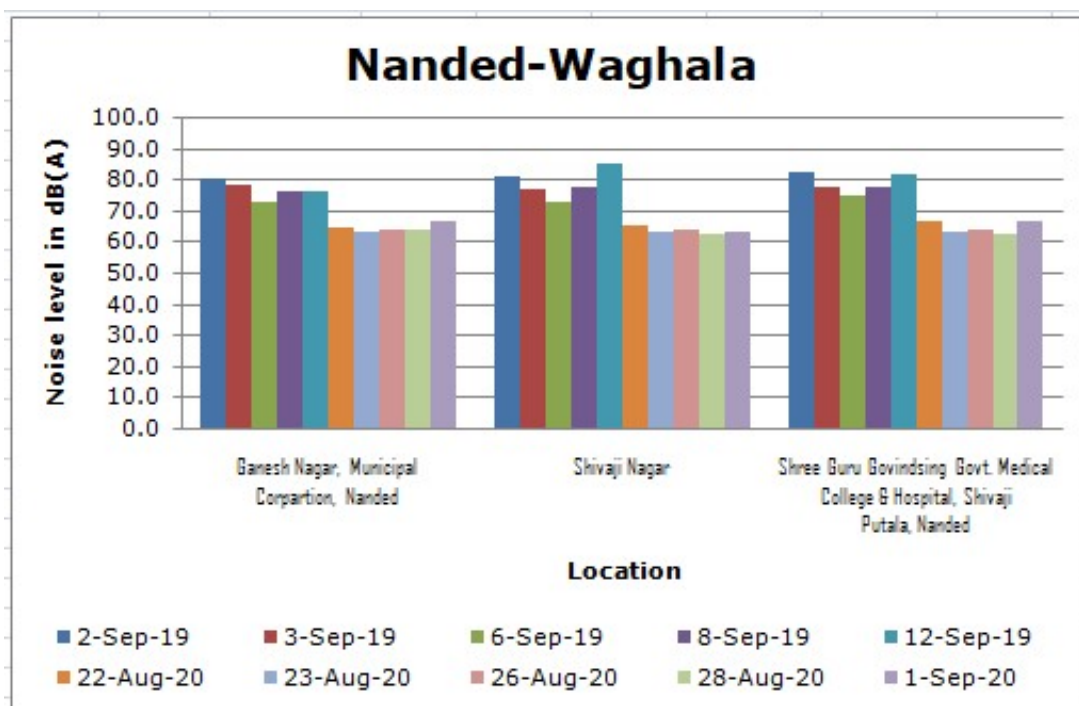
Bhiwandi-Nizampur: The noise level of Dhamankar Naka at Bhiwandi-Nizampur had lesser noise levels on all days as compared to last year.



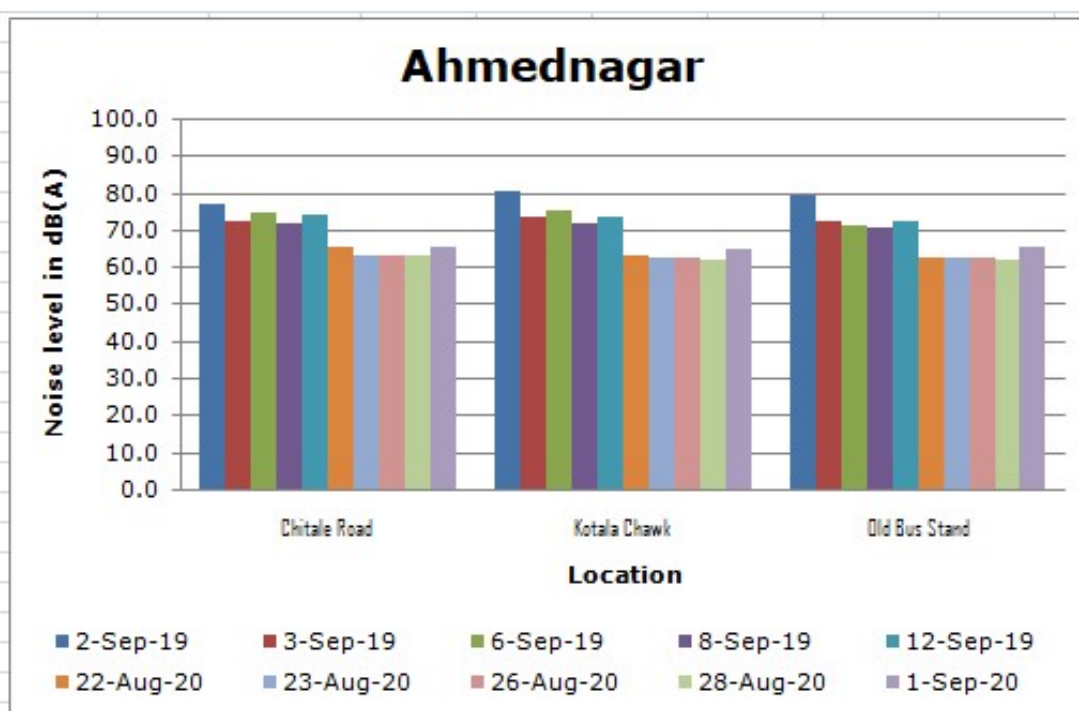
Chandrapur: The noise level at Chandrapur region was lesser at Govt. Medical College & Hospital and Gandhi Square on all days when compared to last year.



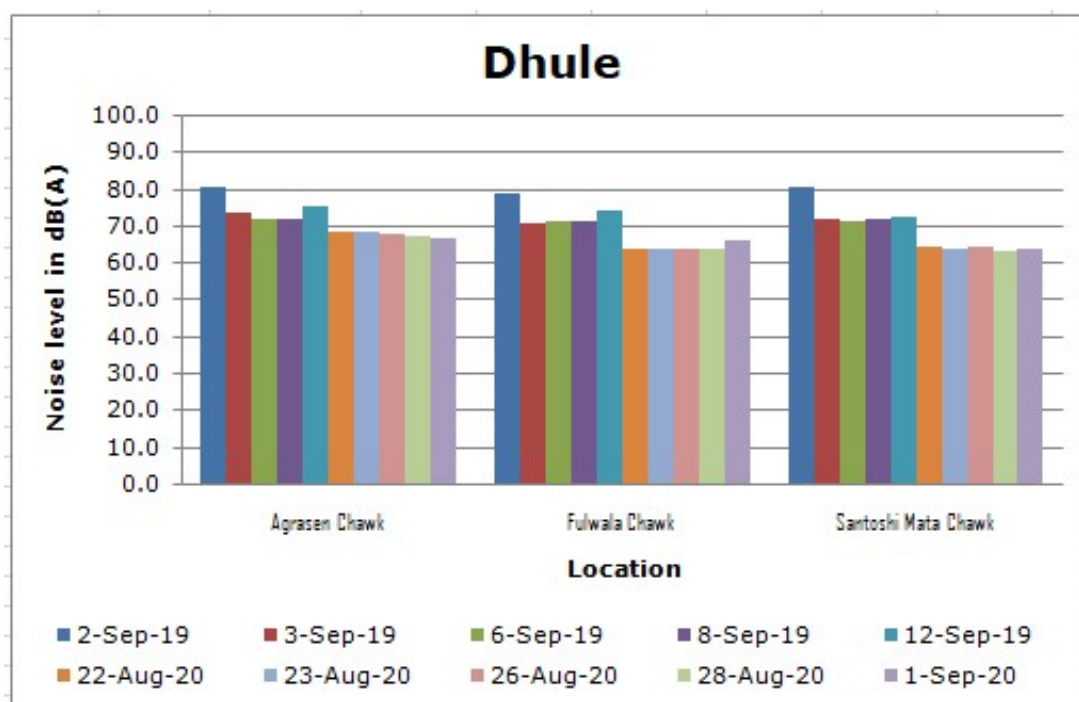
Nanded-Waghala: The noise level of Nanded-Waghala had lesser noise level on all 5 days of monitoring as compared to last year.



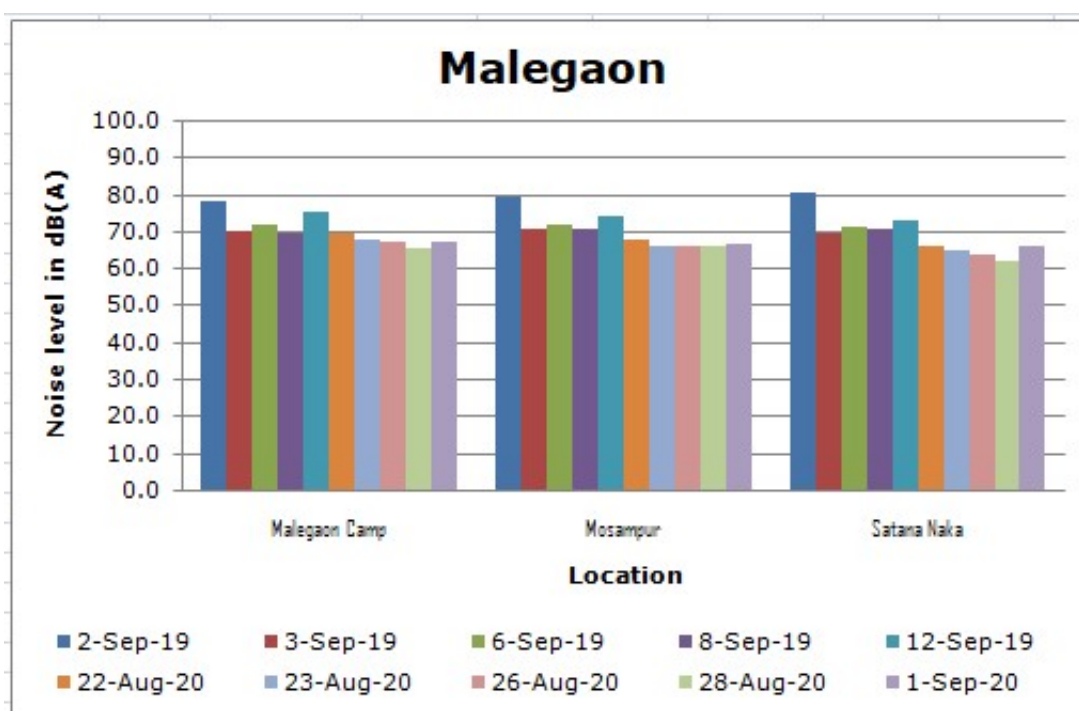
Ahmednagar: Ahmednagar also had lesser noise level on all 5 days of monitoring as compared to last year.



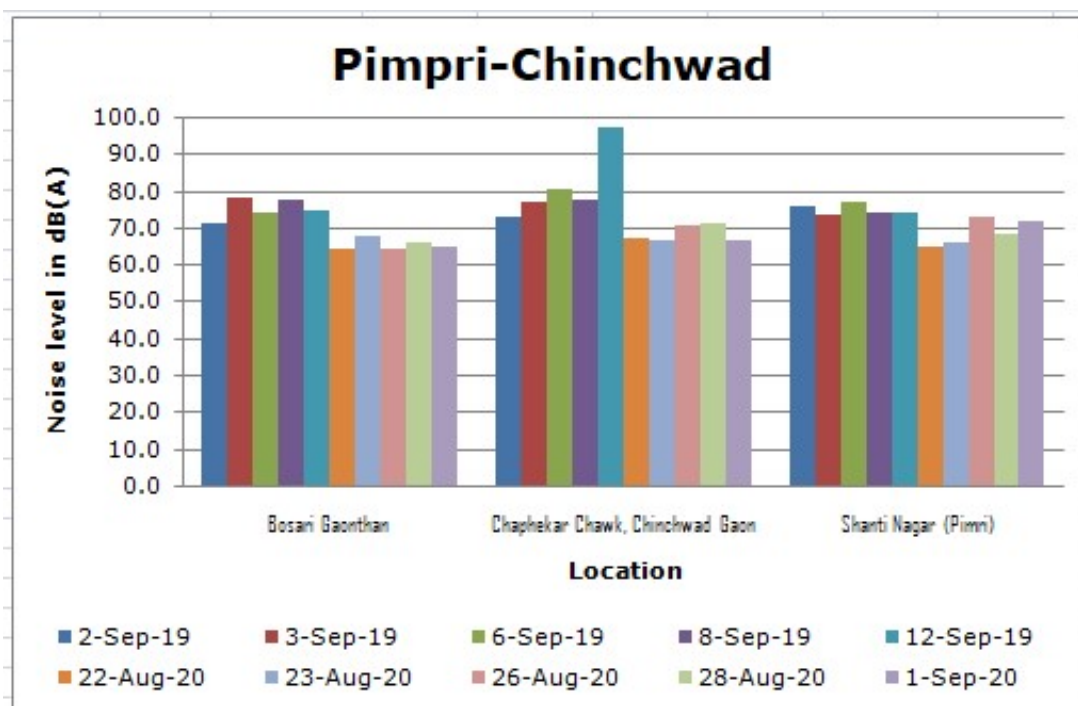
Dhule: The noise level of Dhule was lesser on all day of noise monitoring this year as compared to last year.



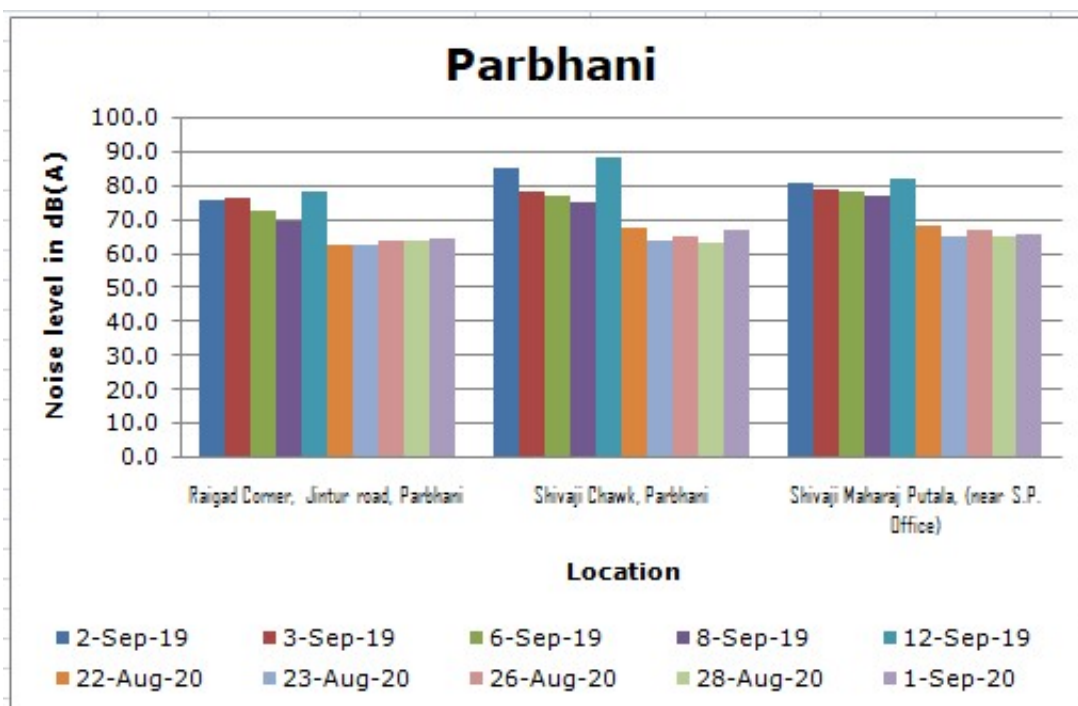
Malegaon: The noise level of Malegaon was lesser this year as compared to last year at all three locations on all five days of monitoring.



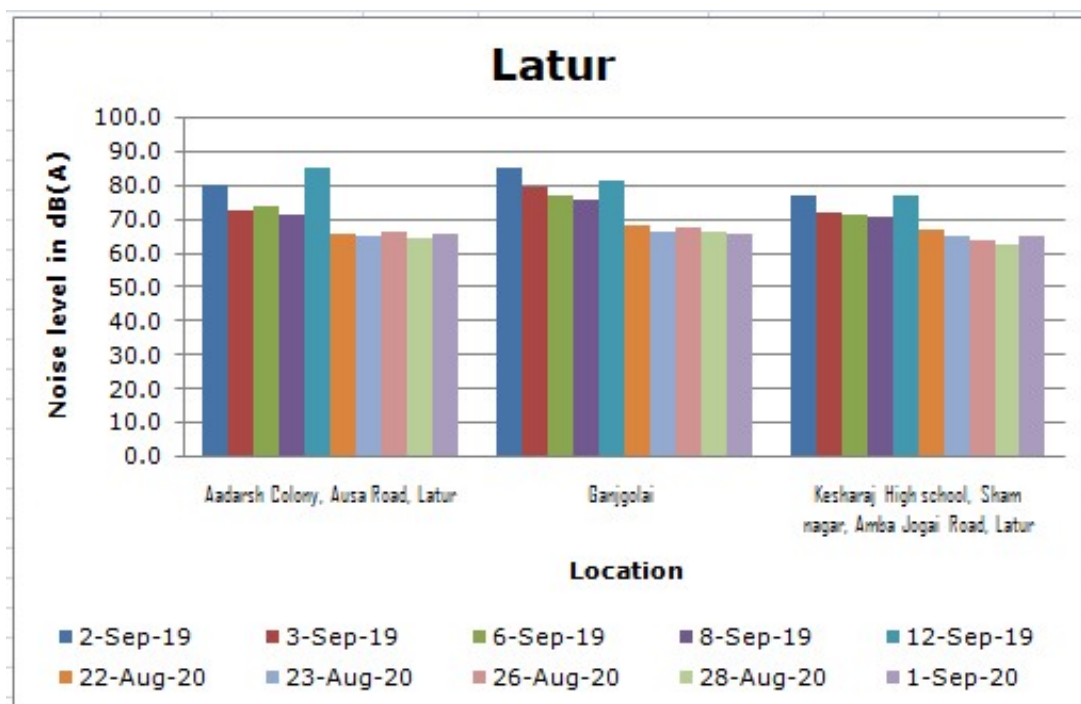
Pimpri-Chinchwad: The noise level of Pimpri-Chinchwad was lesser this year as compared to last year at all three locations on all five days of monitoring.



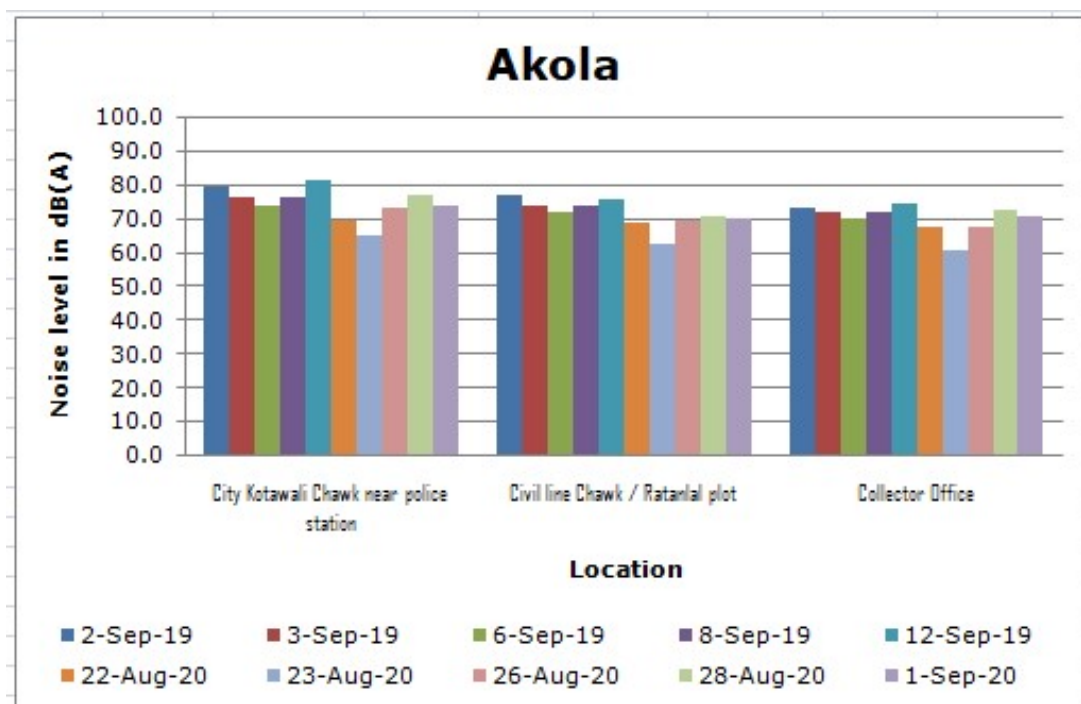
Parbhani: The noise level of Parbhani also was lesser this year as compared to last year at all three locations on all five days of monitoring.



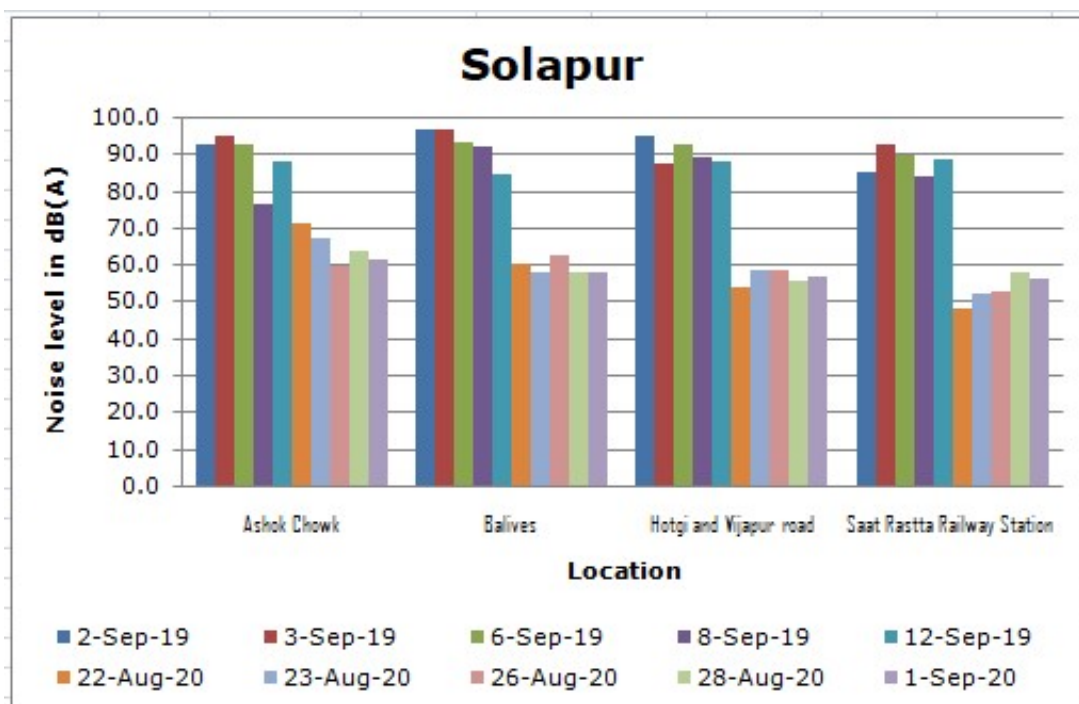
Latur: The noise level of Latur was lesser this year as compared to last year at all three locations on all five days of monitoring.



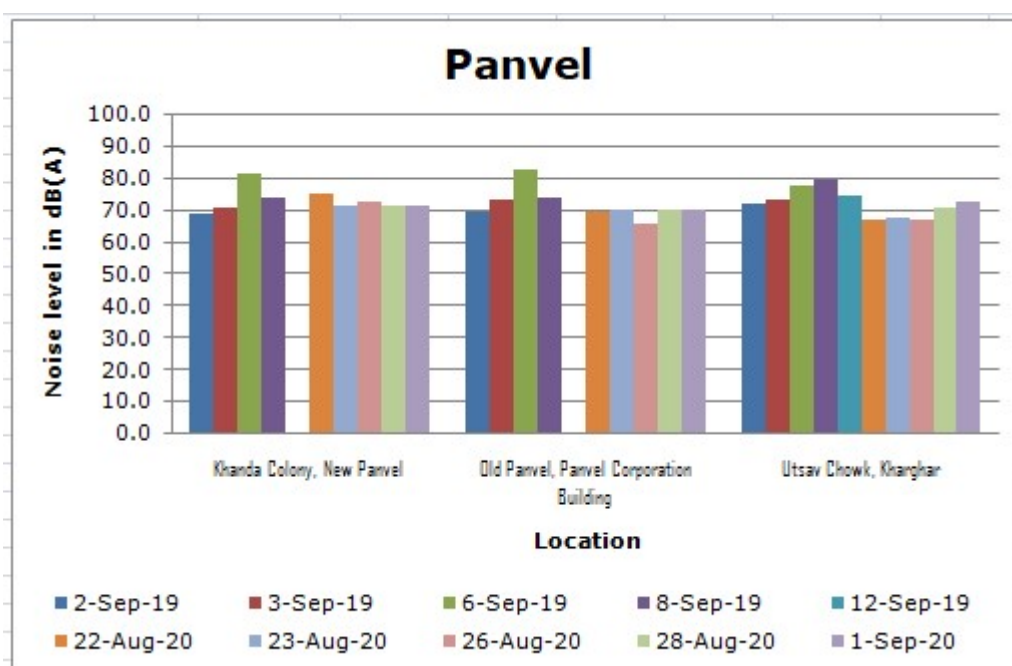
Akola: The noise level Civil line Chowk of Akola had lesser noise levels on all days as compared to last year.



Solapur: Solapur also had lesser noise level on all 5 days of monitoring as compared to last year.



Panvel: The noise level of Utsav Chowk of Panvel had lesser noise levels on all days as compared to last year.



Conclusion

Ganesh festival is the biggest festival celebrated in Maharashtra since decades. However, this year, in the view of the coronavirus outbreak, the festival was celebrated in a low-profile manner, voluntarily. The usual spirit and fervour of the festival was relatively low this year. Many pandals have cancelled the installation of Ganesh idols and opted for a health festival ('Arogyaotsav') with pandemic related activities. The famous Lalbaug Sarvajanik Ganeshotsav Mandal in Mumbai has decided to cancel the celebrations and hosted blood and plasma donation camps and provide financial assistance to the families of policemen who died of Covid-19. The Brihanmumbai Sarvajanik Ganeshotsav Samanvay Samiti, an umbrella body of 12,500 Ganesh mandals across Mumbai, had ensured online darshan, social distancing within pandals and also conducted drives to promote Yoga and Pranayam among youngsters. About 300 villages in Kolhapur district in south Maharashtra have celebrate the festival without much funfair and installed only one idol in each village.

The Maharashtra government has also issued guidelines regarding Ganesh Chaturthi celebrations which mentioned the following:

1. The heights of Lord Ganesh idols installed by sarvajanik (community) mandals and at household-level should be limited to 4 feet and 2 feet, respectively, this year.
2. All mandals (associations) need to set up mandaps (decorated temporary covered structures) in line with the policies formulated by municipal corporations or the local administration.
3. Ganesh Chaturthi is to be celebrated in a simple manner this year, so there should be no pomp in the decorations by sarvajanik mandals or individuals installing idols in homes.
4. People should possibly worship idols made of metals, marbles or other elements instead of installing conventional ones this year.
5. If the idols installed are made of clay or are eco-friendly, then those should be immersed at home itself. Idols should be immersed at a nearby artificial pond if it is not possible to immerse them at homes.
6. If possible, the send-off of idols should be postponed until the time of immersions of idols installed during Maghi Ganeshotsav or during the month of Bhadrapad 2021, that is, next year.
7. Health-related advertisements should be displayed during the 10-day festival to help people keep themselves safe and avoid the infection.
8. The mandals to undertake health initiatives instead of organising cultural programmes.
9. Mandals should try to arrange for online darshan of Lord Ganesh's idols.

10. The mandaps should be disinfected, thermal screening should be arranged and physical distancing related norms to be strictly adhered to by devotees turning up at mandaps to seek darshan of Lord Ganesh.

This year as per the actual observation during the survey, air pollution levels were very low as compared to previous year. There was no use of crackers at all in all regions the survey has taken place which marked the reduction of Air pollution. **Also, loudspeakers, dhols, drums or any kind of musical instruments was not used during the visarjan procession nor at night time in societies or pandals.** This year people have opted for eco-friendly Ganesh idols and carried out visarjan at their home itself. The procession for visargan also had very less crowd this year. There was vigilance by Police department also in many areas especially contaminated zones to ensure the fulfilment of Covid-19 protocol of wearing mask, social distancing etc. which added up to ensuring a healthy festival.

The observed levels are higher due to following reasons:

1. Use of more no. of vehicles as trains or public transport is either closed OR there is fear of infection from it
2. More two-wheelers and Cars are on road, and the noise is from vehicular traffic
3. Honking was relatively less, as most of the vehicles were driven by owners
4. Traffic should be diverted during the procession time and on Visarjan route
5. Congestion should be avoided on procession routes.
6. The increased noise level beyond the Noise Level standards is due to collective noise of human population, traffic and as such no one source or activity was responsible for the exceedance of the noise level
7. Vehicular traffic should be avoided on the procession routes
8. General awareness of the public should be increased by sensitizing them for the increased noise level
9. Festival should emphasize on noise nuisance in the urban areas in general as the background levels itself during the high-activity time period is exceeding the average noise levels.
10. dB(A) Leq values over the period of time would be relatively significantly less vis-à-vis peak values that are measured due to sensitive dB(A) measurements.

Apart from above general common observations, city specific observations are given as hereunder.

**Municipal corporation wise Conclusions/ Observations
for the noise level generated are provided below.**

1.	Mumbai
	The noise level in Mumbai ranged from 49.6 dB(A) to 81.2 dB(A) this year. The increase in noise level in some location is mainly due to road traffic and rain. In comparison to the noise level last year there is a tremendous decrease in the range of noise level generated.
2.	Navi Mumbai
	The noise level in Navi Mumbai ranged from 43.5 dB(A) to 79.8 dB(A) this year. The noise level on 28 th August 2020 (7 th day of Ganesh festival) on all five locations was higher this year. There reason for increase in nose level was due to the crowd in locations and vehicular activities.
3.	Thane
	In Thane the noise level ranged from 49.7 dB(A) to 77.9 dB(A) this year. The increase in noise levels was due to the traffic congestion and rain.
4.	Pune
	Out of 18 locations monitored, the noise level was high only at Shivaji Nagar, Mahatma Phule Madai, Kadki Bazar, M G Road and Aundh Parihar Chowk as compared to last year. In Pune also the noise level due to festival was very less due to Covid 19. In many locations the level noise was 10 dB less than what was generated last year. The noise level in Pune ranged from 42.9 dB(A) to 86.3 db(A).
5.	Nashik
	In Nashik the noise level ranged from 50 dB(A) to 72 dB(A). The noise level was less at all locations in Nashik on all 5 days as compared to last year. There was no much crowd or traffic congestions also in Nashik region.
6.	Aurangabad
	The noise level was less at all locations in of Aurangabad also on all 5 days as compared to last year. The noise level in Aurangabad ranged from 42 dB(A) to 72 dB(A). The noise level generated was due to traffic.

7.	Nagpur
	The noise level in Nagpur ranged from 49.7 dB(A) to 79.9 dB(A) this year. The level of noise was high in commercial zones and was caused due to traffic mainly.
8.	Kalyan
	The noise level in Kalyan ranged from 50.2 dB(A) to 77.5 dB(A) this year. The noise level was high mainly due to the crowd and traffic. Ulhasnagar station showed higher noise level and to an extent the honking of trains also contributed to the increase in noise level.
9.	Amravati
	The noise level in Amravathi ranged from 54.3 dB(A) to 73.7 dB(A) this year. Irvin Hospital Square showed a little increase in noise level this year and the main reason was due to the crowd and traffic
10.	Jalgaon
	The noise level was less at all locations in of Jalgaon on all 5 days as compared to last year. The noise level in Jalgaon ranged from 50 dB(A) to 79.1 dB(A) this year. The noise level in Jalgaon also was due to traffic at commercial zone.
11.	Kolhapur
	The noise level was less at all locations in of Kolhapur also on all 5 days as compared to last year. The noise level in Kolhapur ranged from 37 dB(A) to 79.1 dB(A) this year. The noise level near Khas Baug Maidan of Jalgaon had highest noise levels.
12.	Sangli
	The noise level was less at all locations in of Sangli also on all 5 days as compared to last year. The noise level in Sangli ranged from 59 dB(A) to 80.8 dB(A) this year. The noise level was high at Miraj Market between 6 pm to 8 pm due to the crowd and traffic congestions.
13.	Mira – Bhayander
	The noise level in Mira – Bhayander ranged from 51 dB(A) to 90 dB(A) this year. The noise level was high at Golden police chowki in the peak time between 6pm to 9 pm and was caused due to the traffic congestions.

14.	Vasai – Virar
	The noise level in Vasai - Virar ranged from 50 dB(A) to 77.2 dB(A) this year. There was some procession for Ganesh idol visarjan in Vasai area but the crowd was of maximum 4 people and contributed less noise level.
15.	Ulhasnagar
	The noise level generation in Ulhasnagar was also mainly due to traffic and crowd. The noise level in Ulhasnagar ranged from 49.6 dB(A) to 76.1 dB(A) this year.
16.	Bhiwandi – Nizampur
	The highest noise levels of Bhiwandi-Nizampur was observed at Shelar Near Nadi naka with 73.7 dB(A) on 1 st September and the reason for increase in noise level was due to the use of crowd for visarjan.
17.	Chandrapur
	The noise level in Chandrapur ranged from 57.2 dB(A) to 81.6 dB(A) this year and the reason for such high level of noise is due to traffic.
18.	Nanded – Waghala
	The noise level was less at all locations in of Nanded – Waghala on all 5 days as compared to last year. The noise level in Nanded – Waghala ranged from 51 dB(A) to 71 dB(A) this year.
19.	Ahmednagar
	The noise level was less at all locations in of Ahmednagar also on all 5 days as compared to last year. The noise level in Ahmednagar ranged from 50 dB(A) to 70 dB(A) this year. The highest noise level was observed at Chitale Road and was due to traffic congestions.
20.	Dhule
	The noise level was less at all locations in of Dhule also on all 5 days as compared to last year. The noise level in Dhule ranged from 50 dB(A) to 74 dB(A) this year.

21.	Malegaon
	The noise level was less at all locations in of Malegaon also on all 5 days as compared to last year. The noise level in Malegaon ranged from 51 dB(A) to 74 dB(A) this year.
22.	Pimpri – Chinchwad
	The noise level was less at all locations in of Pimpri – Chinchwad also on all 5 days as compared to last year. The noise level in Pimpri – Chinchwad ranged from 46.5 dB(A) to 78.5 dB(A) this year. The noise level in Pimpri – Chinchwad also was due to traffic at commercial zone.
23.	Parbhani
	The noise level was less at all locations in of Parbhani also on all 5 days as compared to last year. The noise level in Parbhani ranged from 51 dB(A) to 72 dB(A) this year.
24.	Latur
	The noise level was less at all locations in of Latur also on all 5 days as compared to last year. The noise level in Latur ranged from 55 dB(A) to 71 dB(A) this year.
25.	Akola
	The noise level in Akola ranged from 53.4 dB(A) to 81.8 dB(A) this year. The highest noise level was observed at City Kotawali Chowk all five days of noise monitoring and the increase in noise level was due to traffic.
26.	Solapur
	The noise level was less at all locations in of Solapur on all 5 days as compared to last year. The noise level in Solapur ranged from 42.6 dB(A) to 77.1 dB(A) this year. The highest noise level was observed at Ashok Chowk on 22 nd August with 71.4 dB(A) and increase in noise level was due to traffic.
27.	Panvel
	The noise level in Panvel ranged from 54.1 dB(A) to 77.7 dB(A) this year. The highest noise level out of the three locations was observed at Khanda Colony with and the increase in noise was due to the heavy rain and traffic.

Please find below region wise analysis of noise levels less than 10 decibel as compared to last year:

1. Mumbai:

Location name (details)	2-Sep-19	22-Aug-20
Chembur (West)	79.1	68.1
Ghatkopar	76.7	58.5
	3-Sep-19	23-Aug-20
Bandra	90.3	68.8
Bhandup	80.8	60.6
Borivali	82.7	72.0
Byculla	85.7	68.8
Girgaon Chowpati	82.0	72.1
Grant Road	78.4	64.0
	6-Sep-19	26-Aug-20
Chembur (West)	87.8	70.2
Chinchpokali (W)	85.1	69.0
Juhu Chowpati	79.6	68.8
Kandivali (East)	77.7	67.6
Kandivali (W)	84.4	73.6
Khar	81.6	64.5
Parel	93.1	74.6
Wadala	80.1	67.8
	8-Sep-19	28-Aug-20
Bhandup	82.7	69.9
Borivali	83.0	73.1
Dadar (East)	79.1	69.1
Elphinstone	84.1	70.9
Girgaon Chowpati	82.6	71.4
Grant Road	81.6	61.9
Khar	80.2	69.8

	12-Sep-19	1-Sep-20
Andheri	84.1	72.6
Borivali	94.8	72.0
Byculla	88.8	74.0
Chinchpokali (E)	89.6	73.2
Chinchpokali (W)	93.1	72.5
Dadar (East)	82.0	71.8

2. Navi Mumbai

Location name (details)	2-Sep-19	22-Aug-20
Airoli	82.0	67.4
CBD Belapur	82.6	70.0
Kopar Khairane	81.1	67.0
Uran	82.6	70.8
	3-Sep-19	23-Aug-20
Airoli	74.0	60.0
CBD Belapur	83.2	53.3
Kopar Khairane	81.5	70.4
Uran	82.3	63.4
Vashi	81.4	70.5

3. Thane:

Location name (details)	2-Sep-19	22-Aug-20
Gaondevi Mandir	75.4	65.4
Court Naka	75.0	57.8
Mental Hospital	66.2	55.3
	3-Sep-19	23-Aug-20
Gokhale Road	75.6	63.8
Jambli Naka	86.2	71.8
Gaondevi Mandir	89.6	67.4

	3-Sep-19	23-Aug-20
Wagle Estate	90.5	67.9
Mental Hospital	70.8	58.2
	6-Sep-19	26-Aug-20
Gokhale Road	77.7	60.0
Wagle Estate	84.9	71.1
Kalwa	93.7	72.5

4. Pune

Location name (details)	2-Sep-19	22-Aug-20
Laxmi Road	84.3	74.1
Kothrud	83.1	55.9
M G Road	79.6	65.8
Aundh Parihar Chowk	70.5	57.3
	3-Sep-19	23-Aug-20
Yerawada	79.5	65.3
Hadapsar	75.3	64.7
Koregaon Park	77.1	67.0
M G Road	77.8	67.0
	6-Sep-19	26-Aug-20
Yerawada	80.6	62.4
Koregaon Park	80.0	59.0
University Road Chowk	76.5	61.1
Aundh Parihar Chowk	69.5	59.0
	8-Sep-19	28-Aug-20
Swar Gate	86.9	71.4
Satara Road	80.6	69.5
Shaniwar Peth	81.0	71.3
Yerawada	78.5	61.5

	8-Sep-19	28-Aug-20
Laxmi Road	82.7	70.1
Mahatma Phule Madai	81.4	65.9
Hadapsar	82.5	72.4
Parvati	74.6	63.9
Koregaon Park	76.6	60.3
Khadaki	78.1	63.8
M G Road	80.9	67.9
University Road Chowk	77.5	58.6
Aundh Parihar Chowk	78.6	66.9
Vishrant Wadi	82.8	72.6
	12-Sep-19	1-Sep-20
Karve Road	96.6	72.7
Swar Gate	85.3	67.3
Satara Road	89.7	68.9
Yerawada	89.6	74.6
Laxmi Road	92.8	75.0
Kothrud	88.3	72.8
Mahatma Phule Madai	86.6	69.5
Sarus Baug	85.7	71.6
Parvati	88.1	69.6
Koregaon Park	78.0	60.5
Khadaki	79.7	69.4
M G Road	87.0	66.2
University Road Chowk	75.0	63.7

5. Nashik

Location name (details)	2-Sep-19	22-Aug-20
Nashik Road	80.3	62.9
Panchvati	80.1	64.9
Trimurty Chowk	81.1	65.4
Satpur Bus Stand	77.7	64.9
	3-Sep-19	23-Aug-20
Nashik Road	74.6	62.0
Panchvati	77.0	64.0
Civil Hospital	75.5	65.6
Trimurty Chowk	78.8	65.1
Satpur Bus Stand	76.8	64.1
	6-Sep-19	26-Aug-20
Nashik Road	74.1	60.7
Panchvati	77.1	64.0
Civil Hospital	75.3	65.0
Trimurty Chowk	77.1	64.1
Satpur Bus Stand	74.9	64.4

6. Aurangabad

Location name (details)	2-Sep-19	22-Aug-20
Gulmandi	81.1	68.3
City Chowk	77.7	65.7
CIDCO Residential	61.8	46.8
	3-Sep-19	23-Aug-20
Gulmandi	83.2	65.4
City Chowk	76.3	63.5
Kranti Chowk	79.2	65.5
CIDCO Residential	58.4	47.9

	6-Sep-19	26-Aug-20
Gulmandi	75.7	65.2
City Chowk	73.7	64.3
Kranti Chowk	77.4	66.7
CIDCO Residential	68.3	52.0
	8-Sep-19	28-Aug-20
Gulmandi	78.2	63.9
City Chowk	75.1	61.2
Kranti Chowk	78.7	67.6
CIDCO Residential	69.3	51.8
	12-Sep-19	1-Sep-20
Gulmandi	98.7	69.4
City Chowk	96.5	68.7
Kranti Chowk	80.9	69.3
CIDCO Residential	76.9	51.3
Usmanpura	76.3	64.7

7. Nagpur

Location name (details)	2-Sep-19	22-Aug-20
Ramdaspath	78.4	61.7
Reshimbag	76.2	60.6
Gandhiputala	81.6	68.5
	3-Sep-19	23-Aug-20
Reshimbag	75.0	62.6
	6-Sep-19	26-Aug-20
Reshimbag	76.0	64.4
	8-Sep-19	28-Aug-20
Golibar Chauk	72.2	57.7
Reshimbag	74.0	63.6

8. Kalyan

Location name (details)	2-Sep-19	22-Aug-20
Khadakpada Chowk	78.5	65.1
Shivaji Chowk	86.6	71.6
Ulhasnagar Station	86.0	69.3
	3-Sep-19	23-Aug-20
Shivaji Chowk	78.6	68.4
Ulhasnagar Station	80.0	65.0
	6-Sep-19	26-Aug-20
Khadakpada Chowk	88.8	66.0
Shivaji Chowk	75.3	63.4
Ulhasnagar Station	82.7	70.7
	12-Sep-19	1-Sep-20
Khadakpada Chowk	83.2	71.4

9. Amravati

Location name (details)	2-Sep-19	22-Aug-20
Bhudhwara	75.0	64.1
Rajkamal Square	85.1	68.2

10. Jalgaon

Location name (details)	2-Sep-19	22-Aug-20
Subhash Chowk	82.0	69.8
	12-Sep-19	1-Sep-20
Subhash Chowk	86.5	66.5
Shashtri Tower Chowk	89.3	68.0

11.Kolhapur

Location name (details)	2-Sep-19	22-Aug-20
Rajaram Puri	84.0	66.3
Mahalaxmi Mandir	75.9	63.5
Khas Baug Maidan	90.6	70.8
	3-Sep-19	23-Aug-20
Rajaram Puri	78.6	64.9
Mahalaxmi Mandir	82.5	68.4
	8-Sep-19	28-Aug-20
Mahalaxmi Mandir	80.8	70.7
Khas Baug Maidan	81.2	70.1
	12-Sep-19	1-Sep-20
Mahalaxmi Mandir	87.9	68.4
Khas Baug Maidan	90.1	73.1

12.Sangli

Location name (details)	6-Sep-19	26-Aug-20
Gandhi Putala	80.2	69.7
	8-Sep-19	28-Aug-20
Gandhi Putala	80.2	69.8
	12-Sep-19	1-Sep-20
Miraj Market	97.5	71.9

13.Mira-Bhyander

Location name (details)	3-Sep-19	23-Aug-20
Bhakti Vedant Hospital,	70.0	58.9
	6-Sep-19	26-Aug-20
Golden police Chowki	82.9	70.7
Shivaji Chak Kashi meera	81.2	70.2

	8-Sep-19	28-Aug-20
Golden police Chowki	83.4	71.1
	12-Sep-19	1-Sep-20
Golden police Chowki	64.2	78.2

14.Vasai-Virar

Location name (details)	2-Sep-19	22-Aug-20
Valiv phata	70.4	54.9

15.Ulhasnagar

Location name (details)	2-Sep-19	22-Aug-20
Gaol Maidan	77.8	57.4
Doodh Naka	78.0	62.8
CHM college	75.7	56.1
	8-Sep-19	28-Aug-20
CHM college	79.3	68.7
	12-Sep-19	1-Sep-20
Gaol Maidan	82.8	69.3

16.Bhiwandi-Nizampur

Location name (details)	2-Sep-19	22-Aug-20
Dhamankar Naka	77.8	62.8
Indira Gandhi Memorial Hospital	77.1	57.3
	3-Sep-19	23-Aug-20
Indira Gandhi Memorial Hospital	74.3	63.2
	8-Sep-19	28-Aug-20
Dhamankar Naka	83.7	70.4
Shelar Near Nadi naka	82.6	69.3

	12-Sep-19	1-Sep-20
Indira Gandhi Memorial Hospital	83.3	66.4

17.Chandrapur

Location name (details)	2-Sep-19	22-Aug-20
Gandhi Square	72.8	62.4
	12-Sep-19	1-Sep-20
Govt. Medical College & Hospital	74.5	62.7
Gandhi Square	95.0	64.3
Jatpura Gate	87.8	69.0

18.Nanded-Waghala

Location name (details)	2-Sep-19	22-Aug-20
Ganesh Nagar	80.2	64.8
Shivaji Nagar	81.5	65.4
Shree Guru Govindsing Govt. Medical College & Hospital	82.5	66.5
	3-Sep-19	23-Aug-20
Ganesh Nagar	78.5	63.6
Shivaji Nagar	76.9	63.3
Shree Guru Govindsing Govt. Medical College & Hospital	77.8	63.4
	6-Sep-19	26-Aug-20
Shree Guru Govindsing Govt. Medical College & Hospital	74.7	63.8
	8-Sep-19	28-Aug-20
Ganesh Nagar	76.5	63.8
Shivaji Nagar	77.4	62.4

	8-Sep-19	28-Aug-20
Shree Guru Govindsing Govt. Medical College & Hospital	77.9	62.9
	12-Sep-19	1-Sep-20
Shivaji Nagar	85.0	63.6
Shree Guru Govindsing Govt. Medical College & Hospital	81.7	66.7

19.Ahmednagar

Location name (details)	2-Sep-19	22-Aug-20
Kotala Chowk	80.5	63.5
Chitale Road	77.4	65.8
Old Bus Stand	79.6	62.8
	3-Sep-19	23-Aug-20
Kotala Chowk	73.6	62.8
Old Bus Stand	72.7	62.4
	6-Sep-19	26-Aug-20
Chitale Road	75.3	62.6
Old Bus Stand	74.7	63.1

20.Dhule

Location name (details)	2-Sep-19	22-Aug-20
Agrasen Chowk	80.4	68.7
Fulwala Chowk	79.1	64.0
Santoshi Mata Chowk	80.9	64.3

21.Malegaon

Location name (details)	2-Sep-19	22-Aug-20
Mosampur	79.6	67.6
Satana Naka	80.4	66.3

22.Pimpri-Chinchwad

Location name (details)	2-Sep-19	22-Aug-20
Shanti Nagar (Pimri)	76.0	64.8
	3-Sep-19	23-Aug-20
Chaphekar Chowk	77.1	66.7
Bosari Gaonthan	78.2	67.7
	8-Sep-19	28-Aug-20
Bosari Gaonthan	77.6	66.4
	12-Sep-19	1-Sep-20
Chaphekar Chowk	97.5	66.9
Bosari Gaonthan	75.1	65.1

23.Parbhani

Location name (details)	2-Sep-19	22-Aug-20
Shivaji Chowk	85.2	67.8
Shivaji Maharaj Putala	80.9	68.5
Raigad Corner	75.7	62.6
	3-Sep-19	23-Aug-20
Shivaji Chowk	78.2	63.7
Shivaji Maharaj Putala	79.3	65.2
Raigad Corner	76.7	62.6
	6-Sep-19	26-Aug-20
Shivaji Chowk	76.9	65.0
Shivaji Maharaj Putala	78.5	66.8
	8-Sep-19	28-Aug-20
Shivaji Chowk	75.5	63.5
Shivaji Maharaj Putala	77.1	65.0
	12-Sep-19	1-Sep-20
Shivaji Chowk	88.5	67.0

Shivaji Maharaj Putala	82.0	65.6
Raigad Corner	78.4	64.4

24.Latur

Location name (details)	2-Sep-19	22-Aug-20
Ganjgolai	85.0	68.0
Kesharaj High school	77.4	66.8
Aadarsh Colony	80.4	66.0
	3-Sep-19	23-Aug-20
Ganjgolai	79.8	66.3
	12-Sep-19	1-Sep-20
Ganjgolai	81.4	65.7
Kesharaj High school	77.0	65.5
Aadarsh Colony	85.5	65.9

25.Akola

Location name (details)	3-Sep-19	23-Aug-20
Collector Office	72.2	60.9
Civil line Chowk	73.8	62.7
City Kotawali Chowk	76.3	65.1

26.Solapur

Location name (details)	2-Sep-19	22-Aug-20
Balives	96.6	60.5
Ashok Chowk	93.0	71.4
Hotgi and Vijapur road	94.9	53.7
Saat Rastta Railway Station	85.5	48.1
	3-Sep-19	23-Aug-20
Balives	97.1	58.2
Ashok Chowk	95.0	67.6

	3-Sep-19	23-Aug-20
Hotgi and Vijapur road	87.8	58.4
Saat Rastta Railway Station	92.5	52.0
	6-Sep-19	26-Aug-20
Balives	93.5	62.5
Ashok Chowk	92.6	59.5
Hotgi and Vijapur road	92.7	58.4
Saat Rastta Railway Station	89.7	53.1
	8-Sep-19	28-Aug-20
Balives	92.1	57.8
Ashok Chowk	76.6	63.6
Hotgi and Vijapur road	89.1	55.9
Saat Rastta Railway Station	83.9	57.9
	12-Sep-19	1-Sep-20
Balives	84.9	58.2
Ashok Chowk	88.3	61.3
Hotgi and Vijapur road	88.3	57.0
Saat Rastta Railway Station	88.8	56.4

27. Panvel

Location name (details)	6-Sep-19	26-Aug-20
Balives	77.7	67.3
Ashok Chowk	82.7	65.9

Festivals are one of the most important things in our life. So many people set their goals at some festivals. People forget their past differences and do a new beginning. It increases love, joy, happiness, and peace in our life. Even in this pandemic, festivals bring happiness to people life. As the festival have happened in a pandemic many restrictions were opposed by the Government and hence there was lesser noise, air and water pollution this year.

Next year even if there is no pandemic, we should continue celebrating the festival in such manner so that there is an eco-friendly festival.

Definitions

A-Weighting

"A-weighting" is the frequency weighting characteristic as specified in IEC 123 or IEC 179 and intended to approximate the relative sensitivity of the normal human ear to different frequencies (pitches) of sound.

A-weighted Sound Pressure Level

The "A-weighted sound pressure level" is the sound pressure level modified by application of the A-weighting. It is measured in dBA, A-weighted, and denoted as dBA.

Decibel

The "decibel" is a dimensionless measure of sound level or sound pressure level; see sound pressure level.

Equivalent Sound Level

The "equivalent sound level" sometimes denoted L_{eq} , is the value of the constant sound level which would result in exposure to the same total A-weighted energy as would the specified time-varying sound, if the constant sound level persisted over an equal time interval. It is measured in dBA.

Fast Response

"Fast response" is a dynamic characteristic setting of a sound levelmeter meeting the applicable specifications.

Percentile Sound Level

The "x percentile sound level", designated L_x , is the sound level exceeded x percent of a specified time period, It is measured in dBA.

Sound

"Sound" is an oscillation in pressure, stress, particle displacement or particle velocity, in a medium with internal forces (e.g. elastic, viscous), or the superposition of such propagated oscillations, which may cause an auditory sensation.

Sound Level

"Sound level" is the A-weighted sound pressure level.

Sound Level Meter

A "sound level meter" is an instrument which is sensitive to and calibrated for the measurement of sound.

Sound Pressure Level

The "sound pressure level" is twenty times the logarithm to the base 10 of the ratio of the effective pressure (p) of a sound to the reference pressure (P_r) of 20 μ Pa. Thus the sound pressure level in dB = $20 \log_{10} P/P_r$.

ANNEXURE I

Annexure I - Detailed list of locations

Sr. No.	City	Location name (details)
1.	Mumbai	Andheri - Azad Nagar, Sarvajanik Utsav Samiti
		Bandra - Sarvajanik Ganeshutsav Mandal
		Bhandup - Jay Bajrang Mitra Mandal
		Borivali - Manav Mitra Mandal
		Byculla - Sarvajanik Ganeshutsav mandal
		Chembur (East) - Near Ashish Talao / Ashish Theatre
		Chembur (West) - Sahyadri Krida Mandal Tilak Nagar
		Chinchpokali (E) - Lalbaug Raja Sarvajanik Ganeshutsav Mandal
		Chinchpokali (W) - Parsiwadi Mitra Mandal
		Dadar (East) - Khodadad Circle, Dadar TT
		Dadar(West) - Sai Ganesh Sadan, Senapati Bapat Marg, Sarvajanik Ganeshutsav Mandal, Sunder Nagar
		Elphinstone - Shiv Sai Sarvajanik Ganeshutsav Mandal, B.M. Marg
		Ghatkopar - Amar Mitra Mandal, Tilak nagar
		Girgaon Chowpati - Akhil Chowpati Bhirvi Lane, Sarvajanik Ganeshutsav Mandal
		Grant Road - Saltar Road Sarvjanik Ganeshutsav Mandal
		Juhu Chowpati - Om Kareshver Shiv Mandir (Trust)
		Kandivali (East) - Thakur Village
		Kandivali (W) - Balla Mitra Mandal
		Khar - Sarvajanik Ganeshutsav Mandal
		Mulund - Sargam Mitra Mandal
		Mumbai Central - Belasis Road, B.I.T. Chawl

		Parel - Sarvajanik Ganeshutsav Mandal Bal Gopal Mandal
		Santacruz (East) - Milan Subway, Neet & Geet Society
		Vikhroli - Balmitra Kala Mandal
		Wadala - G.B.S. Sarvajanik Ganeshutsav Mandal, Shree Ram Mandir
2.	Navi Mumbai	Airoli - Traffic Police Chouki (before Mulund Airoli Bridge)
		CBD Belapur - MGM Hospital Chowk, Near Police Chowki
		Kopar Khairane - Sector-10, D-Mart Main Road
		Uran - Ganpati Chowk
		Vashi - Shivaji Chowk Near Bus Depot
3.	Thane	Gokhale Road-Malhar Cinema
		Jambli Naka- Lake immersion Point
		Main Road- Gaondevi Mandir, Naupada
		Wagle Estate- Raila Devi Lake
		Court Naka
		Mental Hospital
		Bedekar Hospital
		Kalwa- Chatarpati Shivaji Maharaj Hospital
4.	Pune	Shivaji Nagar (Sakhar Sankul)
		Karve Road (Nul stop)
		Swar Gate (Tilak Road)
		Satara Road (Balaji Nagar)
		Shaniwar Peth (Shanivar Wada)
		Yerawada (Near Gunjan Theatre)
		Laxmi Road (Shagun Chowk)

		Kothrud (Near Shivaji Putala)
		Mahatma Phule Madai (Near Mandai)
		Sarus Baug (Mitra Mandal Chowk)
		Hadapsar (Nera Bhaji Mandai)
		Parvati
		Koregaon Park
		Khadaki (Near Bazar)
		M G Road (Babajan Chowk)
		University Road Chowk
		Aundh Parihar Chowk
		VishrantWadi
5.	Nashik	Nashik Road/ Ramkund on - 12.09.2019
		Panchvati/ Near Ashok Stambh on - 12.09.2019
		Civil Hospital / Near Gadge Maharaj Statue on - 12.09.2019
		Trimurty Chowk / River Bank of Waldevi on - 12.09.2019
		Satpur Bus Stand / CIDCO (Behind PF Off.) on - 12.09.2019
6.	Aurangabad	Gulmandi
		City Chowk
		Kranti Chowk
		CIDCO Residential
		Usmanpura
7.	Nagpur	Ramdaspath (KRIMS Hospital) / (Sonegaon lake on - 12.09.2019)
		Cotton Market (Jayshree Talkies)/ (Gandhisagar on - 12.09.2019)

		Golibar Chowk / (Futala lake on - 12.09.2019)
		Reshimbag (Saraswati Vidyalaya)/ (Sakkardara lake on - 12.09.2019)
		Gandhiputala (Taori TV Showroom) / (Naik lake on - 12.09.2019)
8.	Kalyan	Khadakpada Chowk
		Shivaji Chowk
		Ulhasnagar Station
9.	Amaravati	Bhudhwara
		Rajkamal Square
		Irvin Hospital Square
10.	Jalgaon	Subhash Chowk
		Shashtri Tower Chowk
		Shanipeth Police Station
11.	Kolhapur	Rajaram Puri (Near Rajaram Puri)
		Mahalaxmi Mandir
		Khas Baug Maidan (Near Khas Baug Maidan)
12.	Sangli	Miraj Market
		Vishram Baug Chowk
		Gandhi Putala (Ganpati Peth)
13.	Mira-Bhyander	Bhakti Vedant Hospital, Tenkar pada
		Golden police Chowki
		Shivaji Chak Kashi meera
14.	Vasai-Virar	Range office, Satwali, Vasai East
		Valiv phata, Vasai East

		N.B. Estate, Virar West
15.	Ulhasnagar	Gaol Maidan (Commercial & Residential)
		Doodh Naka, Ulhasnagar sector 5
		CHM college
16.	Bhiwandi-Nizampur	Dhamankar Naka
		Indira Gandhi Memorial Hospital
		Shelar Near Nadi naka
17.	Chnadrapur	Govt. Hospital
		Gandhi Square
		Jatpura Gate
18.	Nanded-Waghala	Ganesh Nagar, Municipal Corporation, Nanded
		Shivaji Nagar
		Shree Guru Govindsing Govt. Medical College & Hospital, Shivaji Putala, Nanded
19.	Ahmednagar	Kotala Chowk
		Chitale Road
		Old Bus Stand
20.	Dhule	Agrasen Chowk
		Fulwala Chowk
		Santoshi Mata Chowk
21.	Malegaon	Mosampur
		Satana Naka
		Malegaon Camp
22.	Pimpri-Chinchwad	Chaphekar Chowk, Chinchwad Gaon
		Shanti Nagar (Pimri)

		Bosari Gaonthan
23.	Parbhani	Shivaji Chowk
		Shivaji Maharaj Putala, (near S.P. Office)
		Raigad Corner, Jintur road
24.	Latur	Ganjgolai
		Kesharaj High school, Sham nagar, Amba Jogai Road
		Aadarsh Colony, AUSA Road
25.	Akola	Collector Office
		Civil line Chowk / Ratanlal plot
		City Kotawali Chowk near police station
26.	Solapur	Balives
		Ashok Chowk
		Hotgi and Vijapur road
		Saat Rastta Railway Station
27.	Panvel	Utsav Chowk, Kharghar
		Old Panvel, Panvel Corporation Building
		Khanda Colony, New Panvel

ANNEXURE II

Annexure II - Noise Pollution (R & C) Rules, 2000 amendment dt. 21st April 2009

ध्वनी प्रदूषण (नियंत्रण व नियमन) नियम, २०००
ची प्रभावीपणे अंमलबजावणी करण्यासाठी
प्राधिकरणाची नियुक्ती करण्याबाबत

महाराष्ट्र शासन

पर्यावरण विभाग, मंत्रालय,

शासन निर्णय क्रमांक : ध्वनीप्र-२००९/प्र.क्र.९५/तांक-१

नविन प्रशासन भवन, १५ वा मजला, मादाम कामा रोड, मुंबई - ४०० ०३२

दिनांक: २१ एप्रिल, २००९

- वाचा - १) शासन निर्णय क्रमांक : ध्वनीप्र-२०००/प्र.क्र.२४/तांक ३, दिनांक १६ ऑगस्ट, २००० आणि दिनांक १५ जून, २००१
२) मे. उच्च न्यायालयाच्या मुंबई खंडपीठामध्ये दाखल करण्यात आलेल्या सार्वजनिक हिताच्या याचिका क्र. (१) २०५३/२००३, (२) ७४/२००७, (३) ८५/२००७ आणि (४) १/२००९ मधील दिनांक २६/२/२००९ चे आदेश

प्रस्तावना :-

पर्यावरण विभाग, शासन निर्णय क्र. एन.पी./२०००/२४/क्र.३, दिनांक १६/८/२००० व दिनांक १५/०६/२००१ रोजी ध्वनी प्रदूषण (नियंत्रण व नियमन) नियम, २००० च्या २ (क) नुसार, राज्यातील पोलीस आयुक्त असलेल्या शहरामध्ये पोलीस उप आयुक्त व इतर ठिकाणी जिल्हा पोलीस अधिक्षक यांना एक सदस्य प्राधिकरण म्हणून ध्वनी प्रदूषण नियमाची अंमलबजावणी करण्यासाठी नियुक्ती करण्यात आली आहे.

मा. उच्च न्यायालय, मुंबई खंडपीठाने वरील याचिकांमध्ये महाराष्ट्र शासन व इतर विभागांनी ध्वनी प्रदूषण (नियंत्रण व नियमन) नियम, २००० ची प्रभावी अंमलबजावणी करण्याकरीता दिनांक २६/२/२००९ रोजी ठराविक निर्देश दिलेले आहेत. त्यानुसार स्थानिक स्वराज्य संस्थांनी शहरी भागात शांतता झोन जाहीर करणे आवश्यक आहे.

शासन निर्णय :-

१) मा. उच्च न्यायालयाच्या आदेशानुसार तसेच ध्वनी प्रदूषण (नियंत्रण व नियमन) नियम, २००० च्या कलम ३ (५) नुसार स्थानिक स्वराज्य संस्थांनी शहरी भागात शांतता झोन त्वरीत जाहीर करून योग्य ते आदेश काढावेत. तसेच शहरात शांतता झोनचे फलक लावून आदेशाची प्रभावी अंमलबजावणी करण्यासाठी योग्य ती प्रसिध्दी करावी.

- १) शैक्षणिक संस्थांच्या सभोवताली १०० मीटर क्षेत्र
- २) सर्व न्यायालयाच्या सभोवताली १०० मीटर क्षेत्र
- ३) रुग्णालयाच्या सभोवताली १०० मीटर क्षेत्र

२) ध्वनी प्रदूषणाची वाढती पातळी व निरनिराळे प्रदूषण स्रोत विचारात घेता, शासनाच्या निरनिराळ्या विभागांनी सद्यस्थितीत ते राबवीत असलेल्या नियमाद्वारे ध्वनी प्रदूषण नियंत्रण व नियमनाची अंमलबजावणी करावी. त्याकरिता परिशिष्ट १ मध्ये नमूद केल्याप्रमाणे, शासनाच्या संबंधित विभागांच्या अधिपत्याखालील संस्थांच्या अधिकाऱ्यांना पदनाम प्राधिकरण म्हणून जाहीर करण्यात येत आहे. याबाबत संबंधीत

रौटा/इच-०१००[४००-४-२००९]-१

विभागांनी स्वतंत्र आदेश निर्गमित करावेत. सदर प्राधिकरण, ते राबवित असलेल्या नियमांच्या तरतुदीनुसार तसेच ध्वनी प्रदूषण (नियंत्रण व नियमन) नियम, २००० च्या तरतुदीनुसार ध्वनी प्रदूषण नियंत्रण व नियमनाची कार्यवाही करण्यास सक्षम असेल.


A.

३) ध्वनी प्रदूषण करणारे उपकरणे / स्रोत जसे D.G. Sets (15-500 KVA); Coal Washeries ; Fire Crackers Generator Sets with Diesel (upto 1000 KVA) manufactured on or after 1st July, 2003 ; Vehicles at manufacturing stage from the year, 2003 and 1st April, 2005 respectively as well as Noise Limits for Automobiles and Domestic appliances and construction equipments at the manufacturing stage laid down under the provisions of the Environment (Protection) Act, 1986 and Rules made there under इत्यादींची, सभोवतालच्या हवेतील ध्वनी प्रदूषण गुणवत्तेच्या विहित मर्यादा परिशिष्ट २ मध्ये नमूद केल्याप्रमाणे असेल.

४) या शासन निर्णयान्वये, पर्यावरण विभागाने यापूर्वी दिनांक १६ ऑगस्ट, २००० आणि दिनांक १५ जून, २००१ रोजी या विषयाबाबत निर्गमित केलेला शासन निर्णय खारीज करण्यात येत आहे. हा शासन निर्णय निर्गमित झाल्याच्या दिनांकापासून लागू राहील.

महाराष्ट्राचे राज्यपाल यांच्या आदेशानुसार व नावाने.

B.


(ग.न.वराडे)

संचालक (पर्यावरण)

प्रत माहितीसाठी :-

मा.मुख्यमंत्र्यांचे प्रधान सचिव

मा.उपमुख्यमंत्र्यांचे प्रधान सचिव

मा. मुख्यसचिव

अतिरिक्त मुख्यसचिव, गृह विभाग, मंत्रालय

अतिरिक्त मुख्यसचिव, सार्वजनिक आरोग्य विभाग, मंत्रालय

प्रधान सचिव (अ. व सु.), गृह विभाग

प्रधान सचिव, नगर विकास विभाग (१), मंत्रालय

प्रधान सचिव, नगर विकास विभाग (२), मंत्रालय

प्रधान सचिव, महसूल विभाग, मंत्रालय

प्रधान सचिव, उच्च व तंत्रशिक्षण विभाग, मंत्रालय,

प्रधान सचिव, शालेय शिक्षण विभाग, मंत्रालय

सचिव, गृह विभाग (परिवहन),

सचिव, पर्यावरण

मा. मंत्री (पर्यावरण), यांचे खाजगी सचिव,

मा. राज्यमंत्री (पर्यावरण), यांचे खाजगी सचिव,

सर्व मा. मंत्री / राज्यमंत्री यांचे खाजगी सचिव

सर्व जिल्हाधिकारी

सर्व पोलीस आयुक्त / उप आयुक्त

सर्व जिल्हा पोलीस अधिक्षक / उप अधिक्षक

पर्यावरण विभाग सर्व अधिकारी / कार्यासन / निवडनस्ती - तांक १

परिशिष्ट - १

एच-०१०० -१३

ध्वनी प्रदूषण व नियमन व नियंत्रणाची अंमलबजावणी करण्यासाठी शासनाच्या अधिपत्याखाली असलेल्या संस्थांमधील संबंधित अधिका-याची पदनाम प्राधिकरण म्हणून नियुक्ती

Sr. No	Officer /Agency	Concerned Department	Duties
1.	District Magistrate, Sub-Divisional Magistrate,	Revenue	Corresponding Rules for the enforcement of the Noise Pollution Control measures within their respective jurisdiction.
2.	Police Commissioner or any other officer not below the rank of the Deputy Superintendent of Police designated for the maintenance of Ambient Air Quality Standards, as mentioned in the Rule 2(c) of Noise Pollution(Regulation and Control) Rules, 2000.	Home	The Police Authorities will be responsible for initiating further legal actions in respect of the violations..
3.	Municipal Commissioner, Additional/Deputy Municipal Commissioner/ Chief Officer of Municipal Council/Committee Govt. of Maharashtra not below the rank of the Deputy Superintendent of Police.	Urban Development	<p>Corresponding Rules for the enforcement of noise standards laid down under the Environment (Protection) Rules, 1986 at source for construction projects, utilities for buildings (ACs, DG sets etc.), domestic appliances, development and other activities in their jurisdiction.</p> <p>The urban local bodies shall be responsible for demarcation of the silent zones as per the Noise Rules, 2000 and displaying the same adequately.</p> <p>The urban local bodies shall include an Action Plan for noise control in the Environmental Status Report submitted by them annually, including noise monitoring and noise mapping studies.</p> <p>The Local Body and Urban Development Deptt., Govt. of Maharashtra will not grant any permissions for development activities in consistent with or in conflict with the categorization of zone. In case of overlapping zones, stringent standards will prevail over in that particular area.</p>
4.	Registrar /Head Master of the Educational Institutions duly approved by the concerned Government not below the rank of the Deputy Superintendent of Police	Higher & Technical Education/ School Education	Corresponding Rules for the enforcement and maintenance of the Ambient Noise Standards laid down for domestic appliances, automobiles etc. in respect of any activity in its jurisdiction.
5.	Dean/Superintendent of the Government Hospitals not below the rank of the Deputy Superintendent of Police	Public Health	Corresponding Rules for the enforcement and maintenance of the Ambient Noise Standards laid down for domestic appliances, automobiles etc. in respect of any activity in its

6.	Head of M.M.R.D.A., M.S.R.D.C., C.I.D.C.O., having local jurisdiction constituted under various Laws and Public Works Department.	Urban Development	<p>jurisdiction.</p> <p>Corresponding Rules for the enforcement and maintenance of Noise Standards laid down under the Environment (Protection) Rules, 1986 at source for construction projects, utilities for buildings (ACs, DG sets etc.), domestic appliances, development and other activities in their jurisdiction</p> <p>These Developmental Authorities should include adequate noise abatement measures in their project activities such as noise barriers to the bridges and flyovers, tree plantation for roads etc.</p>
7.	Member Secretary and any officer Maharashtra Pollution Control Board not below the rank of the Deputy Superintendent of Police	Environment Department	<p>(i) Monitoring of Ambient Noise Levels in case of specific requests from other authorities referred in the table and communicating the results to the respective Authorities for further necessary action at their end.</p> <p>(ii) For the enforcement of Noise Pollution Control Measures and Standards in industrial areas.</p>
8.	<p>(i) Any officer from the State Transport Department / Deputy Regional Transport Officer in their respective jurisdiction not below the rank of the Deputy Superintendent of Police</p> <p>(ii) Head of Maharashtra State Road Transport Corporation or any officer/ Depot Manager not below the rank of the Deputy Superintendent of Police.</p> <p>(iii) Traffic Police Authorities not below the rank of the Deputy Superintendent of Police</p>	Home Department (Transport)	<p>Enforcement and maintenance of the Noise Standards laid down under Environment (Protection) Rules, 1986 and Motor Vehicles Act, 1939 for the new and operating vehicles within their respective jurisdiction.</p> <p>The noise levels generated by the in-use vehicles should be monitored while grant of Pollution Under Control Certificate.</p>

परिशिष्ट- २

Schedule
(Under rule 3(1) and 4(1)) of Noise Pollution (Control and Regulation) Rules, 1999

Ambient Air Quality Standards in respect of Noise

Area Code	Category of Area/Zone	Limits in dB(A) Leq*	
		Day Time	Night Time
(A)	Industrial Area	75	70
(B)	Commercial Area	65	55
(C)	Residential Area	55	45
(D)	Silence Zone	50	40

- i. Day time shall mean from 6.00 a.m. to 10.00 p.m.
- ii. Night time shall mean from 10.00 p.m. to 6.00 a.m.
- iii. Silence Zone is defined as an area comprising not less than 100 meters around hospitals, educational institutions and courts. The silence zones are zones which are declared as such by the competent authority.
- iv. Mixed categories of areas may be declared as one of the four above mentioned categories by the competent authority.

*dB(A) Leq denotes the time weighted average of the level of sound in decibels on scale A which is relatable to human hearing.

A "decibel" is a unit in which noise is measured.

"A", in dB(A) Leq, denotes the frequency weighting in the measurement of noise and corresponds to frequency response characteristics of the human ear.

Leq : It is an energy mean of the noise level, over a specified period.

2. Standards / Guidelines for control of Noise Pollution from Stationary Diesel Generator (DG) Sets.

(A) Noise Standards for DG sets (15-500 KVA)

The total sound power level, L_w of a DG set should be less than, $94 + 10 \log_{10} (KVA)$, dB(A), at the manufacturing stage, where, KVA is the nominal power rating of a DG set. This level should fall by 5 dB(A) every five years, till 2007, i.e. in 2002 and then in 2007

(B) Mandatory acoustic enclosure/acoustic treatment of room for stationary DG sets (5KVA and above).

Noise from the D.G. Set should be controlled by providing an acoustic enclosure or by treating the room acoustically.

The acoustic enclosure / acoustic treatment of the room should be designed for minimum 25 dB (A) Insertion Loss or for meeting the ambient noise standards, whichever is on the higher side (if the actual ambient noise is on the higher side, it may not be possible to check the performance of the acoustic enclosure/acoustic treatment. Under such circumstances, the performance may be checked for noise reduction upto actual ambient noise level, preferably in the night time). The measurement for Insertion Loss may be done at different points at 0.5 m from the acoustic enclosure/room, and then averaged.

The DG set should also be provided with proper exhaust muffler with insertion loss of minimum 25dB (A).

- A. (C) **Guidelines for the manufacturers/users of DG sets (5 KVA and above).**
01. The manufacturer should offer to the user a standard acoustic enclosure of 25 dB(A) Insertion Loss and also a suitable exhaust muffler, with Insertion Loss of 25 dB(A).
 02. The user should make efforts to bring down the noise levels due to the D.G. set, outside his premises, within the ambient noise requirements by proper siting and control measures.
 03. The manufacturer should furnish noise power levels of the unsilenced DG sets as per standards prescribed under (A).
 04. The total sound power level of a D.G. set, at the user's end, shall be within 2 dB(A) of the total sound power level of the DG set, at the manufacturing stage as prescribed under (A).
 05. Installation of a DG set must be strictly in compliance with the recommendations of the DG set manufacturer.
 06. A proper routine and preventive maintenance procedure for the DG set should be set and followed in consultation with the DG set manufacturer, which would help to prevent noise levels of the DG set from deteriorating with use.

3. Noise Level Standards for Coal Washeries

Operational / Working Zone -- not to exceed 85 dB(A) Leq for 8 hours exposure.

The Ambient Air Quality Standards in respect of noise as notified under Environment (Protection) Rules, 1986 shall be followed at the boundary line of the coal washery.

Code of Practice of Coal Washery

Water or Water mixed chemical shall be sprayed at all strategic coal transfer points such as conveyors, loading/unloading points etc. As far as practically possible conveyors, transfer points etc. shall be provided with enclosures.

- * The crushers/pulverizers of the coal washeries shall be provided with enclosures, fitted with suitable air pollution control measures and finally emitted through a stack of minimum height of 30m, conforming particulate matter emission standards of 150 mg/Nm³ or provided with adequate water sprinkling arrangement.
- * Water sprinkling by using fine atomizer nozzles arrangement shall be provided on the coal heaps and on land around the crushers/pulverisers.
- * Area, in and around the coal washery shall be pucca either asphalted or concreted.
- * Water consumption in the coal washery shall not exceed 1.5 cubic meter per tonne of coal.
- * The efficiency of the settling ponds of the waste water treatment system of the coal washery shall not be less than 90%.
- * Green belt shall be developed along the road side, coal handling plants, residential complex, office building and all around the boundary line of the coal washery.
- * Storage bunkers, hoppers, rubber decks in chutes and centrifugal chutes shall be provided with proper rubber linings.

* Vehicles movement in the coal washery area shall be regulated effectively to avoid traffic congestion. High pressure horn shall be prohibited. Smoke emission from heavy duty vehicle operating in the coal washeries should conform the standards prescribed under Motor Vehicle Rules, 1989.

4. Noise Standards for fire-crackers

- A.(i) The manufacturer, sale or use of fire-crackers generating noise level exceeding 125 dB(A) or 145 dB(C)_{pk} at 4 meters distance from the point of bursting shall be prohibited.
- (ii) For individual fire-cracker constituting the series (joined fire crackers), the above mentioned limit be reduced by $5 \log_{10} (N)$ dB, where N=Number of crackers joined together.
- B. The broad requirements for measurement of noise from fire-crackers shall be-
- (i) The measurements shall be made on a hard concrete surface of minimum 5 meter diameter or equivalent.
- (ii) The measurement shall be made in free field conditions i.e., there shall not be any reflecting surface upto 15 meter distance from the point of bursting.
- (iii) The measurement shall be made with an approved sound level meter.
- C. The Department of Explosives shall ensure implementation of these standards.

5. Noise Limits for Generator Sets run with diesel

Noise limit for diesel generator sets (upto 1000 KVA) manufactured on or after 1st July, 2003

The maximum permissible sound pressure level for new diesel generator (DG) sets with rated capacity upto 1000 KVA, manufactured on or after the 1st July, 2003 shall be 75 dB(A) at 1 meter from the enclosure surface.

The diesel generator sets should be provided with integral acoustic enclosure at the manufacturing stage itself.

The implementation of noise limit for these diesel generator sets shall be regulated as given in below mentioned paragraph.

Requirement of certification

Every manufacturer of engine or every importer of engine or product must have valid certificates of Type Approval and certificates of Conformity of Production for each year, for all engine models being manufactured or for all engines or product models being imported, after the effective date with the emission limit as specified in earlier paragraph.

6. (1) Noise limits for vehicles applicable at manufacturing stage
from the year, 2003.

Sr.No.	Type of Vehicle	Noise Limits dB(A)	Date Implementation of
(1)	(2)	(3)	(4)
1.	Two Wheeler		1 st January, 2003
	Displacement upto 80 cm ³	75	
	Displacement more than 80 cm ³ but upto 175 cm ³	77	
	Displacement more than 175 cm ³	89	
2.	Three Wheeler		1 st January, 2003
	Displacement upto 175 cm ³	77	
	Displacement more than 175 cm ³	80	
3.	Passenger Car	75	1 st January, 2003
4.	Passenger or Commercial Vehicles		1 st July, 2003
	Gross vehicle weight upto 4 tonnes	80	
	Gross vehicle weight more than 4 tonnes but upto 12 tonnes	83	
	Gross vehicle weight more than 12 tonnes	85	

(2) Noise Limits for vehicles at manufacturing stage applicable on and from 1st April, 2005

Sr.No.	Type of vehicles	Noise Limits
1.0	Two Wheelers	
1.1	Displacement upto 80 cc	75
1.2	Displacement more than 80 cc but upto 175 cc	77
1.3	Displacement more than 175 cc	80
2.1	Three Wheelers	
2.1	Displacement upto 175 cc	77
2.2	Displacement more than 175 cc	80
3.0	Vehicles used for the carriage of passengers and capable of having not more than nine seats, including the driver's seat	74
4.0	Vehicles used for the carriage of passengers having more than nine seats including the driver's seat and a maximum Gross Vehicle Weight (GVW) of more than tonnes	
4.1	With an engine power less than 150KW	78
4.2	With an engine power of 150 KW or above	80
5.0	Vehicles used for the carriage of passengers having more than nine seats including the driver's seat: Vehicle used for the carriage of goods.	
5.1	With a maximum GVW not exceeding 2 tonnes	76
5.2	With a maximum GVW greater than 3 tonnes but not exceeding 3.5 tonnes	77
6.0	Vehicles used for the transport of goods with a maximum GVW exceeding 3.5 tonnes	
6.1	With an engine power less than 75 KW	77
6.2	With an engine power of 75 KW or above but less than 150KW	78
6.3	With an engine power of 150 KW or above	80

7. Noise Standards Part E:-

A. Noise limits for Automobiles (Free Field Distance at 7.5 meter in dB(A) at the manufacturing stage.

(a)	Motorcycle, Scooters and Three Wheelers	80
(b)	Passenger Cars	82
(c)	Passenger or Commercial vehicles upto 4 MT	85
(d)	Passenger or Commercial vehicles above 4 MT and Upto 12 MT	89
(e)	Passenger or Commercial vehicles exceeding 12 MT	91

B. Domestic appliances and construction equipments at the manufacturing stage to be achieved by 31st December, 1993.

(a)	Window Air Conditioners of 1 ton to 1.5 ton	68
(b)	Air Coolers	60
(c)	Refrigerators	46
(d)	Diesel generator of domestic purposes	85-90
(e)	Compactors (rollers), Front Loaders, Concrete Mixers, Cranes (moveable), Vibrators and Saws	75

ANNEXURE III

Annexure III - Noise Levels during Ganesh Festival for last 2 years in different cities of Maharashtra

		2-Sep-19	22-Aug-20	3-Sep-19	23-Aug-20	6-Sep-19	26-Aug-20	8-Sep-19	28-Aug-20	12-Sep-19	1-Sep-20
City	Location name (details)	Leq	Leq	Leq	Leq	Leq	Leq	Leq	Leq	Leq	Leq
Mumbai	Andheri	77.2	72.8	74.3	68.7	76.3	69.5	82.2	73.4	84.1	72.6
Mumbai	Bandra	72.3	72.6	90.3	68.8	72.6	70.5	77.6	73.5	75.5	71.0
Mumbai	Bhandup	65.2	68.0	80.8	60.6	78.5	71.8	82.7	69.9	78.7	69.7
Mumbai	Borivali	73.7	75.9	82.7	72.0	63.8	69.0	83.0	73.1	94.8	72.0
Mumbai	Byculla	78.1	69.2	85.7	68.8	71.8	72.4	74.0	68.9	88.8	74.0
Mumbai	Chembur (East)	74.2	68.6	67.0	69.8	67.4	72.3	77.4	70.9	74.7	73.8
Mumbai	Chembur (West)	79.1	68.1	76.1	71.0	87.8	70.2	73.8	72.7	77.9	73.3
Mumbai	Chinchpokali (E)	76.1	68.4	61.3	70.2	72.6	71.3	73.7	71.5	89.6	73.2
Mumbai	Chinchpokali (W)	69.9	72.1	70.8	70.1	85.1	69.0	77.1	72.5	93.1	72.5
Mumbai	Dadar (East)	70.2	68.0	70.2	65.5	74.0	70.8	79.1	69.1	82.0	71.8
Mumbai	Dadar (West)	77.6	72.0	67.7	71.2	66.9	68.4	82.4	72.9	76.8	71.3

		2-Sep-19	22-Aug-20	3-Sep-19	23-Aug-20	6-Sep-19	26-Aug-20	8-Sep-19	28-Aug-20	12-Sep-19	1-Sep-20
City	Location name (details)	Leq	Leq	Leq	Leq	Leq	Leq	Leq	Leq	Leq	Leq
Mumbai	Elphinstone	71.5	66.8	75.0	70.3	74.5	70.6	84.1	70.9	75.7	71.0
Mumbai	Ghatkopar	76.7	58.5	79.4	71.9	76.2	71.9	78.8	70.9	75.9	70.8
Mumbai	Girgaon Chowpati	74.3	73.8	82.0	72.1	73.3	71.4	82.6	71.4	75.1	73.4
Mumbai	Grant Road	76.1	71.3	78.4	64.0	74.7	68.5	81.6	61.9	73.5	71.9
Mumbai	Juhu Chowpati	74.7	75.4	77.1	71.2	79.6	68.8	79.1	72.1	75.6	73.2
Mumbai	Kandivali (East)	64.5	73.9	78.0	69.2	77.7	67.6	76.6	72.9	70.9	71.9
Mumbai	Kandivali (W)	63.3	74.9	76.9	68.3	84.4	73.6	78.3	70.8	74.3	72.1
Mumbai	Khar	71.9	72.9	69.1	71.0	81.6	64.5	80.2	69.8	74.2	71.5
Mumbai	Mulund	71.9	59.7	76.0	70.5	79.6	71.6	81.9	73.0	68.6	70.9
Mumbai	Mumbai Central	68.6	67.7	69.7	70.0	76.9	70.8	59.1	68.9	69.6	71.9
Mumbai	Parel	82.4	68.0	73.6	71.5	93.1	74.6	70.2	66.6	69.7	74.3

		2-Sep-19	22-Aug-20	3-Sep-19	23-Aug-20	6-Sep-19	26-Aug-20	8-Sep-19	28-Aug-20	12-Sep-19	1-Sep-20
City	Location name (details)	Leq	Leq	Leq	Leq	Leq	Leq	Leq	Leq	Leq	Leq
Mumbai	Santacruz (East)	89.5	72.1	68.2	67.2	77.0	72.4	69.7	70.1	71.9	71.8
Mumbai	Vikhroli	79.7	68.6	76.2	70.1	78.5	68.9	79.8	70.1	77.1	71.1
Mumbai	Wadala	77.4	73.3	78.5	71.4	80.1	67.8	73.0	72.0	77.5	71.3
Navi Mumbai	Airoli	82.0	67.4	74.0	60.0	77.6	72.1	67.4	71.5	77.6	73.7
Navi Mumbai	CBD Belapur	82.6	70.0	83.2	53.3	73.3	69.9	70.0	73.7	71.7	72.2
Navi Mumbai	Kopar Khairane	81.1	67.0	81.5	70.4	74.7	70.4	67.0	75.1	74.4	71.4
Navi Mumbai	Uran	82.6	70.8	82.3	63.4	65.6	64.9	70.8	73.9	65.6	71.8
Navi Mumbai	Vashi	75.0	69.2	81.4	70.5	70.0	73.0	69.9	71.5	69.7	72.3
Thane	Gokhale Road	70.6	65.3	75.6	63.8	77.7	60.0	75.5	72.7	76.3	73.9

		2-Sep-19	22-Aug-20	3-Sep-19	23-Aug-20	6-Sep-19	26-Aug-20	8-Sep-19	28-Aug-20	12-Sep-19	1-Sep-20
City	Location name (details)	Leq	Leq	Leq	Leq	Leq	Leq	Leq	Leq	Leq	Leq
Thane	Jambli Naka	70.8	65.5	86.2	71.8	74.4	70.1	80.8	72.7	82.6	73.6
Thane	Main Road	75.4	65.4	89.6	67.4	74.3	69.2	75.9	71.9	80.0	71.3
Thane	Wagle Estate	65.5	55.7	90.5	67.9	84.9	71.1	74.9	69.5	78.1	70.6
Thane	Court Naka	75.0	57.8	74.2	66.1	62.4	72.0	74.4	70.1	75.0	69.5
Thane	Mental Hospital	66.2	55.3	70.8	58.2	61.3	68.7	71.9	68.5	62.1	58.7
Thane	Bedekar Hospital	67.2	65.8	74.7	74.0	71.5	68.2	70.7	68.4	62.1	68.5
Thane	Kalwa	53.9	61.4	74.0	66.9	93.7	72.5	67.5	62.4	71.6	67.2
Pune	Shivaji Nagar	81.2	75.7	77.6	71.6	68.7	72.5	65.7	62.9	73.4	72.2
Pune	Karve Road	84.9	76.2	76.5	75.7	79.5	75.2	83.4	76.5	96.6	72.7
Pune	Swar Gate	83.5	76.1	77.9	73.3	81.2	72.3	86.9	71.4	85.3	67.3

		2-Sep-19	22-Aug-20	3-Sep-19	23-Aug-20	6-Sep-19	26-Aug-20	8-Sep-19	28-Aug-20	12-Sep-19	1-Sep-20
City	Location name (details)	Leq	Leq	Leq	Leq	Leq	Leq	Leq	Leq	Leq	Leq
Pune	Satara Road	76.4	73.3	76.4	69.9	79.2	72.5	80.6	69.5	89.7	68.9
Pune	Shaniwar Peth	74.4	73.2	76.8	76.2	71.9	64.9	81.0	71.3	78.1	76.2
Pune	Yerawada	84.4	79.7	79.5	65.3	80.6	62.4	78.5	61.5	89.6	74.6
Pune	Laxmi Road	84.3	74.1	76.7	69.1	76.2	71.4	82.7	70.1	92.8	75.0
Pune	Kothrud	83.1	55.9	77.2	72.6	77.7	72.5	80.4	77.0	88.3	72.8
Pune	Mahatma Phule Madai	78.5	69.2	81.1	76.4	71.5	76.5	81.4	65.9	86.6	69.5
Pune	Sarus Baug	74.1	68.6	77.8	73.7	76.8	76.1	77.8	73.1	85.7	71.6
Pune	Hadapsar	80.7	73.1	75.3	64.7	78.1	72.1	82.5	72.4	80.3	73.1
Pune	Parvati	73.8	68.0	68.5	61.3	73.0	64.1	74.6	63.9	88.1	69.6
Pune	Koregaon Park	65.0	62.7	77.1	67.0	80.0	59.0	76.6	60.3	78.0	60.5
Pune	Khadaki	75.8	73.8	67.1	70.7	70.1	65.8	78.1	63.8	79.7	69.4

[illegible]

		2-Sep-19	22-Aug-20	3-Sep-19	23-Aug-20	6-Sep-19	26-Aug-20	8-Sep-19	28-Aug-20	12-Sep-19	1-Sep-20
City	Location name (details)	Leq	Leq	Leq	Leq	Leq	Leq	Leq	Leq	Leq	Leq
Aurangabad	Gulmandi	81.1	68.3	83.2	65.4	75.7	65.2	78.2	63.9	98.7	69.4
Aurangabad	City Chowk	77.7	65.7	76.3	63.5	73.7	64.3	75.1	61.2	96.5	68.7
Aurangabad	Kranti Chowk	73.0	66.1	79.2	65.5	77.4	66.7	78.7	67.6	80.9	69.3
Aurangabad	CIDCO Residential	61.8	46.8	58.4	47.9	68.3	52.0	69.3	51.8	76.9	51.3
Aurangabad	Usmanpura	66.1	61.0	62.7	59.2	67.5	61.2	70.8	61.8	76.3	64.7
Nagpur	Ramdaspath (KRIMS Hospital) / (Sonegaon lake on - 23.09.2018/ 01.09.2020)	78.4	61.7	62.8	60.5	64.2	64.6	64.3	60.7	65.9	71.6
Nagpur	Cotton Market (Jayshree Talkies) / (Gandhisagar on - 23.09.2018/ 01.09.2020)	62.6	63.9	67.4	64.1	71.1	66.4	73.7	64.3	82.2	72.6
Nagpur	Golibar Chauk / (Futala lake on - 23.09.2018/ 01.09.2020)	78.8	71.8	72.8	64.7	74.3	65.8	72.2	57.7	75.2	65.6
Nagpur	Reshimbag (Saraswati Vidyalaya) / (Sakkardara lake on - 23.09.2018/ 01.09.2020)	76.2	60.6	75.0	62.6	76.0	64.4	74.0	63.6	73.8	77.3
Nagpur	Gandhiputala (Taori TV Showroom) / (Naik lake on - 23.09.2018/ 01.09.2020)	81.6	68.5	71.9	64.2	72.9	67.1	73.1	66.8	78.7	69.8

		2-Sep-19	22-Aug-20	3-Sep-19	23-Aug-20	6-Sep-19	26-Aug-20	8-Sep-19	28-Aug-20	12-Sep-19	1-Sep-20
City	Location name (details)	Leq	Leq	Leq	Leq	Leq	Leq	Leq	Leq	Leq	Leq
Kalyan	Khadakpada Chawk	78.5	65.1	78.7	71.5	88.8	66.0	75.2	69.7	83.2	71.4
Kalyan	Shivaji Chawk	86.6	71.6	78.6	68.4	75.3	63.4	74.2	71.9	84.3	76.2
Kalyan	Ulhasnagar Station	86.0	69.3	80.0	65.0	82.7	70.7	72.0	74.3	72.2	73.9
Amaravati	Bhudhwara	75.0	64.1	75.0	65.5	69.4	66.8	70.5	66.1	70.0	67.7
Amaravati	Rajkamal Square	85.1	68.2	71.8	68.5	71.0	68.5	73.7	67.0	75.0	68.9
Amaravati	Irvin Hospital Square	62.9	61.7	66.6	62.1	59.2	62.9	59.8	61.7	63.6	63.2
Jalgaon	Subhash Chowk	82.0	69.8	77.7	68.1	75.3	67.5	73.6	72.3	86.5	66.5
Jalgaon	Shashtri Tower Chowk	81.8	72.0	78.9	70.9	76.0	71.7	75.9	74.5	89.3	68.0

		2-Sep-19	22-Aug-20	3-Sep-19	23-Aug-20	6-Sep-19	26-Aug-20	8-Sep-19	28-Aug-20	12-Sep-19	1-Sep-20
City	Location name (details)	Leq	Leq	Leq	Leq	Leq	Leq	Leq	Leq	Leq	Leq
Jalgaon	Shanipeth Police Station	59.1	58.9	65.8	56.1	65.8	58.5	64.0	58.1	64.1	59.0
Kolhapur	Rajaram Puri	84.0	66.3	78.6	64.9	73.4	71.6	77.2	71.8	71.0	68.4
Kolhapur	Mahalaxmi Mandir	75.9	63.5	82.5	68.4	74.9	70.4	80.8	70.7	87.9	68.4
Kolhapur	Khas Baug Maidan	90.6	70.8	80.5	71.8	72.2	69.7	81.2	70.1	90.1	73.1
Sangli	Miraj Market	80.8	76.0	72.6	71.3	79.9	71.7	79.4	71.6	97.5	71.9
Sangli	Vishram Baug Chawk	73.1	71.7	71.6	67.2	78.9	69.5	78.1	69.8	74.2	72.4
Sangli	Gandhi Putala	73.2	69.8	70.0	65.2	80.2	69.7	80.2	69.8	75.1	71.2
Mira-Bhyander	Bhakti Vedant Hospital, Tenkar pada	69.3	62.0	70.0	58.9	69.5	71.0	70.0	60.9	73.2	76.5

[illegible]

		2-Sep-19	22-Aug-20	3-Sep-19	23-Aug-20	6-Sep-19	26-Aug-20	8-Sep-19	28-Aug-20	12-Sep-19	1-Sep-20
City	Location name (details)	Leq	Leq	Leq	Leq	Leq	Leq	Leq	Leq	Leq	Leq
Bhiwandi-Nizampur	Dhamankar Naka	77.8	62.8	80.8	71.5	75.6	73.9	83.7	70.4	81.4	73.3
Bhiwandi-Nizampur	Indira Gandhi Memorial Hospital	77.1	57.3	74.3	63.2	83.2	77.6	69.7	72.7	83.3	66.4
Bhiwandi-Nizampur	Shelar Near Nadi naka	77.0	68.5	77.9	71.6	73.7	80.2	82.6	69.3	70.0	73.7
Chandrapur	Govt. Medical College & Hospital, Chandrapur	67.0	61.3	66.9	60.5	68.0	62.3	70.8	65.9	74.5	62.7
Chandrapur	Gandhi Square, Municipal Corporation, Chandrapur	72.8	62.4	69.8	63.0	70.6	63.1	68.5	64.0	95.0	64.3
Chandrapur	Jatpura Gate	75.8	77.6	69.2	74.1	70.3	70.8	75.9	68.3	87.8	69.0
Nanded-Waghala	Ganesh Nagar	80.2	64.8	78.5	63.6	73.1	64.2	76.5	63.8	76.3	66.5
Nanded-Waghala	Shivaji Nagar	81.5	65.4	76.9	63.3	72.9	64.0	77.4	62.4	85.0	63.6
Nanded-Waghala	Shree Guru Govindsing Govt. Medical College & Hospital	82.5	66.5	77.8	63.4	74.7	63.8	77.9	62.9	81.7	66.7

		2-Sep-19	22-Aug-20	3-Sep-19	23-Aug-20	6-Sep-19	26-Aug-20	8-Sep-19	28-Aug-20	12-Sep-19	1-Sep-20
City	Location name (details)	Leq	Leq	Leq	Leq	Leq	Leq	Leq	Leq	Leq	Leq
Ahmednagar	Kotala Chawk	80.5	63.5	73.6	62.8	75.3	62.6	72.1	62.4	73.7	65.1
Ahmednagar	Chitale Road	77.4	65.8	72.4	63.5	74.7	63.1	72.0	63.3	74.0	65.3
Ahmednagar	Old Bus Stand	79.6	62.8	72.7	62.4	71.5	62.9	71.0	62.2	72.3	65.5
Dhule	Agrasen Chawk	80.4	68.7	73.6	68.6	71.8	67.9	71.8	67.3	75.3	67.0
Dhule	Fulwala Chawk	79.1	64.0	71.0	64.1	71.4	63.9	71.1	64.0	74.0	66.0
Dhule	Santoshi Mata Chawk	80.9	64.3	72.1	63.6	71.4	64.3	72.2	63.3	72.7	63.8
Malegaon	Mosampur	79.6	67.6	70.5	66.3	71.8	66.2	70.7	66.2	74.5	66.7
Malegaon	Satana Naka	80.4	66.3	69.9	65.1	71.2	64.1	70.6	62.3	72.9	66.3

		2-Sep-19	22-Aug-20	3-Sep-19	23-Aug-20	6-Sep-19	26-Aug-20	8-Sep-19	28-Aug-20	12-Sep-19	1-Sep-20
City	Location name (details)	Leq	Leq	Leq	Leq	Leq	Leq	Leq	Leq	Leq	Leq
Malegaon	Malegaon Camp	78.4	69.4	70.4	67.7	71.9	67.2	69.8	65.7	75.2	67.1
Pimpri-Chinchwad	Chaphekar Chawk,	73.2	67.2	77.1	66.7	80.5	70.8	78.0	71.3	97.5	66.9
Pimpri-Chinchwad	Shanti Nagar	76.0	64.8	73.9	65.9	77.3	73.3	74.0	68.7	74.2	71.9
Pimpri-Chinchwad	Bosari Gaonthan	71.6	64.5	78.2	67.7	74.4	64.6	77.6	66.4	75.1	65.1
Parbhani	Shivaji Chawk, Parbhani	85.2	67.8	78.2	63.7	76.9	65.0	75.5	63.5	88.5	67.0
Parbhani	Shivaji Maharaj Putala	80.9	68.5	79.3	65.2	78.5	66.8	77.1	65.0	82.0	65.6
Parbhani	Raigad Corner, Jintur road	75.7	62.6	76.7	62.6	72.9	64.2	69.3	64.1	78.4	64.4
Latur	Ganjgolai	85.0	68.0	79.8	66.3	77.1	67.5	76.0	66.5	81.4	65.7

		2-Sep-19	22-Aug-20	3-Sep-19	23-Aug-20	6-Sep-19	26-Aug-20	8-Sep-19	28-Aug-20	12-Sep-19	1-Sep-20
City	Location name (details)	Leq	Leq	Leq	Leq	Leq	Leq	Leq	Leq	Leq	Leq
Latur	Kesharaj High school	77.4	66.8	71.9	65.1	71.7	64.1	70.8	62.9	77.0	65.5
Latur	Aadarsh Colony	80.4	66.0	72.6	65.2	73.7	66.3	71.3	64.8	85.5	65.9
Akola	Collector Office	73.4	67.7	72.2	60.9	70.2	67.8	72.4	72.5	74.4	70.7
Akola	Civil line Chawk / Ratanlal plot	77.2	69.2	73.8	62.7	72.1	69.5	74.1	71.0	76.2	70.5
Akola	City Kotawali Chawk near police station	79.4	69.5	76.3	65.1	74.2	73.6	76.4	77.0	81.4	74.1
Solapur	Balives	96.6	60.5	97.1	58.2	93.5	62.5	92.1	57.8	84.9	58.2
Solapur	Ashok Chowk	93.0	71.4	95.0	67.6	92.6	59.5	76.6	63.6	88.3	61.3
Solapur	Hotgi and Vijapur road	94.9	53.7	87.8	58.4	92.7	58.4	89.1	55.9	88.3	57.0
Solapur	Saat Rastta Railway Station	85.5	48.1	92.5	52.0	89.7	53.1	83.9	57.9	88.8	56.4

[illegible]

ANNEXURE IV

**Annexure IV - Hourly Noise Levels on 22nd, 23rd,
26th 28th August & 1st September 2020 during
Ganesh Festival at different locations in
Maharashtra**

		22-Aug-20	22-Aug-20	22-Aug-20	22-Aug-20	22-Aug-20	22-Aug-20			
		Saturday	Saturday	Saturday	Saturday	Saturday	Saturday	Max	Min	Leq
City	Location name (details)	18:00-19:00	19:00-20:00	20:00-21:00	21:00-22:00	22:00-23:00	23:00-24:00			
Mumbai	Andheri - Azad Nagar, Sarvajanik Utsav Samiti Sr. 2, Vir Desai Marg, Andheri (W)-Sr.J.B.B.S.D.540	69.6	71.6	70.6	72.2	77.1	70.8	77.1	69.6	72.8
Mumbai	Bandra - Sarvajanik Ganeshutsav Mandal-Sr.A2329, S.V. Road, Bandra (W)	69.6	72.1	73.8	74.7	72.5	71.0	74.7	69.6	72.6
Mumbai	Bhandup - Jay Bajrang Mitra Mandal (Bhandup Samrat), Bhandup Station Rd (W)	71.0	69.4	69.3	64.0	60.4	66.1	71.0	60.4	68.0
Mumbai	Borivali - Manav Mitra Mandal, L.T. Road, Borivali (W), Mumbai - 400092	70.6	72.5	81.2	73.4	75.9	71.4	81.2	70.6	75.9
Mumbai	Byculla - Sarvajanik Ganeshutsav mandal, Dr. Ambedkar Marg, Byculla (E)	64.1	65.5	71.0	72.5	70.0	66.0	72.5	64.1	69.2
Mumbai	Chembur (East) - Near Ashish Talao / Ashish Theatre	63.5	69.5	72.0	68.8	68.3	63.0	72.0	63.0	68.6
Mumbai	Chembur (West) - Sahyadri Krida Mandal Tilak Nagar, Chembur	60.0	70.4	72.0	67.8	66.0	60.4	72.0	60.0	68.1
Mumbai	Chinchpokali (E) - Lalbaug Raja Sarvajanik Ganeshutsav Mandal	71.1	70.6	71.6	60.3	55.0	61.0	71.6	55.0	68.4
Mumbai	Chinchpokali (W) - Parsiwadi Mitra Mandal, Auther Road Naka, Sarvajanik Ganeshutsav Mandal	68.2	72.1	72.7	74.3	71.6	71.3	74.3	68.2	72.1
Mumbai	Dadar (East) - Khodadad Circle, Dadar TT	59.7	68.0	70.0	72.0	63.0	64.0	72.0	59.7	68.0

		22-Aug-20	22-Aug-20	22-Aug-20	22-Aug-20	22-Aug-20	22-Aug-20			
		Saturday	Saturday	Saturday	Saturday	Saturday	Saturday	Max	Min	Leq
City	Location name (details)	18:00-19:00	19:00-20:00	20:00-21:00	21:00-22:00	22:00-23:00	23:00-24:00			
Mumbai	Dadar (West) - Sai Ganesh Sadan, Senapati Bapat Marg, Sarvajanik Ganeshutsav Mandal, Sunder Nagar	63.4	73.0	78.0	68.0	65.0	53.0	78.0	53.0	72.0
Mumbai	Elphinstone - Shiv Sai Sarvajanik Ganeshutsav Mandal, B.M. Marg, Elphinstone Road, Mumbai - 13.	55.8	66.0	67.0	72.0	64.0	59.0	72.0	55.8	66.8
Mumbai	Ghatkopar - Amar Mitra Mandal, Tilak nagar, Ghatkopar (E)	64.2	59.7	55.1	52.9	50.7	49.7	64.2	49.7	58.5
Mumbai	Girgaon Chowpati - Akhil Chowpati Bhirvi Lane, Sarvajanik Ganeshutsav Mandal, Mumbai - 400 006	69.6	73.2	77.6	65.9	73.4	74.9	77.6	65.9	73.8
Mumbai	Grant Road - Saltar Road Sarvjanik Ganeshutsav Mandal, Grant Road (W), Mumbai.	71.1	72.4	72.3	74.2	66.6	65.2	74.2	65.2	71.3
Mumbai	Juhu Chowpati - Om Kareshver Shiv Mandir (Trust), Fort Juhu Choupati	70.0	75.4	78.4	73.6	77.5	72.2	78.4	70.0	75.4
Mumbai	Kandivali (East) - Thakur Village	73.2	73.8	74.0	68.6	72.0	77.3	77.3	68.6	73.9
Mumbai	Kandivali (W) - Balla Mitra Mandal, Behind Poisur Depot, Nr Ganesh Medics, Kandivali (W)	71.9	72.7	74.5	77.5	75.2	75.3	77.5	71.9	74.9
Mumbai	Khar - Sarvajanik Ganeshutsav Mandal Sr. 1441-34/35, Sharma Building, 4th Road, Opp. Khar Police Station(W)	66.0	71.6	73.8	73.8	73.0	75.0	75.0	66.0	72.9
Mumbai	Mulund - Sargam Mitra Mandal R.H.B. Road, Mumbai - 400 080	63.7	63.8	54.7	53.9	50.1	52.0	63.8	50.1	59.7

		22-Aug-20	22-Aug-20	22-Aug-20	22-Aug-20	22-Aug-20	22-Aug-20			
		Saturday	Saturday	Saturday	Saturday	Saturday	Saturday	Max	Min	Leq
City	Location name (details)	18:00-19:00	19:00-20:00	20:00-21:00	21:00-22:00	22:00-23:00	23:00-24:00			
Mumbai	Mumbai Central - Belasis Road, B.I.T. Chawl, Mumbai Central, Mumbai - 400 008	73.0	69.4	67.3	59.6	58.0	49.6	73.0	49.6	67.7
Mumbai	Parel - Sarvajanik Ganeshutsav Mandal Bal Gopal Mandal Parel (W), Tata Mill Compound, Parel	73.2	71.4	63.1	57.3	56.3	51.1	73.2	51.1	68.0
Mumbai	Santacruz (East) - Milan Subway, Neet & Geet Society	70.3	73.3	74.9	70.9	70.6	70.1	74.9	70.1	72.1
Mumbai	Vikhroli - Balmitra Kala Mandal, Vijay House, Vikhroli Station Rd, Vikhroli (W)	74.2	70.1	65.6	62.9	58.7	55.6	74.2	55.6	68.6
Mumbai	Wadala - G.B.S. Sarvajanik Ganeshutsav Mandal, Shree Ram Mandir, Before Wadala Depot Signal	71.6	73.0	69.8	76.5	74.4	71.1	76.5	69.8	73.3
Navi Mumbai	Airoli - Traffic Police Chouki (before Mulund Airoli Bridge)	71.8	69.7	69.1	55.4	51.2	52.3	71.8	51.2	67.4
Navi Mumbai	CBD Belapur - MGM Hospital Chowk, Near Police Chowki	75.9	72.4	63.8	59.7	53.7	50.4	75.9	50.4	70.0
Navi Mumbai	Kopar Khairane - Sector-10, D-Mart Main Road	72.6	69.1	63.5	59.8	55.7	53.4	72.6	53.4	67.0
Navi Mumbai	Uran - Ganpati Chowk	78.0	68.7	59.9	55.3	53.8	52.1	78.0	52.1	70.8

		22-Aug-20	22-Aug-20	22-Aug-20	22-Aug-20	22-Aug-20	22-Aug-20			
		Saturday	Saturday	Saturday	Saturday	Saturday	Saturday	Max	Min	Leq
City	Location name (details)	18:00-19:00	19:00-20:00	20:00-21:00	21:00-22:00	22:00-23:00	23:00-24:00			
Navi Mumbai	Vashi - Shivaji Chowk Near Bus Depot	75.0	71.8	63.8	57.3	52.1	49.9	75.0	49.9	69.2
Thane	Gokhale Road-Malhar Cinema	69.2	67.4	65.4	63.2	58.6	53.3	69.2	53.3	65.3
Thane	Jambli Naka- Lake immersion Point	67.4	70.0	66.0	60.6	57.4	53.7	70.0	53.7	65.5
Thane	Main Road- Gaondevi Mandir, Naupada	68.5	68.2	64.0	64.8	61.2	57.2	68.5	57.2	65.4
Thane	Wagle Estate- Raila Devi Lake	60.2	56.3	54.3	52.2	50.0	53.0	60.2	50.0	55.7
Thane	Court Naka	62.5	59.3	56.2	54.6	50.3	51.0	62.5	50.3	57.8
Thane	Mental Hospital	60.9	52.0	50.8	55.0	49.8	51.0	60.9	49.8	55.3
Thane	Bedekar Hospital	69.8	70.8	55.9	53.7	49.7	55.0	70.8	49.7	65.8
Thane	Kalwa- Chatarpati Shivaji Maharaj Hospital	68.3	59.1	54.3	51.9	49.8	52.0	68.3	49.8	61.4

		22-Aug-20	22-Aug-20	22-Aug-20	22-Aug-20	22-Aug-20	22-Aug-20			
		Saturday	Saturday	Saturday	Saturday	Saturday	Saturday	Max	Min	Leq
City	Location name (details)	18:00-19:00	19:00-20:00	20:00-21:00	21:00-22:00	22:00-23:00	23:00-24:00			
Pune	Shivaji Nagar (Sakhar Sankul)	79.8	78.9	75.8	65.1	68.2	57.7	79.8	57.7	75.7
Pune	Karve Road (Nul stop)	78.3	77.9	77.1	75.4	75.3	63.9	78.3	63.9	76.2
Pune	Swar Gate (Tilak Road)	75.3	76.9	80.1	76.2	71.8	64.7	80.1	64.7	76.1
Pune	Satara Road (Balaji Nagar)	69.5	71.5	76.8	77.3	64.3	62.1	77.3	62.1	73.3
Pune	Shaniwar Peth (Shanivar Wada)	73.9	76.9	75.5	68.9	69.2	61.1	76.9	61.1	73.2
Pune	Yerawada (Near Gunjan Theatre)	77.0	86.3	78.9	66.2	64.6	56.4	86.3	56.4	79.7
Pune	Laxmi Road (Shagun Chowk)	69.3	75.3	77.4	75.6	72.9	59.4	77.4	59.4	74.1
Pune	Kothrud (Near Shivaji Putala)	52.8	58.9	54.3	59.1	53.2	47.4	59.1	47.4	55.9
Pune	Mahatma Phule Madai (Near Mandai)	76.6	64.6	57.9	52.4	54.2	48.8	76.6	48.8	69.2

[illegible]

		22-Aug-20	22-Aug-20	22-Aug-20	22-Aug-20	22-Aug-20	22-Aug-20			
		Saturday	Saturday	Saturday	Saturday	Saturday	Saturday	Max	Min	Leq
City	Location name (details)	18:00-19:00	19:00-20:00	20:00-21:00	21:00-22:00	22:00-23:00	23:00-24:00			
Nashik	Nashik Road	68.0	60.0	64.0	60.0	57.0	54.0	68.0	54.0	62.9
Nashik	Panchvati	70.0	68.0	60.0	57.0	56.0	57.0	70.0	56.0	64.9
Nashik	Civil Hospital	72.0	70.0	69.0	60.0	56.0	54.0	72.0	54.0	67.7
Nashik	Trimurty Chowk	70.0	68.0	64.0	60.0	58.0	55.0	70.0	55.0	65.4
Nashik	Satpur Bus Stand	69.0	68.0	65.0	58.0	55.0	54.0	69.0	54.0	64.9
Aurangabad	Gulmandi	69.0	72.0	70.0	67.0	61.0	53.0	72.0	53.0	68.3
Aurangabad	City Chowk	67.0	69.0	68.0	64.0	58.0	50.0	69.0	50.0	65.7
Aurangabad	Kranti Chowk	68.0	69.0	67.0	65.0	61.0	58.0	69.0	58.0	66.1
Aurangabad	CIDCO Residential	50.0	48.0	47.0	45.0	43.0	43.0	50.0	43.0	46.8

		22-Aug-20	22-Aug-20	22-Aug-20	22-Aug-20	22-Aug-20	22-Aug-20			
		Saturday	Saturday	Saturday	Saturday	Saturday	Saturday	Max	Min	Leq
City	Location name (details)	18:00-19:00	19:00-20:00	20:00-21:00	21:00-22:00	22:00-23:00	23:00-24:00			
Aurangabad	Usmanpura	64.0	65.0	61.0	57.0	52.0	46.0	65.0	46.0	61.0
Nagpur	Ramdaspath (KRIMS Hospital)	58.3	65.2	65.1	59.1	56.9	56.2	65.2	56.2	61.7
Nagpur	Cotton Market (Jayshree Talkies)	62.8	68.0	65.5	60.9	59.5	59.1	68.0	59.1	63.9
Nagpur	Golibar Chauk	75.5	74.8	71.4	69.1	63.7	61.1	75.5	61.1	71.8
Nagpur	Reshimbag (Saraswati Vidyalaya)	62.8	61.1	62.3	60.0	58.3	55.8	62.8	55.8	60.6
Nagpur	Gandhiputala (Taori TV Showroom)	71.5	70.0	68.7	68.8	62.5	62.0	71.5	62.0	68.5
Kalyan	Khadakpada Chawk	71.5	64.4	60.3	54.1	50.2	60.9	71.5	50.2	65.1
Kalyan	Shivaji Chawk	69.5	71.8	77.4	65.3	66.2	58.3	77.4	58.3	71.6

[illegible]

		22-Aug-20	22-Aug-20	22-Aug-20	22-Aug-20	22-Aug-20	22-Aug-20			
		Saturday	Saturday	Saturday	Saturday	Saturday	Saturday	Max	Min	Leq
City	Location name (details)	18:00-19:00	19:00-20:00	20:00-21:00	21:00-22:00	22:00-23:00	23:00-24:00			
Kolhapur	Rajaram Puri (Near Rajaram Puri)	70.4	65.7	68.8	65.0	52.6	46.4	70.4	46.4	66.3
Kolhapur	Mahalaxmi Mandir	66.1	68.2	63.7	56.6	48.9	37.0	68.2	37.0	63.5
Kolhapur	Khas Baug Maidan (Near Khas Baug Maidan)	72.0	73.1	73.3	70.6	64.9	53.1	73.3	53.1	70.8
Sangli	Miraj Market	80.8	76.8	78.1	67.9	60.6	59.4	80.8	59.4	76.0
Sangli	Vishram Baug Chawk	74.7	75.2	71.2	66.5	67.8	62.6	75.2	62.6	71.7
Sangli	Gandhi Putala (Ganpati Peth)	70.3	72.6	72.9	67.6	64.0	59.5	72.9	59.5	69.8
Mira-Bhyander	Bhakti Vedant Hospital, Tenkar pada	69.2	57.8	51.0	51.4	51.9	53.3	69.2	51.0	62.0
Mira-Bhyander	Golden police Chawki	73.0	70.6	75.3	73.0	70.0	71.1	75.3	70.0	72.6

[illegible]

		22-Aug-20	22-Aug-20	22-Aug-20	22-Aug-20	22-Aug-20	22-Aug-20			
		Saturday	Saturday	Saturday	Saturday	Saturday	Saturday	Max	Min	Leq
City	Location name (details)	18:00-19:00	19:00-20:00	20:00-21:00	21:00-22:00	22:00-23:00	23:00-24:00			
Bhiwandi-Nizampur	Dhamankar Naka	57.6	66.2	59.1	60.4	64.5	63.2	66.2	57.6	62.8
Bhiwandi-Nizampur	Indira Gandhi Memorial Hospital	55.6	62.5	57.6	53.2	51.5	52.4	62.5	51.5	57.3
Bhiwandi-Nizampur	Shelar Near Nadi naka	71.2	70.5	65.3	71.2	61.3	54.2	71.2	54.2	68.5
Chandrapur	Govt. Medical College & Hospital, Chandrapur	62.6	62.7	60.7	62.3	59.0	59.0	62.7	59.0	61.3
Chandrapur	Gandhi Square, Municipal Corporation, Chandrapur	63.7	64.9	63.6	59.6	59.2	59.3	64.9	59.2	62.4
Chandrapur	Jatpura Gate	81.6	80.3	72.6	74.3	74.6	72.0	81.6	72.0	77.6
Nanded-Waghala	Ganesh Nagar, Municipal Corparation, Nanded	67.0	69.0	65.0	61.0	57.0	52.0	69.0	52.0	64.8
Nanded-Waghala	Shivaji Nagar	68.0	68.0	66.0	64.0	61.0	53.0	68.0	53.0	65.4

[illegible]

		22-Aug-20	22-Aug-20	22-Aug-20	22-Aug-20	22-Aug-20	22-Aug-20			
		Saturday	Saturday	Saturday	Saturday	Saturday	Saturday	Max	Min	Leq
City	Location name (details)	18:00-19:00	19:00-20:00	20:00-21:00	21:00-22:00	22:00-23:00	23:00-24:00			
Malegaon	Mosampur	72.0	68.0	69.0	65.0	60.0	58.0	72.0	58.0	67.6
Malegaon	Satana Naka	69.0	70.0	68.0	58.0	54.0	56.0	70.0	54.0	66.3
Malegaon	Malegaon Camp	70.0	74.0	70.0	68.0	56.0	55.0	74.0	55.0	69.4
Pimpri-Chinchwad	Chaphekar Chawk, Chinchwad Gaon	69.9	71.0	67.5	64.8	57.6	49.1	71.0	49.1	67.2
Pimpri-Chinchwad	Shanti Nagar (Pimri)	67.2	63.8	64.1	67.7	61.9	56.8	67.7	56.8	64.8
Pimpri-Chinchwad	Bosari Gaonthan	65.9	63.8	67.3	64.8	62.5	56.2	67.3	56.2	64.5
Parbhani	Shivaji Chawk, Parbhani	70.0	71.0	69.0	65.0	61.0	59.0	71.0	59.0	67.8
Parbhani	Shivaji Maharaj Putala, (near S.P. Office)	70.0	72.0	69.0	67.0	64.0	61.0	72.0	61.0	68.5

[illegible]

[illegible]

		23-Aug-20	23-Aug-20	23-Aug-20	23-Aug-20	23-Aug-20	23-Aug-20			
		Sunday	Sunday	Sunday	Sunday	Sunday	Sunday	Max	Min	Leq
City	Location name (details)	18:00-19:00	19:00-20:00	20:00-21:00	21:00-22:00	22:00-23:00	23:00-24:00			
Mumbai	Andheri - Azad Nagar, Sarvajanik Utsav Samiti Sr. 2, Vir Desai Marg, Andheri (W)-Sr.J.B.B.S.D.540	66.8	69.3	66.9	68.9	67.8	70.9	70.9	66.8	68.7
Mumbai	Bandra - Sarvajanik Ganeshutsav Mandal-Sr.A2329, S.V. Road, Bandra (W)	60.7	67.8	66.1	72.3	71.0	66.3	72.3	60.7	68.8
Mumbai	Bhandup - Jay Bajrang Mitra Mandal (Bhandup Samrat), Bhandup Station Rd (W)	58.4	57.0	62.0	65.0	59.0	53.1	65.0	53.1	60.6
Mumbai	Borivali - Manav Mitra Mandal, L.T. Road, Borivali (W), Mumbai - 400092	70.0	72.6	71.3	73.8	72.5	70.7	73.8	70.0	72.0
Mumbai	Byculla - Sarvajanik Ganeshutsav mandal, Dr. Ambedkar Marg, Byculla (E)	67.6	63.4	65.9	72.4	60.1	71.8	72.4	60.1	68.8
Mumbai	Chembur (East) - Near Ashish Talao / Ashish Theatre	72.7	70.6	66.4	68.4	66.8	70.4	72.7	66.4	69.8
Mumbai	Chembur (West) - Sahyadri Krida Mandal Tilak Nagar, Chembur	69.3	75.3	73.0	69.3	65.3	59.8	75.3	59.8	71.0
Mumbai	Chinchpokali (E) - Lalbaug Raja Sarvajanik Ganeshutsav Mandal	67.4	72.2	73.6	71.8	65.0	55.0	73.6	55.0	70.2
Mumbai	Chinchpokali (W) - Parsiwadi Mitra Mandal, Auther Road Naka, Sarvajanik Ganeshutsav Mandal	72.0	65.0	74.0	71.0	66.0	52.0	74.0	52.0	70.1
Mumbai	Dadar (East) - Khodadad Circle, Dadar TT	68.5	66.6	58.4	66.0	67.0	51.0	68.5	51.0	65.5

		23-Aug-20	23-Aug-20	23-Aug-20	23-Aug-20	23-Aug-20	23-Aug-20			
		Sunday	Sunday	Sunday	Sunday	Sunday	Sunday	Max	Min	Leq
City	Location name (details)	18:00-19:00	19:00-20:00	20:00-21:00	21:00-22:00	22:00-23:00	23:00-24:00			
Mumbai	Dadar (West) - Sai Ganesh Sadan, Senapati Bapat Marg, Sarvajanik Ganeshutsav Mandal, Sunder Nagar	73.6	72.5	70.7	71.4	69.6	65.3	73.6	65.3	71.2
Mumbai	Elphinstone - Shiv Sai Sarvajanik Ganeshutsav Mandal, B.M. Marg, Elphinstone Road, Mumbai - 13.	76.4	63.2	68.3	69.4	62.3	59.3	76.4	59.3	70.3
Mumbai	Ghatkopar - Amar Mitra Mandal, Tilak nagar, Ghatkopar (E)	70.9	73.1	72.5	69.9	72.5	71.7	73.1	69.9	71.9
Mumbai	Girgaon Chowpati - Akhil Chowpati Bhirvi Lane, Sarvajanik Ganeshutsav Mandal, Mumbai - 400 006	74.2	73.7	72.6	72.3	69.3	65.3	74.2	65.3	72.1
Mumbai	Grant Road - Saltar Road Sarvjanik Ganeshutsav Mandal, Grant Road (W), Mumbai.	62.6	70.0	61.7	60.1	57.8	54.0	70.0	54.0	64.0
Mumbai	Juhu Chowpati - Om Kareshver Shiv Mandir (Trust), Fort Juhu Choupati	73.6	74.6	71.3	69.6	65.3	62.5	74.6	62.5	71.2
Mumbai	Kandivali (East) - Thakur Village	72.3	73.2	68.6	65.3	59.6	52.3	73.2	52.3	69.2
Mumbai	Kandivali (W) - Balla Mitra Mandal, Behind Poisur Depot, Nr Ganesh Medics, Kandivali (W)	69.6	72.3	69.2	65.9	62.3	58.6	72.3	58.6	68.3
Mumbai	Khar - Sarvajanik Ganeshutsav Mandal Sr. 1441-34/35, Sharma Building, 4th Road, Opp. Khar Police Station(W)	68.9	70.6	73.6	69.4	72.5	68.1	73.6	68.1	71.0
Mumbai	Mulund - Sargam Mitra Mandal R.H.B. Road, Mumbai - 400 080	72.5	72.7	72.0	69.6	67.3	61.2	72.7	61.2	70.5

		23-Aug-20	23-Aug-20	23-Aug-20	23-Aug-20	23-Aug-20	23-Aug-20			
		Sunday	Sunday	Sunday	Sunday	Sunday	Sunday	Max	Min	Leq
City	Location name (details)	18:00-19:00	19:00-20:00	20:00-21:00	21:00-22:00	22:00-23:00	23:00-24:00			
Mumbai	Mumbai Central - Belasis Road, B.I.T. Chawl, Mumbai Central, Mumbai - 400 008	70.3	71.6	73.6	69.5	63.5	59.9	73.6	59.9	70.0
Mumbai	Parel - Sarvajanik Ganeshutsav Mandal Bal Gopal Mandal Parel (W), Tata Mill Compound, Parel	68.3	73.7	75.1	71.2	68.6	59.4	75.1	59.4	71.5
Mumbai	Santacruz (East) - Milan Subway, Neet & Geet Society	68.4	69.1	64.5	65.4	65.5	68.0	69.1	64.5	67.2
Mumbai	Vikhroli - Balmitra Kala Mandal, Vijay House, Vikhroli Station Rd, Vikhroli (W)	67.8	72.3	73.8	69.9	65.3	61.5	73.8	61.5	70.1
Mumbai	Wadala - G.B.S. Sarvajanik Ganeshutsav Mandal, Shree Ram Mandir, Before Wadala Depot Signal	72.3	74.6	73.6	69.5	65.4	62.3	74.6	62.3	71.4
Navi Mumbai	Airoli - Traffic Police Chouki (before Mulund Airoli Bridge)	66.8	58.8	54.2	50.7	50.4	43.5	66.8	43.5	60.0
Navi Mumbai	CBD Belapur - MGM Hospital Chowk, Near Police Chowki	55.8	53.9	51.9	52.4	51.3	52.6	55.8	51.3	53.3
Navi Mumbai	Kopar Khairane - Sector-10, D-Mart Main Road	62.3	72.3	75.6	68.3	65.3	61.5	75.6	61.5	70.4
Navi Mumbai	Uran - Ganpati Chowk	66.8	63.9	62.4	65.4	55.2	54.2	66.8	54.2	63.4

		23-Aug-20	23-Aug-20	23-Aug-20	23-Aug-20	23-Aug-20	23-Aug-20			
		Sunday	Sunday	Sunday	Sunday	Sunday	Sunday	Max	Min	Leq
City	Location name (details)	18:00-19:00	19:00-20:00	20:00-21:00	21:00-22:00	22:00-23:00	23:00-24:00			
Navi Mumbai	Vashi - Shivaji Chowk Near Bus Depot	67.5	72.3	74.1	71.6	65.3	61.3	74.1	61.3	70.5
Thane	Gokhale Road-Malhar Cinema	67.1	62.8	60.4	61.6	63.4	64.2	67.1	60.4	63.8
Thane	Jambli Naka- Lake immersion Point	66.7	70.0	72.3	74.3	72.4	71.5	74.3	66.7	71.8
Thane	Main Road- Gaondevi Mandir, Naupada	67.9	66.0	68.2	69.2	65.6	66.6	69.2	65.6	67.4
Thane	Wagle Estate- Raila Devi Lake	71.8	65.2	69.3	65.3	66.8	62.3	71.8	62.3	67.9
Thane	Court Naka	69.1	69.3	65.3	64.7	59.6	55.3	69.3	55.3	66.1
Thane	Mental Hospital	55.3	62.3	54.3	55.6	60.2	54.6	62.3	54.3	58.2
Thane	Bedekar Hospital	58.8	70.9	73.2	77.9	69.2	76.5	77.9	58.8	74.0
Thane	Kalwa- Chatarpati Shivaji Maharaj Hospital	72.6	64.3	60.0	61.2	57.1	67.5	72.6	57.1	66.9

		23-Aug-20	23-Aug-20	23-Aug-20	23-Aug-20	23-Aug-20	23-Aug-20			
		Sunday	Sunday	Sunday	Sunday	Sunday	Sunday	Max	Min	Leq
City	Location name (details)	18:00-19:00	19:00-20:00	20:00-21:00	21:00-22:00	22:00-23:00	23:00-24:00			
Pune	Shivaji Nagar (Sakhar Sankul)	74.1	76.3	60.8	71.8	61.5	61.1	76.3	60.8	71.6
Pune	Karve Road (Nul stop)	76.9	79.8	77.7	71.0	67.8	57.6	79.8	57.6	75.7
Pune	Swar Gate (Tilak Road)	74.9	76.1	73.9	74.5	65.4	53.8	76.1	53.8	73.3
Pune	Satara Road (Balaji Nagar)	71.9	73.8	69.7	68.4	62.3	57.8	73.8	57.8	69.9
Pune	Shaniwar Peth (Shanivar Wada)	71.6	79.5	78.1	78.3	71.7	61.9	79.5	61.9	76.2
Pune	Yerawada (Near Gunjan Theatre)	66.5	68.0	67.5	63.9	59.8	55.9	68.0	55.9	65.3
Pune	Laxmi Road (Shagun Chowk)	74.8	70.3	62.6	67.1	61.5	56.6	74.8	56.6	69.1
Pune	Kothrud (Near Shivaji Putala)	63.1	78.0	76.1	62.5	52.7	51.2	78.0	51.2	72.6
Pune	Mahatma Phule Madai (Near Mandai)	81.0	79.3	76.4	66.1	60.5	57.0	81.0	57.0	76.4

[illegible]

		23-Aug-20	23-Aug-20	23-Aug-20	23-Aug-20	23-Aug-20	23-Aug-20			
		Sunday	Sunday	Sunday	Sunday	Sunday	Sunday	Max	Min	Leq
City	Location name (details)	18:00-19:00	19:00-20:00	20:00-21:00	21:00-22:00	22:00-23:00	23:00-24:00			
Nashik	Nashik Road	65.0	61.0	65.0	60.0	58.0	53.0	65.0	53.0	62.0
Nashik	Panchvati	69.0	67.0	61.0	57.0	53.0	54.0	69.0	53.0	64.0
Nashik	Civil Hospital	70.0	68.0	65.0	61.0	58.0	55.0	70.0	55.0	65.6
Nashik	Trimurty Chowk	71.0	67.0	60.0	55.0	54.0	53.0	71.0	53.0	65.1
Nashik	Satpur Bus Stand	69.0	67.0	61.0	58.0	55.0	53.0	69.0	53.0	64.1
Aurangabad	Gulmandi	69.0	67.0	66.0	65.0	57.0	52.0	69.0	52.0	65.4
Aurangabad	City Chowk	67.0	66.0	64.0	61.0	57.0	48.0	67.0	48.0	63.5
Aurangabad	Kranti Chowk	69.0	67.0	66.0	64.0	61.0	57.0	69.0	57.0	65.5
Aurangabad	CIDCO Residential	53.0	49.0	45.0	44.0	43.0	42.0	53.0	42.0	47.9

		23-Aug-20	23-Aug-20	23-Aug-20	23-Aug-20	23-Aug-20	23-Aug-20			
		Sunday	Sunday	Sunday	Sunday	Sunday	Sunday	Max	Min	Leq
City	Location name (details)	18:00-19:00	19:00-20:00	20:00-21:00	21:00-22:00	22:00-23:00	23:00-24:00			
Aurangabad	Usmanpura	63.0	61.0	60.0	57.0	51.0	48.0	63.0	48.0	59.2
Nagpur	Ramdaspath (KRIMS Hospital)	63.6	62.7	60.9	58.3	55.6	53.9	63.6	53.9	60.5
Nagpur	Cotton Market (Jayshree Talkies)	64.5	67.1	66.5	62.0	59.0	58.9	67.1	58.9	64.1
Nagpur	Golibar Chauk	64.1	65.1	67.6	66.5	60.2	58.5	67.6	58.5	64.7
Nagpur	Reshimbag (Saraswati Vidyalaya)	63.8	64.5	63.0	63.6	59.6	56.4	64.5	56.4	62.6
Nagpur	Gandhiputala (Taori TV Showroom)	67.4	66.1	65.5	60.7	60.8	55.2	67.4	55.2	64.2
Kalyan	Khadakpada Chawk	68.6	71.6	71.9	73.7	72.9	66.3	73.7	66.3	71.5
Kalyan	Shivaji Chawk	64.9	69.3	66.8	68.9	72.0	63.3	72.0	63.3	68.4

[illegible]

		23-Aug-20	23-Aug-20	23-Aug-20	23-Aug-20	23-Aug-20	23-Aug-20			
		Sunday	Sunday	Sunday	Sunday	Sunday	Sunday	Max	Min	Leq
City	Location name (details)	18:00-19:00	19:00-20:00	20:00-21:00	21:00-22:00	22:00-23:00	23:00-24:00			
Kolhapur	Rajaram Puri (Near Rajaram Puri)	69.9	68.3	60.4	58.1	48.1	41.0	69.9	41.0	64.9
Kolhapur	Mahalaxmi Mandir	71.7	72.1	68.1	65.9	56.2	46.4	72.1	46.4	68.4
Kolhapur	Khas Baug Maidan (Near Khas Baug Maidan)	73.9	76.5	72.1	67.1	58.0	53.7	76.5	53.7	71.8
Sangli	Miraj Market	73.0	73.5	72.0	71.5	69.1	62.4	73.5	62.4	71.3
Sangli	Vishram Baug Chawk	71.6	68.3	66.1	63.4	65.3	59.8	71.6	59.8	67.2
Sangli	Gandhi Putala (Ganpati Peth)	65.3	69.3	65.5	63.6	61.6	59.0	69.3	59.0	65.2
Mira-Bhyander	Bhakti Vedant Hospital, Tenkar pada	60.5	57.3	62.2	58.8	55.3	54.3	62.2	54.3	58.9
Mira-Bhyander	Golden police Chawki	70.3	72.3	73.1	70.8	65.3	59.4	73.1	59.4	70.3

[illegible]

		23-Aug-20	23-Aug-20	23-Aug-20	23-Aug-20	23-Aug-20	23-Aug-20			
		Sunday	Sunday	Sunday	Sunday	Sunday	Sunday	Max	Min	Leq
City	Location name (details)	18:00-19:00	19:00-20:00	20:00-21:00	21:00-22:00	22:00-23:00	23:00-24:00			
Bhiwandi-Nizampur	Dhamankar Naka	73.2	74.6	73.2	69.5	65.3	61.3	74.6	61.3	71.5
Bhiwandi-Nizampur	Indira Gandhi Memorial Hospital	63.3	62.1	65.4	65.3	62.3	54.6	65.4	54.6	63.2
Bhiwandi-Nizampur	Shelar Near Nadi naka	69.1	72.3	74.6	73.6	69.5	62.3	74.6	62.3	71.6
Chandrapur	Govt. Medical College & Hospital, Chandrapur	62.1	60.8	61.3	60.4	58.6	58.8	62.1	58.6	60.5
Chandrapur	Gandhi Square, Municipal Corporation, Chandrapur	66.3	62.1	62.1	64.6	59.1	59.5	66.3	59.1	63.0
Chandrapur	Jatpura Gate	79.5	73.2	72.0	72.2	69.0	64.9	79.5	64.9	74.1
Nanded-Waghala	Ganesh Nagar, Municipal Corparation, Nanded	65.0	67.0	66.0	60.0	57.0	51.0	67.0	51.0	63.6
Nanded-Waghala	Shivaji Nagar	65.0	66.0	65.0	62.0	58.0	55.0	66.0	55.0	63.3

[illegible]

		23-Aug-20	23-Aug-20	23-Aug-20	23-Aug-20	23-Aug-20	23-Aug-20			
		Sunday	Sunday	Sunday	Sunday	Sunday	Sunday	Max	Min	Leq
City	Location name (details)	18:00-19:00	19:00-20:00	20:00-21:00	21:00-22:00	22:00-23:00	23:00-24:00			
Malegaon	Mosampur	71.0	66.0	67.0	64.0	60.0	55.0	71.0	55.0	66.3
Malegaon	Satana Naka	69.0	68.0	66.0	59.0	53.0	55.0	69.0	53.0	65.1
Malegaon	Malegaon Camp	70.0	71.0	68.0	67.0	58.0	56.0	71.0	56.0	67.7
Pimpri-Chinchwad	Chaphekar Chawk, Chinchwad Gaon	70.5	70.3	65.0	64.4	57.9	46.5	70.5	46.5	66.7
Pimpri-Chinchwad	Shanti Nagar (Pimri)	64.7	63.8	71.2	65.7	59.8	51.4	71.2	51.4	65.9
Pimpri-Chinchwad	Bosari Gaonthan	71.3	71.9	65.4	63.8	57.6	53.2	71.9	53.2	67.7
Parbhani	Shivaji Chawk, Parbhani	68.0	66.0	64.0	58.0	56.0	53.0	68.0	53.0	63.7
Parbhani	Shivaji Maharaj Putala, (near S.P. Office)	69.0	67.0	64.0	65.0	59.0	57.0	69.0	57.0	65.2

[illegible]

[illegible]

		26-Aug-20	26-Aug-20	26-Aug-20	26-Aug-20	26-Aug-20	26-Aug-20			
		Wednesday	Wednesday	Wednesday	Wednesday	Wednesday	Wednesday	Max	Min	Leq
City	Location name (details)	18:00-19:00	19:00-20:00	20:00-21:00	21:00-22:00	22:00-23:00	23:00-24:00			
Mumbai	Andheri - Azad Nagar, Sarvajanik Utsav Samiti Sr. 2, Vir Desai Marg, Andheri (W)-Sr.J.B.B.S.D.540	72.3	70.6	71.5	65.3	66.3	64.3	72.3	64.3	69.5
Mumbai	Bandra - Sarvajanik Ganeshutsav Mandal-Sr.A2329, S.V. Road, Bandra (W)	70.3	72.5	74.3	69.3	65.3	55.6	74.3	55.6	70.5
Mumbai	Bhandup - Jay Bajrang Mitra Mandal (Bhandup Samrat), Bhandup Station Rd (W)	67.6	75.3	73.6	72.3	69.6	63.5	75.3	63.5	71.8
Mumbai	Borivali - Manav Mitra Mandal, L.T. Road, Borivali (W), Mumbai - 400092	73.6	71.5	65.6	68.2	58.3	54.2	73.6	54.2	69.0
Mumbai	Byculla - Sarvajanik Ganeshutsav mandal, Dr. Ambedkar Marg, Byculla (E)	74.3	73.0	74.8	71.0	67.0	69.5	74.8	67.0	72.4
Mumbai	Chembur (East) - Near Ashish Talao / Ashish Theatre	70.5	73.6	75.3	73.1	69.8	65.8	75.3	65.8	72.3
Mumbai	Chembur (West) - Sahyadri Krida Mandal Tilak Nagar, Chembur	73.6	71.3	67.1	70.3	68.3	65.1	73.6	65.1	70.2
Mumbai	Chinchpokali (E) - Lalbaug Raja Sarvajanik Ganeshutsav Mandal	75.1	74.3	68.6	70.8	62.3	55.7	75.1	55.7	71.3
Mumbai	Chinchpokali (W) - Parsiwadi Mitra Mandal, Auther Road Naka, Sarvajanik Ganeshutsav Mandal	65.4	69.3	71.5	72.4	65.3	58.6	72.4	58.6	69.0
Mumbai	Dadar (East) - Khodadad Circle, Dadar TT	77.2	68.6	64.3	61.5	67.2	63.5	77.2	61.5	70.8

		26-Aug-20	26-Aug-20	26-Aug-20	26-Aug-20	26-Aug-20	26-Aug-20			
		Wednesday	Wednesday	Wednesday	Wednesday	Wednesday	Wednesday	Max	Min	Leq
City	Location name (details)	18:00-19:00	19:00-20:00	20:00-21:00	21:00-22:00	22:00-23:00	23:00-24:00			
Mumbai	Dadar (West) - Sai Ganesh Sadan, Senapati Bapat Marg, Sarvajanik Ganeshutsav Mandal, Sunder Nagar	68.5	67.1	66.5	71.3	66.8	68.1	71.3	66.5	68.4
Mumbai	Elphinstone - Shiv Sai Sarvajanik Ganeshutsav Mandal, B.M. Marg, Elphinstone Road, Mumbai - 13.	70.3	71.0	66.3	73.5	72.3	64.3	73.5	64.3	70.6
Mumbai	Ghatkopar - Amar Mitra Mandal, Tilak nagar, Ghatkopar (E)	75.7	73.6	72.3	70.6	65.5	58.6	75.7	58.6	71.9
Mumbai	Girgaon Chowpati - Akhil Chowpati Bhirvi Lane, Sarvajanik Ganeshutsav Mandal, Mumbai - 400 006	73.6	72.4	71.4	72.1	68.6	66.8	73.6	66.8	71.4
Mumbai	Grant Road - Saltar Road Sarvjanik Ganeshutsav Mandal, Grant Road (W), Mumbai.	73.5	71.5	65.3	62.3	58.2	52.1	73.5	52.1	68.5
Mumbai	Juhu Chowpati - Om Kareshver Shiv Mandir (Trust), Fort Juhu Choupati	69.3	65.4	72.3	70.8	65.6	58.3	72.3	58.3	68.8
Mumbai	Kandivali (East) - Thakur Village	63.4	73.5	66.6	63.8	62.7	61.2	73.5	61.2	67.6
Mumbai	Kandivali (W) - Balla Mitra Mandal, Behind Poisur Depot, Nr Ganesh Medics, Kandivali (W)	73.6	74.3	74.8	74.3	72.9	70.3	74.8	70.3	73.6
Mumbai	Khar - Sarvajanik Ganeshutsav Mandal Sr. 1441-34/35, Sharma Building, 4th Road, Opp. Khar Police Station(W)	63.8	62.1	70.6	59.3	57.3	53.0	70.6	53.0	64.5
Mumbai	Mulund - Sargam Mitra Mandal R.H.B. Road, Mumbai - 400 080	72.8	75.0	72.8	68.5	68.6	65.7	75.0	65.7	71.6

		26-Aug-20	26-Aug-20	26-Aug-20	26-Aug-20	26-Aug-20	26-Aug-20			
		Wednesday	Wednesday	Wednesday	Wednesday	Wednesday	Wednesday	Max	Min	Leq
City	Location name (details)	18:00-19:00	19:00-20:00	20:00-21:00	21:00-22:00	22:00-23:00	23:00-24:00			
Mumbai	Mumbai Central - Belasis Road, B.I.T. Chawl, Mumbai Central, Mumbai - 400 008	71.1	72.1	74.5	69.3	66.3	63.6	74.5	63.6	70.8
Mumbai	Parel - Sarvajanik Ganeshutsav Mandal Bal Gopal Mandal Parel (W), Tata Mill Compound, Parel	73.4	76.9	77.4	73.5	72.5	68.3	77.4	68.3	74.6
Mumbai	Santacruz (East) - Milan Subway, Neet & Geet Society	72.4	72.2	73.2	75.8	69.1	66.4	75.8	66.4	72.4
Mumbai	Vikhroli - Balmitra Kala Mandal, Vijay House, Vikhroli Station Rd, Vikhroli (W)	67.8	71.5	71.6	67.7	65.6	64.2	71.6	64.2	68.9
Mumbai	Wadala - G.B.S. Sarvajanik Ganeshutsav Mandal, Shree Ram Mandir, Before Wadala Depot Signal	67.4	67.7	71.8	66.4	65.1	62.5	71.8	62.5	67.8
Navi Mumbai	Airoli - Traffic Police Chouki (before Mulund Airoli Bridge)	74.3	72.3	74.6	72.6	67.0	63.5	74.6	63.5	72.1
Navi Mumbai	CBD Belapur - MGM Hospital Chowk, Near Police Chowki	70.4	69.3	73.9	68.1	67.1	64.5	73.9	64.5	69.9
Navi Mumbai	Kopar Khairane - Sector-10, D-Mart Main Road	73.6	74.6	69.5	62.3	63.2	59.6	74.6	59.6	70.4
Navi Mumbai	Uran - Ganpati Chowk	65.2	70.2	64.8	60.5	57.3	54.2	70.2	54.2	64.9

		26-Aug-20	26-Aug-20	26-Aug-20	26-Aug-20	26-Aug-20	26-Aug-20			
		Wednesday	Wednesday	Wednesday	Wednesday	Wednesday	Wednesday	Max	Min	Leq
City	Location name (details)	18:00-19:00	19:00-20:00	20:00-21:00	21:00-22:00	22:00-23:00	23:00-24:00			
Navi Mumbai	Vashi - Shivaji Chowk Near Bus Depot	71.3	73.3	74.9	76.2	69.6	66.2	76.2	66.2	73.0
Thane	Gokhale Road-Malhar Cinema	56.4	56.6	59.1	64.5	53.6	60.8	64.5	53.6	60.0
Thane	Jambli Naka- Lake immersion Point	72.4	69.9	68.1	68.4	69.9	70.4	72.4	68.1	70.1
Thane	Main Road- Gaondevi Mandir, Naupada	68.7	71.0	72.4	69.3	65.3	58.6	72.4	58.6	69.2
Thane	Wagle Estate- Raila Devi Lake	75.0	73.6	71.3	69.3	60.2	55.3	75.0	55.3	71.1
Thane	Court Naka	71.3	74.6	72.6	74.2	69.1	58.6	74.6	58.6	72.0
Thane	Mental Hospital	72.3	71.4	68.6	65.2	64.5	57.6	72.3	57.6	68.7
Thane	Bedekar Hospital	65.5	72.8	70.5	64.6	63.5	59.7	72.8	59.7	68.2
Thane	Kalwa- Chatarpati Shivaji Maharaj Hospital	74.3	74.8	73.6	73.1	66.4	63.4	74.8	63.4	72.5

		26-Aug-20	26-Aug-20	26-Aug-20	26-Aug-20	26-Aug-20	26-Aug-20			
		Wednesday	Wednesday	Wednesday	Wednesday	Wednesday	Wednesday	Max	Min	Leq
City	Location name (details)	18:00-19:00	19:00-20:00	20:00-21:00	21:00-22:00	22:00-23:00	23:00-24:00			
Pune	Shivaji Nagar (Sakhar Sankul)	75.9	75.6	74.5	62.4	55.9	56.3	75.9	55.9	72.5
Pune	Karve Road (Nul stop)	78.9	77.6	73.1	74.1	69.7	69.1	78.9	69.1	75.2
Pune	Swar Gate (Tilak Road)	64.5	77.3	71.4	74.6	64.8	57.6	77.3	57.6	72.3
Pune	Satara Road (Balaji Nagar)	72.6	75.8	72.4	74.3	67.3	54.3	75.8	54.3	72.5
Pune	Shaniwar Peth (Shanivar Wada)	64.6	64.8	70.7	56.2	55.0	42.9	70.7	42.9	64.9
Pune	Yerawada (Near Gunjan Theatre)	65.1	67.3	60.5	56.3	50.0	51.1	67.3	50.0	62.4
Pune	Laxmi Road (Shagun Chowk)	68.2	71.7	77.1	68.8	63.8	54.4	77.1	54.4	71.4
Pune	Kothrud (Near Shivaji Putala)	70.4	74.5	77.8	67.5	62.9	57.3	77.8	57.3	72.5
Pune	Mahatma Phule Madai (Near Mandai)	79.8	79.9	76.8	73.0	67.0	63.6	79.9	63.6	76.5

[illegible]

		26-Aug-20	26-Aug-20	26-Aug-20	26-Aug-20	26-Aug-20	26-Aug-20			
		Wednesday	Wednesday	Wednesday	Wednesday	Wednesday	Wednesday	Max	Min	Leq
City	Location name (details)	18:00-19:00	19:00-20:00	20:00-21:00	21:00-22:00	22:00-23:00	23:00-24:00			
Nashik	Nashik Road	64.0	60.0	63.0	60.0	56.0	51.0	64.0	51.0	60.7
Nashik	Panchvati	67.0	69.0	60.0	58.0	55.0	52.0	69.0	52.0	64.0
Nashik	Civil Hospital	68.0	68.0	66.0	62.0	56.0	54.0	68.0	54.0	65.0
Nashik	Trimurty Chowk	70.0	66.0	59.0	55.0	53.0	51.0	70.0	51.0	64.1
Nashik	Satpur Bus Stand	70.0	66.0	62.0	55.0	54.0	54.0	70.0	54.0	64.4
Aurangabad	Gulmandi	68.0	68.0	66.0	64.0	58.0	50.0	68.0	50.0	65.2
Aurangabad	City Chowk	68.0	67.0	64.0	62.0	57.0	51.0	68.0	51.0	64.3
Aurangabad	Kranti Chowk	70.0	69.0	67.0	65.0	62.0	56.0	70.0	56.0	66.7
Aurangabad	CIDCO Residential	55.0	54.0	52.0	51.0	48.0	45.0	55.0	45.0	52.0

		26-Aug-20	26-Aug-20	26-Aug-20	26-Aug-20	26-Aug-20	26-Aug-20			
		Wednesday	Wednesday	Wednesday	Wednesday	Wednesday	Wednesday	Max	Min	Leq
City	Location name (details)	18:00-19:00	19:00-20:00	20:00-21:00	21:00-22:00	22:00-23:00	23:00-24:00			
Aurangabad	Usmanpura	65.0	64.0	60.0	58.0	55.0	53.0	65.0	53.0	61.2
Nagpur	Ramdaspath (KRIMS Hospital)	68.1	67.2	64.0	61.5	61.7	55.4	68.1	55.4	64.6
Nagpur	Cotton Market (Jayshree Talkies)	68.8	69.5	68.0	62.9	59.5	58.3	69.5	58.3	66.4
Nagpur	Golibar Chauk	69.6	68.4	67.8	54.5	51.7	49.7	69.6	49.7	65.8
Nagpur	Reshimbag (Saraswati Vidyalaya)	65.3	65.3	66.9	63.4	62.0	60.5	66.9	60.5	64.4
Nagpur	Gandhiputala (Taori TV Showroom)	70.4	69.5	68.4	64.7	59.3	56.9	70.4	56.9	67.1
Kalyan	Khadakpada Chawk	62.0	63.4	62.1	62.9	64.5	71.4	71.4	62.0	66.0
Kalyan	Shivaji Chawk	64.8	61.1	61.3	63.2	66.9	58.4	66.9	58.4	63.4

[illegible]

		26-Aug-20	26-Aug-20	26-Aug-20	26-Aug-20	26-Aug-20	26-Aug-20			
		Wednesday	Wednesday	Wednesday	Wednesday	Wednesday	Wednesday	Max	Min	Leq
City	Location name (details)	18:00-19:00	19:00-20:00	20:00-21:00	21:00-22:00	22:00-23:00	23:00-24:00			
Kolhapur	Rajaram Puri (Near Rajaram Puri)	74.9	74.3	72.0	70.5	61.8	56.0	74.9	56.0	71.6
Kolhapur	Mahalaxmi Mandir	72.2	73.4	72.3	68.9	62.7	50.8	73.4	50.8	70.4
Kolhapur	Khas Baug Maidan (Near Khas Baug Maidan)	71.8	74.2	69.6	66.9	56.4	47.5	74.2	47.5	69.7
Sangli	Miraj Market	76.6	73.5	71.6	65.5	63.0	61.5	76.6	61.5	71.7
Sangli	Vishram Baug Chawk	74.5	72.3	66.3	61.9	61.4	60.6	74.5	60.6	69.5
Sangli	Gandhi Putala (Ganpati Peth)	74.3	72.9	66.3	64.4	61.9	61.3	74.3	61.3	69.7
Mira-Bhyander	Bhakti Vedant Hospital, Tenkar pada	75	73	71	69	66	60	75.1	60.2	71.0
Mira-Bhyander	Golden police Chawki	72.1	74.1	73.6	66.5	59.3	54.2	74.1	54.2	70.7

[illegible]

		26-Aug-20	26-Aug-20	26-Aug-20	26-Aug-20	26-Aug-20	26-Aug-20			
		Wednesday	Wednesday	Wednesday	Wednesday	Wednesday	Wednesday	Max	Min	Leq
City	Location name (details)	18:00-19:00	19:00-20:00	20:00-21:00	21:00-22:00	22:00-23:00	23:00-24:00			
Bhiwandi-Nizampur	Dhamankar Naka	67.0	66.0	71.6	75.4	76.1	77.0	77.0	66.0	73.9
Bhiwandi-Nizampur	Indira Gandhi Memorial Hospital	70.8	72.8	71.7	74.1	80.1	82.3	82.3	70.8	77.6
Bhiwandi-Nizampur	Shelar Near Nadi naka	79.9	73.5	72.9	71.9	81.4	85.2	85.2	71.9	80.2
Chandrapur	Govt. Medical College & Hospital, Chandrapur	65.9	63.6	61.3	59.5	59.6	59.6	65.9	59.5	62.3
Chandrapur	Gandhi Square, Municipal Corporation, Chandrapur	66.3	61.9	62.2	63.2	60.8	61.5	66.3	60.8	63.1
Chandrapur	Jatpura Gate	72.3	72.1	71.0	70.8	70.1	65.8	72.3	65.8	70.8
Nanded-Waghala	Ganesh Nagar, Municipal Corparation, Nanded	68.0	66.0	65.0	61.0	58.0	55.0	68.0	55.0	64.2
Nanded-Waghala	Shivaji Nagar	66.0	67.0	66.0	61.0	58.0	55.0	67.0	55.0	64.0

[illegible]

		26-Aug-20	26-Aug-20	26-Aug-20	26-Aug-20	26-Aug-20	26-Aug-20			
		Wednesday	Wednesday	Wednesday	Wednesday	Wednesday	Wednesday	Max	Min	Leq
City	Location name (details)	18:00-19:00	19:00-20:00	20:00-21:00	21:00-22:00	22:00-23:00	23:00-24:00			
Malegaon	Mosampur	71.0	67.0	66.0	63.0	60.0	54.0	71.0	54.0	66.2
Malegaon	Satana Naka	68.0	67.0	65.0	58.0	54.0	52.0	68.0	52.0	64.1
Malegaon	Malegaon Camp	70.0	68.0	69.0	68.0	56.0	55.0	70.0	55.0	67.2
Pimpri-Chinchwad	Chaphekar Chawk, Chinchwad Gaon	75.0	74.9	68.9	63.3	55.1	47.7	75.0	47.7	70.8
Pimpri-Chinchwad	Shanti Nagar (Pimri)	73.5	78.5	73.6	69.8	62.7	57.2	78.5	57.2	73.3
Pimpri-Chinchwad	Bosari Gaonthan	63.4	66.8	65.8	66.7	62.1	56.3	66.8	56.3	64.6
Parbhani	Shivaji Chawk, Parbhani	69.0	67.0	66.0	61.0	58.0	54.0	69.0	54.0	65.0
Parbhani	Shivaji Maharaj Putala, (near S.P. Office)	70.0	69.0	67.0	65.0	62.0	59.0	70.0	59.0	66.8

[illegible]

[illegible]

		28-Aug-20	28-Aug-20	28-Aug-20	28-Aug-20	28-Aug-20	28-Aug-20			
		Friday	Friday	Friday	Friday	Friday	Friday	Max	Min	Leq
City	Location name (details)	18:00-19:00	19:00-20:00	20:00-21:00	21:00-22:00	22:00-23:00	23:00-24:00			
Mumbai	Andheri - Azad Nagar, Sarvajanik Utsav Samiti Sr. 2, Vir Desai Marg, Andheri (W)-Sr.J.B.B.S.D.540	73.0	72.3	71.9	72.0	74.4	75.6	75.6	71.9	73.4
Mumbai	Bandra - Sarvajanik Ganeshutsav Mandal-Sr.A2329, S.V. Road, Bandra (W)	75.7	73.2	75.5	74.3	69.3	68.5	75.7	68.5	73.5
Mumbai	Bhandup - Jay Bajrang Mitra Mandal (Bhandup Samrat), Bhandup Station Rd (W)	65.6	65.1	68.5	65.2	70.9	74.7	74.7	65.1	69.9
Mumbai	Borivali - Manav Mitra Mandal, L.T. Road, Borivali (W), Mumbai - 400092	73.5	75.6	75.1	72.3	69.8	66.6	75.6	66.6	73.1
Mumbai	Byculla - Sarvajanik Ganeshutsav mandal, Dr. Ambedkar Marg, Byculla (E)	72.3	65.0	64.4	72.2	68.3	59.2	72.3	59.2	68.9
Mumbai	Chembur (East) - Near Ashish Talao / Ashish Theatre	70.3	72.6	71.5	69.3	71.1	69.8	72.6	69.3	70.9
Mumbai	Chembur (West) - Sahyadri Krida Mandal Tilak Nagar, Chembur	74.3	70.5	75.1	73.6	71.4	66.9	75.1	66.9	72.7
Mumbai	Chinchpokali (E) - Lalbaug Raja Sarvajanik Ganeshutsav Mandal	71.4	72.6	75.2	70.6	67.4	63.1	75.2	63.1	71.5
Mumbai	Chinchpokali (W) - Parsiwadi Mitra Mandal, Auther Road Naka, Sarvajanik Ganeshutsav Mandal	73.5	73.5	70.2	72.9	72.9	70.6	73.5	70.2	72.5
Mumbai	Dadar (East) - Khodadad Circle, Dadar TT	70.2	67.1	67.9	70.5	69.2	68.7	70.5	67.1	69.1

		28-Aug-20	28-Aug-20	28-Aug-20	28-Aug-20	28-Aug-20	28-Aug-20			
		Friday	Friday	Friday	Friday	Friday	Friday	Max	Min	Leq
City	Location name (details)	18:00-19:00	19:00-20:00	20:00-21:00	21:00-22:00	22:00-23:00	23:00-24:00			
Mumbai	Dadar (West) - Sai Ganesh Sadan, Senapati Bapat Marg, Sarvajanik Ganeshutsav Mandal, Sunder Nagar	73.0	75.4	72.1	71.6	72.3	71.7	75.4	71.6	72.9
Mumbai	Elphinstone - Shiv Sai Sarvajanik Ganeshutsav Mandal, B.M. Marg, Elphinstone Road, Mumbai - 13.	75.6	70.9	70.8	69.3	65.2	59.4	75.6	59.4	70.9
Mumbai	Ghatkopar - Amar Mitra Mandal, Tilak nagar, Ghatkopar (E)	75.6	73.9	69.8	61.8	58.7	55.4	75.6	55.4	70.9
Mumbai	Girgaon Chowpati - Akhil Chowpati Bhirvi Lane, Sarvajanik Ganeshutsav Mandal, Mumbai - 400 006	75.3	72.1	71.9	65.1	66.8	69.4	75.3	65.1	71.4
Mumbai	Grant Road - Saltar Road Sarvjanik Ganeshutsav Mandal, Grant Road (W), Mumbai.	68.5	60.1	57.8	53.6	51.6	50.7	68.5	50.7	61.9
Mumbai	Juhu Chowpati - Om Kareshver Shiv Mandir (Trust), Fort Juhu Choupati	71.9	75.1	70.6	73.3	68.5	69.3	75.1	68.5	72.1
Mumbai	Kandivali (East) - Thakur Village	74.7	72.3	74.5	71.5	72.6	70.3	74.7	70.3	72.9
Mumbai	Kandivali (W) - Balla Mitra Mandal, Behind Poisur Depot, Nr Ganesh Medics, Kandivali (W)	73.7	73.6	71.4	68.3	64.2	62.3	73.7	62.3	70.8
Mumbai	Khar - Sarvajanik Ganeshutsav Mandal Sr. 1441-34/35, Sharma Building, 4th Road, Opp. Khar Police Station(W)	75.3	67.5	70.7	66.1	60.3	60.4	75.3	60.3	69.8
Mumbai	Mulund - Sargam Mitra Mandal R.H.B. Road, Mumbai - 400 080	71.2	73.6	74.4	76.4	69.3	64.3	76.4	64.3	73.0

		28-Aug-20	28-Aug-20	28-Aug-20	28-Aug-20	28-Aug-20	28-Aug-20			
		Friday	Friday	Friday	Friday	Friday	Friday	Max	Min	Leq
City	Location name (details)	18:00-19:00	19:00-20:00	20:00-21:00	21:00-22:00	22:00-23:00	23:00-24:00			
Mumbai	Mumbai Central - Belasis Road, B.I.T. Chawl, Mumbai Central, Mumbai - 400 008	66.2	73.8	66.3	65.0	65.6	68.5	73.8	65.0	68.9
Mumbai	Parel - Sarvajanik Ganeshutsav Mandal Bal Gopal Mandal Parel (W), Tata Mill Compound, Parel	68.2	64.5	62.3	68.0	68.3	65.3	68.3	62.3	66.6
Mumbai	Santacruz (East) - Milan Subway, Neet & Geet Society	70.6	72.3	74.2	67.1	58.8	55.2	74.2	55.2	70.1
Mumbai	Vikhroli - Balmitra Kala Mandal, Vijay House, Vikhroli Station Rd, Vikhroli (W)	68.5	59.6	69.9	73.0	72.3	68.3	73.0	59.6	70.1
Mumbai	Wadala - G.B.S. Sarvajanik Ganeshutsav Mandal, Shree Ram Mandir, Before Wadala Depot Signal	73.6	72.3	71.3	74.6	69.4	66.7	74.6	66.7	72.0
Navi Mumbai	Airoli - Traffic Police Chouki (before Mulund Airoli Bridge)	66.2	68.8	73.6	72.0	72.6	72.1	73.6	66.2	71.5
Navi Mumbai	CBD Belapur - MGM Hospital Chowk, Near Police Chowki	74.3	68.9	74.8	69.7	77.4	70.5	77.4	68.9	73.7
Navi Mumbai	Kopar Khairane - Sector-10, D-Mart Main Road	73.5	72.5	72.5	75.8	79.8	52.3	79.8	52.3	75.1
Navi Mumbai	Uran - Ganpati Chowk	73.6	73.5	75.5	74.6	74.6	69.1	75.5	69.1	73.9

		28-Aug-20	28-Aug-20	28-Aug-20	28-Aug-20	28-Aug-20	28-Aug-20			
		Friday	Friday	Friday	Friday	Friday	Friday	Max	Min	Leq
City	Location name (details)	18:00-19:00	19:00-20:00	20:00-21:00	21:00-22:00	22:00-23:00	23:00-24:00			
Navi Mumbai	Vashi - Shivaji Chowk Near Bus Depot	70.6	70.9	70.4	75.4	71.3	63.2	75.4	63.2	71.5
Thane	Gokhale Road-Malhar Cinema	73.3	75.2	73.8	74.7	66.3	58.3	75.2	58.3	72.7
Thane	Jambli Naka- Lake immersion Point	71.5	71.9	72.8	75.6	73.9	64.3	75.6	64.3	72.7
Thane	Main Road- Gaondevi Mandir, Naupada	73.4	75.6	72.3	65.3	69.3	67.3	75.6	65.3	71.9
Thane	Wagle Estate- Raila Devi Lake	71.3	72.1	70.3	69.2	65.4	61.3	72.1	61.3	69.5
Thane	Court Naka	74.3	71.2	69.4	69.3	65.1	52.3	74.3	52.3	70.1
Thane	Mental Hospital	65.3	69.3	72.3	69.1	66.8	58.2	72.3	58.2	68.5
Thane	Bedekar Hospital	67.4	68.4	68.2	73.2	59.3	54.1	73.2	54.1	68.4
Thane	Kalwa- Chatarpati Shivaji Maharaj Hospital	61.5	65.3	64.5	63.1	58.3	52.3	65.3	52.3	62.4

		28-Aug-20	28-Aug-20	28-Aug-20	28-Aug-20	28-Aug-20	28-Aug-20			
		Friday	Friday	Friday	Friday	Friday	Friday	Max	Min	Leq
City	Location name (details)	18:00-19:00	19:00-20:00	20:00-21:00	21:00-22:00	22:00-23:00	23:00-24:00			
Pune	Shivaji Nagar (Sakhar Sankul)	69.5	63.4	51.2	53.7	53.9	47.0	69.5	47.0	62.9
Pune	Karve Road (Nul stop)	78.1	80.3	76.0	77.5	62.9	59.8	80.3	59.8	76.5
Pune	Swar Gate (Tilak Road)	70.1	65.3	72.9	76.4	66.8	62.2	76.4	62.2	71.4
Pune	Satara Road (Balaji Nagar)	68.3	71.2	72.6	70.9	64.7	57.3	72.6	57.3	69.5
Pune	Shaniwar Peth (Shanivar Wada)	66.1	73.7	76.7	66.5	57.8	58.5	76.7	57.8	71.3
Pune	Yerawada (Near Gunjan Theatre)	65.1	62.3	62.9	56.1	58.9	56.0	65.1	56.0	61.5
Pune	Laxmi Road (Shagun Chowk)	68.1	73.5	71.9	71.0	65.7	52.2	73.5	52.2	70.1
Pune	Kothrud (Near Shivaji Putala)	80.8	79.5	78.9	71.0	65.9	56.3	80.8	56.3	77.0
Pune	Mahatma Phule Madai (Near Mandai)	65.1	71.3	62.5	63.9	61.2	60.8	71.3	60.8	65.9

[illegible]

		28-Aug-20	28-Aug-20	28-Aug-20	28-Aug-20	28-Aug-20	28-Aug-20			
		Friday	Friday	Friday	Friday	Friday	Friday	Max	Min	Leq
City	Location name (details)	18:00-19:00	19:00-20:00	20:00-21:00	21:00-22:00	22:00-23:00	23:00-24:00			
Nashik	Nashik Road	63.0	58.0	62.0	61.0	58.0	51.0	63.0	51.0	60.2
Nashik	Panchvati	68.0	66.0	61.0	57.0	56.0	51.0	68.0	51.0	63.2
Nashik	Civil Hospital	67.0	66.0	67.0	61.0	58.0	55.0	67.0	55.0	64.3
Nashik	Trimurty Chowk	68.0	67.0	63.0	58.0	52.0	50.0	68.0	50.0	63.7
Nashik	Satpur Bus Stand	68.0	67.0	63.0	58.0	53.0	52.0	68.0	52.0	63.8
Aurangabad	Gulmandi	67.0	67.0	64.0	62.0	57.0	51.0	67.0	51.0	63.9
Aurangabad	City Chowk	66.0	63.0	61.0	58.0	51.0	5.0	66.0	5.0	61.2
Aurangabad	Kranti Chowk	71.0	70.0	68.0	66.0	61.0	58.0	71.0	58.0	67.6
Aurangabad	CIDCO Residential	56.0	53.0	52.0	49.0	47.0	45.0	56.0	45.0	51.8

		28-Aug-20	28-Aug-20	28-Aug-20	28-Aug-20	28-Aug-20	28-Aug-20			
		Friday	Friday	Friday	Friday	Friday	Friday	Max	Min	Leq
City	Location name (details)	18:00-19:00	19:00-20:00	20:00-21:00	21:00-22:00	22:00-23:00	23:00-24:00			
Aurangabad	Usmanpura	66.0	63.0	61.0	60.0	58.0	54.0	66.0	54.0	61.8
Nagpur	Ramdaspath (KRIMS Hospital)	64.9	62.6	58.6	60.4	52.9	52.5	64.9	52.5	60.7
Nagpur	Cotton Market (Jayshree Talkies)	67.1	68.9	62.3	57.5	56.9	56.8	68.9	56.8	64.3
Nagpur	Golibar Chauk	61.5	61.0	57.2	51.6	49.5	50.9	61.5	49.5	57.7
Nagpur	Reshimbag (Saraswati Vidyalaya)	67.2	64.9	63.7	62.4	58.8	57.6	67.2	57.6	63.6
Nagpur	Gandhiputala (Taori TV Showroom)	70.6	69.2	68.3	62.5	56.2	53.4	70.6	53.4	66.8
Kalyan	Khadakpada Chawk	64.2	65.3	70.2	71.1	70.3	71.9	71.9	64.2	69.7
Kalyan	Shivaji Chawk	68.5	69.9	70.6	74.5	72.8	72.2	74.5	68.5	71.9

[illegible]

		28-Aug-20	28-Aug-20	28-Aug-20	28-Aug-20	28-Aug-20	28-Aug-20			
		Friday	Friday	Friday	Friday	Friday	Friday	Max	Min	Leq
City	Location name (details)	18:00-19:00	19:00-20:00	20:00-21:00	21:00-22:00	22:00-23:00	23:00-24:00			
Kolhapur	Rajaram Puri (Near Rajaram Puri)	75.1	74.6	72.1	70.3	64.9	53.1	75.1	53.1	71.8
Kolhapur	Mahalaxmi Mandir	73.3	72.5	73.0	69.2	63.9	56.5	73.3	56.5	70.7
Kolhapur	Khas Baug Maidan (Near Khas Baug Maidan)	76.5	70.0	65.6	62.2	57.0	43.5	76.5	43.5	70.1
Sangli	Miraj Market	75.8	73.6	72.7	66.7	61.8	60.9	75.8	60.9	71.6
Sangli	Vishram Baug Chawk	74.3	73.4	66.9	62.4	61.9	61.6	74.3	61.6	69.8
Sangli	Gandhi Putala (Ganpati Peth)	74.8	72.2	66.8	64.5	61.3	59.7	74.8	59.7	69.8
Mira-Bhyander	Bhakti Vedant Hospital, Tenkar pada	60.1	62.1	57.3	65.3	58.3	51.3	65.3	51.3	60.9
Mira-Bhyander	Golden police Chawki	74.3	75.4	71.2	62.3	54.8	52.2	75.4	52.2	71.1

[illegible]

		28-Aug-20	28-Aug-20	28-Aug-20	28-Aug-20	28-Aug-20	28-Aug-20			
		Friday	Friday	Friday	Friday	Friday	Friday	Max	Min	Leq
City	Location name (details)	18:00-19:00	19:00-20:00	20:00-21:00	21:00-22:00	22:00-23:00	23:00-24:00			
Bhiwandi-Nizampur	Dhamankar Naka	73.2	73.2	71.0	68.4	64.1	62.0	73.2	62.0	70.4
Bhiwandi-Nizampur	Indira Gandhi Memorial Hospital	70.7	73.6	74.4	74.7	72.4	66.5	74.7	66.5	72.7
Bhiwandi-Nizampur	Shelar Near Nadi naka	71.6	71.8	69.2	69.2	65.7	62.1	71.8	62.1	69.3
Chandrapur	Govt. Medical College & Hospital, Chandrapur	69.2	67.2	66.6	64.6	61.6	59.1	69.2	59.1	65.9
Chandrapur	Gandhi Square, Municipal Corporation, Chandrapur	69.3	63.9	61.0	59.5	59.3	60.9	69.3	59.3	64.0
Chandrapur	Jatpura Gate	70.8	71.5	68.1	65.4	63.4	63.5	71.5	63.4	68.3
Nanded-Waghala	Ganesh Nagar, Municipal Corpartion, Nanded	67.0	67.0	64.0	61.0	57.0	54.0	67.0	54.0	63.8
Nanded-Waghala	Shivaji Nagar	65.0	66.0	63.0	59.0	56.0	53.0	66.0	53.0	62.4

[illegible]

		28-Aug-20	28-Aug-20	28-Aug-20	28-Aug-20	28-Aug-20	28-Aug-20			
		Friday	Friday	Friday	Friday	Friday	Friday	Max	Min	Leq
City	Location name (details)	18:00-19:00	19:00-20:00	20:00-21:00	21:00-22:00	22:00-23:00	23:00-24:00			
Malegaon	Mosampur	70.0	68.0	67.0	62.0	61.0	58.0	70.0	58.0	66.2
Malegaon	Satana Naka	66.0	65.0	63.0	59.0	53.0	51.0	66.0	51.0	62.3
Malegaon	Malegaon Camp	68.0	67.0	68.0	66.0	55.0	53.0	68.0	53.0	65.7
Pimpri-Chinchwad	Chaphekar Chawk, Chinchwad Gaon	73.5	75.0	72.3	69.5	56.4	48.3	75.0	48.3	71.3
Pimpri-Chinchwad	Shanti Nagar (Pimri)	69.2	68.1	71.4	71.9	58.9	51.4	71.9	51.4	68.7
Pimpri-Chinchwad	Bosari Gaonthan	64.8	62.3	71.4	68.7	56.7	48.2	71.4	48.2	66.4
Parbhani	Shivaji Chawk, Parbhani	67.0	66.0	64.0	61.0	57.0	52.0	67.0	52.0	63.5
Parbhani	Shivaji Maharaj Putala, (near S.P. Office)	69.0	67.0	65.0	62.0	59.0	57.0	69.0	57.0	65.0

[illegible]

[illegible]

		1-Sep-20	1-Sep-20	1-Sep-20	1-Sep-20	1-Sep-20	1-Sep-20			
		Tuesday	Tuesday	Tuesday	Tuesday	Tuesday	Tuesday	Max	Min	Leq
City	Location name (details)	18:00-19:00	19:00-20:00	20:00-21:00	21:00-22:00	22:00-23:00	23:00-24:00			
Mumbai	Andheri - Azad Nagar, Sarvajanik Utsav Samiti Sr. 2, Vir Desai Marg, Andheri (W)-Sr.J.B.B.S.D.540	72.1	73.6	76.3	72.3	68.6	66.2	76.3	66.2	72.6
Mumbai	Bandra - Sarvajanik Ganeshutsav Mandal-Sr.A2329, S.V. Road, Bandra (W)	70.3	71.7	72.3	74.1	68.3	59.4	74.1	59.4	71.0
Mumbai	Bhandup - Jay Bajrang Mitra Mandal (Bhandup Samrat), Bhandup Station Rd (W)	69.0	70.6	72.1	68.2	67.4	69.0	72.1	67.4	69.7
Mumbai	Borivali - Manav Mitra Mandal, L.T. Road, Borivali (W), Mumbai - 400092	73.2	74.2	70.5	75.3	65.3	54.3	75.3	54.3	72.0
Mumbai	Byculla - Sarvajanik Ganeshutsav mandal, Dr. Ambedkar Marg, Byculla (E)	75.7	74.1	73.4	72.6	75.6	70.6	75.7	70.6	74.0
Mumbai	Chembur (East) - Near Ashish Talao / Ashish Theatre	73.7	76.2	71.7	75.8	71.5	71.3	76.2	71.3	73.8
Mumbai	Chembur (West) - Sahyadri Krida Mandal Tilak Nagar, Chembur	73.7	76.2	71.7	75.8	67.8	65.1	76.2	65.1	73.3
Mumbai	Chinchpokali (E) - Lalbaug Raja Sarvajanik Ganeshutsav Mandal	75.9	73.6	73.1	74.3	69.3	68.1	75.9	68.1	73.2
Mumbai	Chinchpokali (W) - Parsiwadi Mitra Mandal, Auther Road Naka, Sarvajanik Ganeshutsav Mandal	76.0	72.3	71.6	73.6	69.6	64.3	76.0	64.3	72.5
Mumbai	Dadar (East) - Khodadad Circle, Dadar TT	72.7	75.3	71.4	72.3	67.8	61.8	75.3	61.8	71.8

		1-Sep-20	1-Sep-20	1-Sep-20	1-Sep-20	1-Sep-20	1-Sep-20			
		Tuesday	Tuesday	Tuesday	Tuesday	Tuesday	Tuesday	Max	Min	Leq
City	Location name (details)	18:00-19:00	19:00-20:00	20:00-21:00	21:00-22:00	22:00-23:00	23:00-24:00			
Mumbai	Dadar (West) - Sai Ganesh Sadan, Senapati Bapat Marg, Sarvajanik Ganeshutsav Mandal, Sunder Nagar	72.7	70.1	74.2	73.0	65.3	62.4	74.2	62.4	71.3
Mumbai	Elphinstone - Shiv Sai Sarvajanik Ganeshutsav Mandal, B.M. Marg, Elphinstone Road, Mumbai - 13.	74.3	72.3	71.9	71.0	65.3	55.4	74.3	55.4	71.0
Mumbai	Ghatkopar - Amar Mitra Mandal, Tilak nagar, Ghatkopar (E)	72.3	71.6	73.0	70.9	67.5	63.1	73.0	63.1	70.8
Mumbai	Girgaon Chowpati - Akhil Chowpati Bhirvi Lane, Sarvajanik Ganeshutsav Mandal, Mumbai - 400 006	77.9	73.9	73.6	70.5	68.4	65.2	77.9	65.2	73.4
Mumbai	Grant Road - Saltar Road Sarvjanik Ganeshutsav Mandal, Grant Road (W), Mumbai.	75.5	73.2	71.6	71.4	67.4	64.1	75.5	64.1	71.9
Mumbai	Juhu Chowpati - Om Kareshver Shiv Mandir (Trust), Fort Juhu Choupati	70.1	72.7	74.3	75.1	75.1	65.3	75.1	65.3	73.2
Mumbai	Kandivali (East) - Thakur Village	72.3	75.4	71.6	73.0	67.4	62.1	75.4	62.1	71.9
Mumbai	Kandivali (W) - Balla Mitra Mandal, Behind Poisur Depot, Nr Ganesh Medics, Kandivali (W)	74.1	75.9	72.3	70.8	64.3	58.6	75.9	58.6	72.1
Mumbai	Khar - Sarvajanik Ganeshutsav Mandal Sr. 1441-34/35, Sharma Building, 4th Road, Opp. Khar Police Station(W)	73.2	70.2	74.2	73.3	64.9	62.3	74.2	62.3	71.5
Mumbai	Mulund - Sargam Mitra Mandal R.H.B. Road, Mumbai - 400 080	71.5	72.8	68.2	67.3	68.4	73.5	73.5	67.3	70.9

		1-Sep-20	1-Sep-20	1-Sep-20	1-Sep-20	1-Sep-20	1-Sep-20			
		Tuesday	Tuesday	Tuesday	Tuesday	Tuesday	Tuesday	Max	Min	Leq
City	Location name (details)	18:00-19:00	19:00-20:00	20:00-21:00	21:00-22:00	22:00-23:00	23:00-24:00			
Mumbai	Mumbai Central - Belasis Road, B.I.T. Chawl, Mumbai Central, Mumbai - 400 008	71.8	74.3	71.0	69.4	70.1	73.0	74.3	69.4	71.9
Mumbai	Parel - Sarvajanik Ganeshutsav Mandal Bal Gopal Mandal Parel (W), Tata Mill Compound, Parel	71.1	74.3	75.7	75.0	74.2	74.1	75.7	71.1	74.3
Mumbai	Santacruz (East) - Milan Subway, Neet & Geet Society	73.6	75.6	73.4	68.1	65.3	59.4	75.6	59.4	71.8
Mumbai	Vikhroli - Balmitra Kala Mandal, Vijay House, Vikhroli Station Rd, Vikhroli (W)	66.9	75.4	73.9	69.3	65.4	55.1	75.4	55.1	71.1
Mumbai	Wadala - G.B.S. Sarvajanik Ganeshutsav Mandal, Shree Ram Mandir, Before Wadala Depot Signal	70.4	71.8	72.7	72.4	71.1	68.3	72.7	68.3	71.3
Navi Mumbai	Airoli - Traffic Police Chouki (before Mulund Airoli Bridge)	74.4	75.6	74.7	72.1	70.7	72.6	75.6	70.7	73.7
Navi Mumbai	CBD Belapur - MGM Hospital Chowk, Near Police Chowki	73.2	72.4	73.5	72.9	68.6	70.5	73.5	68.6	72.2
Navi Mumbai	Kopar Khairane - Sector-10, D-Mart Main Road	72.3	73.2	74.6	70.5	65.3	62.7	74.6	62.7	71.4
Navi Mumbai	Uran - Ganpati Chowk	73.1	72.3	74.9	70.8	69.3	62.3	74.9	62.3	71.8

		1-Sep-20	1-Sep-20	1-Sep-20	1-Sep-20	1-Sep-20	1-Sep-20			
		Tuesday	Tuesday	Tuesday	Tuesday	Tuesday	Tuesday	Max	Min	Leq
City	Location name (details)	18:00-19:00	19:00-20:00	20:00-21:00	21:00-22:00	22:00-23:00	23:00-24:00			
Navi Mumbai	Vashi - Shivaji Chowk Near Bus Depot	74.5	73.0	71.4	74.1	68.6	67.8	74.5	67.8	72.3
Thane	Gokhale Road-Malhar Cinema	73.9	73.3	75.3	75.1	74.4	68.6	75.3	68.6	73.9
Thane	Jambli Naka- Lake immersion Point	73.2	75.3	74.8	73.9	72.0	70.9	75.3	70.9	73.6
Thane	Main Road- Gaondevi Mandir, Naupada	69.6	70.9	72.6	74.3	68.8	67.9	74.3	67.9	71.3
Thane	Wagle Estate- Raila Devi Lake	70.3	72.6	70.7	72.1	69.5	65.8	72.6	65.8	70.6
Thane	Court Naka	69.3	71.3	72.5	70.9	62.3	54.6	72.5	54.6	69.5
Thane	Mental Hospital	59.2	58.3	53.2	56.7	63.0	53.5	63.0	53.2	58.7
Thane	Bedekar Hospital	71.8	72.2	60.3	69.4	58.3	52.6	72.2	52.6	68.5
Thane	Kalwa- Chatarpati Shivaji Maharaj Hospital	65.3	66.2	70.4	69.3	65.4	58.1	70.4	58.1	67.2

		1-Sep-20	1-Sep-20	1-Sep-20	1-Sep-20	1-Sep-20	1-Sep-20			
		Tuesday	Tuesday	Tuesday	Tuesday	Tuesday	Tuesday	Max	Min	Leq
City	Location name (details)	18:00-19:00	19:00-20:00	20:00-21:00	21:00-22:00	22:00-23:00	23:00-24:00			
Pune	Shivaji Nagar (Sakhar Sankul)	69.0	75.7	76.8	67.5	57.5	45.9	76.8	45.9	72.2
Pune	Karve Road (Nul stop)	62.4	74.5	77.4	72.7	67.2	65.9	77.4	62.4	72.7
Pune	Swar Gate (Tilak Road)	72.5	66.1	65.6	65.1	62.4	62.0	72.5	62.0	67.3
Pune	Satara Road (Balaji Nagar)	72.7	73.3	67.4	57.0	59.0	50.6	73.3	50.6	68.9
Pune	Shaniwar Peth (Shanivar Wada)	67.7	79.4	81.1	73.4	68.5	64.4	81.1	64.4	76.2
Pune	Yerawada (Near Gunjan Theatre)	78.2	77.5	73.5	73.8	62.6	57.3	78.2	57.3	74.6
Pune	Laxmi Road (Shagun Chowk)	75.7	79.3	77.2	71.4	64.2	53.5	79.3	53.5	75.0
Pune	Kothrud (Near Shivaji Putala)	71.6	77.6	72.4	73.2	66.4	57.2	77.6	57.2	72.8
Pune	Mahatma Phule Madai (Near Mandai)	76.8	66.4	60.5	55.2	50.6	51.7	76.8	50.6	69.5

[illegible]

		1-Sep-20	1-Sep-20	1-Sep-20	1-Sep-20	1-Sep-20	1-Sep-20			
		Tuesday	Tuesday	Tuesday	Tuesday	Tuesday	Tuesday	Max	Min	Leq
City	Location name (details)	18:00-19:00	19:00-20:00	20:00-21:00	21:00-22:00	22:00-23:00	23:00-24:00			
Nashik	Ramkund on - 01.09.2020	71.0	68.0	65.0	61.0	60.0	59.0	71.0	59.0	66.2
Nashik	Near Ashok Stambh on - 01.09.2020	70.0	69.0	65.0	60.0	59.0	58.0	70.0	58.0	65.9
Nashik	Near Gadge Maharaj Statue on - 01.09.2020	69.0	68.0	67.0	63.0	58.0	55.0	69.0	55.0	65.7
Nashik	River Bank of Waldevi on - 01.09.2020	68.0	67.0	66.0	65.0	60.0	54.0	68.0	54.0	65.2
Nashik	CIDCO (Behind PF Off.) on - 01.09.2020	70.0	69.0	68.0	60.0	58.0	55.0	70.0	55.0	66.4
Aurangabad	Gulmandi	72.0	70.0	71.0	68.0	67.0	64.0	72.0	64.0	69.4
Aurangabad	City Chowk	71.0	70.0	71.0	67.0	64.0	63.0	71.0	63.0	68.7
Aurangabad	Kranti Chowk	71.0	71.0	70.0	69.0	67.0	65.0	71.0	65.0	69.3
Aurangabad	CIDCO Residential	55.0	54.0	51.0	48.0	46.0	42.0	55.0	42.0	51.3

		1-Sep-20	1-Sep-20	1-Sep-20	1-Sep-20	1-Sep-20	1-Sep-20			
		Tuesday	Tuesday	Tuesday	Tuesday	Tuesday	Tuesday	Max	Min	Leq
City	Location name (details)	18:00-19:00	19:00-20:00	20:00-21:00	21:00-22:00	22:00-23:00	23:00-24:00			
Aurangabad	Usmanpura	68.0	67.0	65.0	63.0	59.0	54.0	68.0	54.0	64.7
Nagpur	Sonegaon lake on - 12.09.2019	68.1	72.0	74.4	74.2	67.9	66.0	74.4	66.0	71.6
Nagpur	Gandhisagar on - 12.09.2019	68.4	70.6	73.4	73.9	72.2	74.3	74.3	68.4	72.6
Nagpur	Futala lake on - 12.09.2019	62.2	62.9	68.1	68.6	65.1	60.7	68.6	60.7	65.6
Nagpur	Sakkardara lake on - 12.09.2019	78.5	78.3	79.9	78.8	69.5	64.3	79.9	64.3	77.3
Nagpur	Naik lake on - 12.09.2019	65.9	66.8	68.2	72.9	72.4	66.9	72.9	65.9	69.8
Kalyan	Khadakpada Chawk	70.3	71.5	71.2	72.4	72.7	69.9	72.7	69.9	71.4
Kalyan	Shivaji Chawk	75.4	77.1	76.9	77.5	75.3	73.9	77.5	73.9	76.2

[illegible]

		1-Sep-20	1-Sep-20	1-Sep-20	1-Sep-20	1-Sep-20	1-Sep-20			
		Tuesday	Tuesday	Tuesday	Tuesday	Tuesday	Tuesday	Max	Min	Leq
City	Location name (details)	18:00-19:00	19:00-20:00	20:00-21:00	21:00-22:00	22:00-23:00	23:00-24:00			
Kolhapur	Rajaram Puri (Near Rajaram Puri)	72.1	70.6	70.8	63.1	51.6	47.4	72.1	47.4	68.4
Kolhapur	Mahalaxmi Mandir	72.4	70.1	68.5	67.3	60.5	52.7	72.4	52.7	68.4
Kolhapur	Khas Baug Maidan (Near Khas Baug Maidan)	79.1	75.2	68.5	58.8	49.0	40.5	79.1	40.5	73.1
Sangli	Miraj Market	73.6	74.1	72.9	73.3	62.8	60.6	74.1	60.6	71.9
Sangli	Vishram Baug Chawk	75.9	74.0	72.4	73.1	61.1	60.1	75.9	60.1	72.4
Sangli	Gandhi Putala (Ganpati Peth)	75.7	72.4	71.9	68.1	61.4	60.5	75.7	60.5	71.2
Mira-Bhyander	Bhakti Vedant Hospital, Tenkar pada	78.6	79.0	77.7	72.6	74.8	69.6	79.0	69.6	76.5
Mira-Bhyander	Golden police Chawki	79.1	80.6	90.0	75.6	78.1	77.8	90.0	75.6	83.5

[illegible]

		1-Sep-20	1-Sep-20	1-Sep-20	1-Sep-20	1-Sep-20	1-Sep-20			
		Tuesday	Tuesday	Tuesday	Tuesday	Tuesday	Tuesday	Max	Min	Leq
City	Location name (details)	18:00-19:00	19:00-20:00	20:00-21:00	21:00-22:00	22:00-23:00	23:00-24:00			
Bhiwandi-Nizampur	Dhamankar Naka	73.6	75.6	74.9	72.3	70.5	69.7	75.6	69.7	73.3
Bhiwandi-Nizampur	Indira Gandhi Memorial Hospital	70.0	66.7	65.3	66.4	64.3	61.0	70.0	61.0	66.4
Bhiwandi-Nizampur	Shelar Near Nadi naka	75.2	75.6	74.3	73.3	72.0	69.2	75.6	69.2	73.7
Chandrapur	Govt. Medical College & Hospital, Chandrapur	64.9	65.6	62.9	61.1	58.4	57.2	65.6	57.2	62.7
Chandrapur	Gandhi Square, Municipal Corporation, Chandrapur	69.3	64.3	63.4	59.8	61.0	58.4	69.3	58.4	64.3
Chandrapur	Jatpura Gate	73.5	69.8	68.4	64.6	65.0	65.1	73.5	64.6	69.0
Nanded-Waghala	Ganesh Nagar, Municipal Corparation, Nanded	68.0	69.0	68.0	66.0	61.0	59.0	69.0	59.0	66.5
Nanded-Waghala	Shivaji Nagar	66.0	67.0	64.0	61.0	58.0	54.0	67.0	54.0	63.6

[illegible]

		1-Sep-20	1-Sep-20	1-Sep-20	1-Sep-20	1-Sep-20	1-Sep-20			
		Tuesday	Tuesday	Tuesday	Tuesday	Tuesday	Tuesday	Max	Min	Leq
City	Location name (details)	18:00-19:00	19:00-20:00	20:00-21:00	21:00-22:00	22:00-23:00	23:00-24:00			
Malegaon	Mosampur	71.0	69.0	65.0	64.0	61.0	59.0	71.0	59.0	66.7
Malegaon	Satana Naka	69.0	70.0	68.0	58.0	54.0	56.0	70.0	54.0	66.3
Malegaon	Malegaon Camp	70.0	71.0	68.0	61.0	58.0	54.0	71.0	54.0	67.1
Pimpri-Chinchwad	Chaphekar Chawk, Chinchwad Gaon	70.4	70.4	66.5	64.6	56.2	48.5	70.4	48.5	66.9
Pimpri-Chinchwad	Shanti Nagar (Pimri)	73.6	74.9	72.1	72.8	65.4	56.4	74.9	56.4	71.9
Pimpri-Chinchwad	Bosari Gaonthan	65.4	69.3	64.8	65.3	58.7	52.4	69.3	52.4	65.1
Parbhani	Shivaji Chawk, Parbhani	70.0	70.0	67.0	64.0	62.0	59.0	70.0	59.0	67.0
Parbhani	Shivaji Maharaj Putala, (near S.P. Office)	69.0	67.0	66.0	64.0	62.0	60.0	69.0	60.0	65.6

[illegible]

[illegible]

Glimse of the Event

