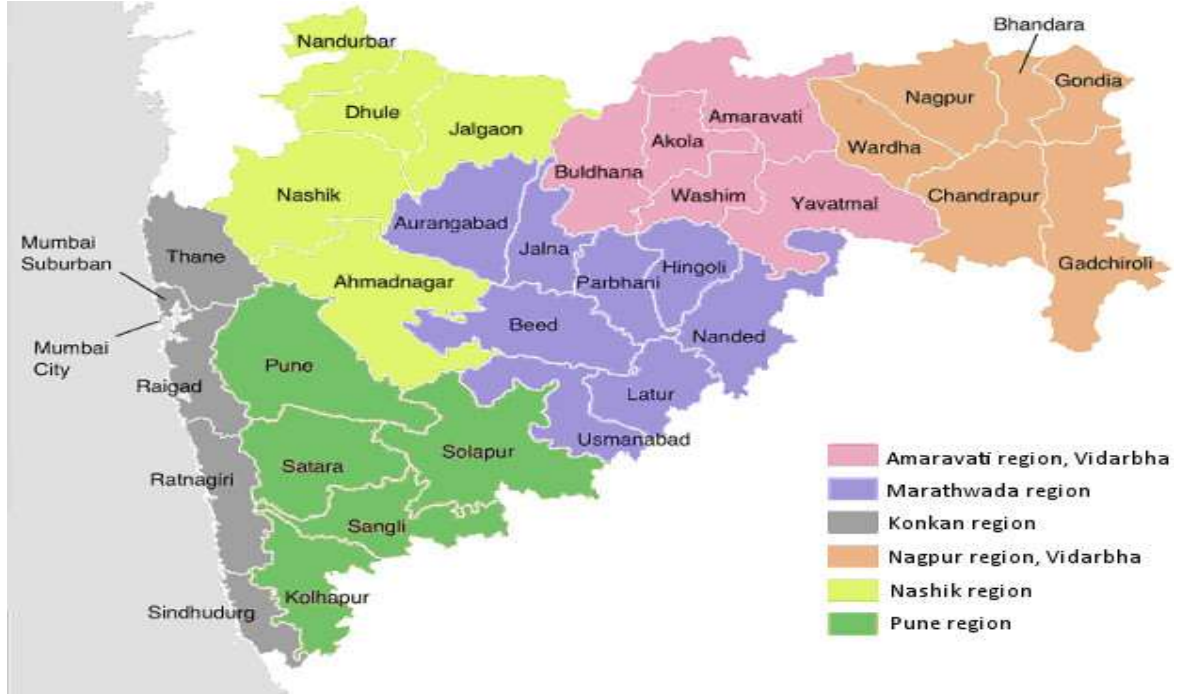


**Annual Report  
on  
Construction and Demolition  
Waste Management Rules, 2016.  
FOR THE STATE OF MAHARASHTRA**



**(2019-2020)**



**Maharashtra Pollution Control Board**


**महाराष्ट्र प्रदूषण नियंत्रण मंडळ**

Kalpataru Point, Sion Circle, Sion (East),  
Mumbai 400 022

**MAHARASHTRA POLLUTION CONTROL BOARD****ANNUAL REPROT 2019-20****Form- IV**

See Rule [(8)(3)]

To,  
**The Chairman**  
**Central Pollution Control Board**  
**Parivesh Bhawan, East Arjun Nagar**  
**DELHI- 110 0032**

1.	Name of the State/Union territory	MAHARASHTRA												
2.	Name & address of the State Pollution Control	Maharashtra Pollution Control Board, Sion, Mumbai.400022												
3.	Number of local bodies responsible for management of solid waste in the State/Union territory under these rules	<table> <tr> <td>1 Corporations</td> <td>27</td> </tr> <tr> <td>2 Councils</td> <td>236</td> </tr> <tr> <td>3 Nagar Panchayat</td> <td>124</td> </tr> <tr> <td><b>Total ULBs</b></td> <td><b>387</b></td> </tr> <tr> <td>4 Cantonment Boards</td> <td>07</td> </tr> <tr> <td><b>Total</b></td> <td><b>394</b></td> </tr> </table>	1 Corporations	27	2 Councils	236	3 Nagar Panchayat	124	<b>Total ULBs</b>	<b>387</b>	4 Cantonment Boards	07	<b>Total</b>	<b>394</b>
1 Corporations	27													
2 Councils	236													
3 Nagar Panchayat	124													
<b>Total ULBs</b>	<b>387</b>													
4 Cantonment Boards	07													
<b>Total</b>	<b>394</b>													
4.	A Summary Statement on progress made by authorities in respect of Implementation of Schedule III.	<b>Annexure-I Attached</b>												
5.	A Summary Statement on progress made by authorities in respect of Implementation of Schedule IV.	-----												
	Date: 23/07/2020													
	Place: Mumbai	 (E. Ravendiran, IAS) Member Secretary Maharashtra State Pollution Control Board												

## Annexure-I

**Number of ULBs Region wise**

Regions	Corporations	Municipal Council "A" Class	Municipal Council "B" Class	Municipal Council "C" Class	Nagar Panchayats	Cantonment Board
Mumbai	1	0	0	0	0	0
Navi Mumbai	1	0	0	1	0	0
Kalyan	3	2	0	0	2	0
Thane	3	0	2	1	4	0
Raigad	1	0	1	8	5	0
Kolhapur	2	1	5	16	14	0
Amaravati	2	1	14	15	10	0
Chandrapur	1	1	8	12	21	0
Nagpur	1	3	8	16	18	1
Pune	3	3	7	21	10	3
Nashik	5	2	14	24	15	2
Aurangabad	4	5	12	33	25	1
<b>Total</b>	<b>27</b>	<b>18</b>	<b>70</b>	<b>148</b>	<b>124</b>	<b>7</b>

\* Total nos of Municipal Council 'A' class has increased by 1 no,  
 Total nos of Municipal Council 'B' class decreased by 2 nos,  
 Total nos of Municipal Council 'C' class increased by 3 nos,  
 Total nos of Nagar Panchayat increased by 1 nos.

**Cities Chart with Population**

Regions	(Population > 1 million)	(Population between 0.5 million to 1 million)	(Population < 0.5 million)
Mumbai	1	0	0
Navi Mumbai	1	0	0
Kalyan	1	2	5
Thane	2	1	6
Raigad	0	1	14
Kolhapur	0	2	35
Amaravati	1	1	38
Chandrapur	0	0	44
Nagpur	1	0	46
Pune	2	1	41
Nashik	1	2	57
Aurangabad	1	1	76
<b>Total</b>	<b>11</b>	<b>11</b>	<b>362</b>

Annual report in form III submitted by 384 ULBs for the financial year 2018-2019 out of 394 ULBs including Cantonment Boards.

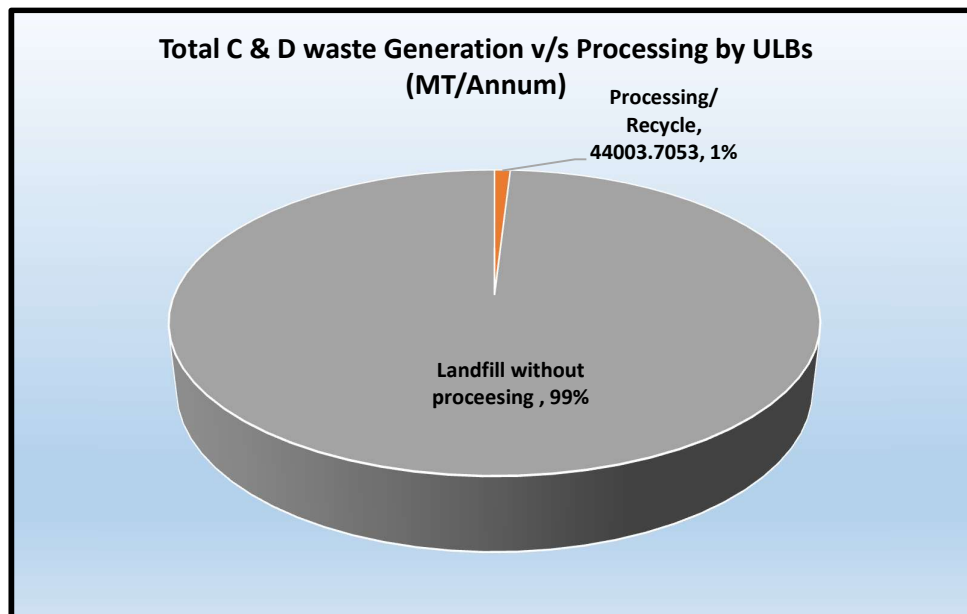
Total 4704568.68 MT/A C&D Waste is generated by these ULBs. Total 44003.7053 MT/A Waste processed / recycled by ULBs. The C&D disposed by landfilling without processing (last option) or filling low lying area waste quantity is 4660564.97 MT/A. These ULBs having 533 storage facilities to store C&D waste securely. Total **233** Municipal magistrates appointed for taking penal action for non-compliance with these rules by these ULBs and **526** No's of cases were registered under this rules.

Board has taken effective steps for implementation of Construction and Demolition Management Rules, 2016 :

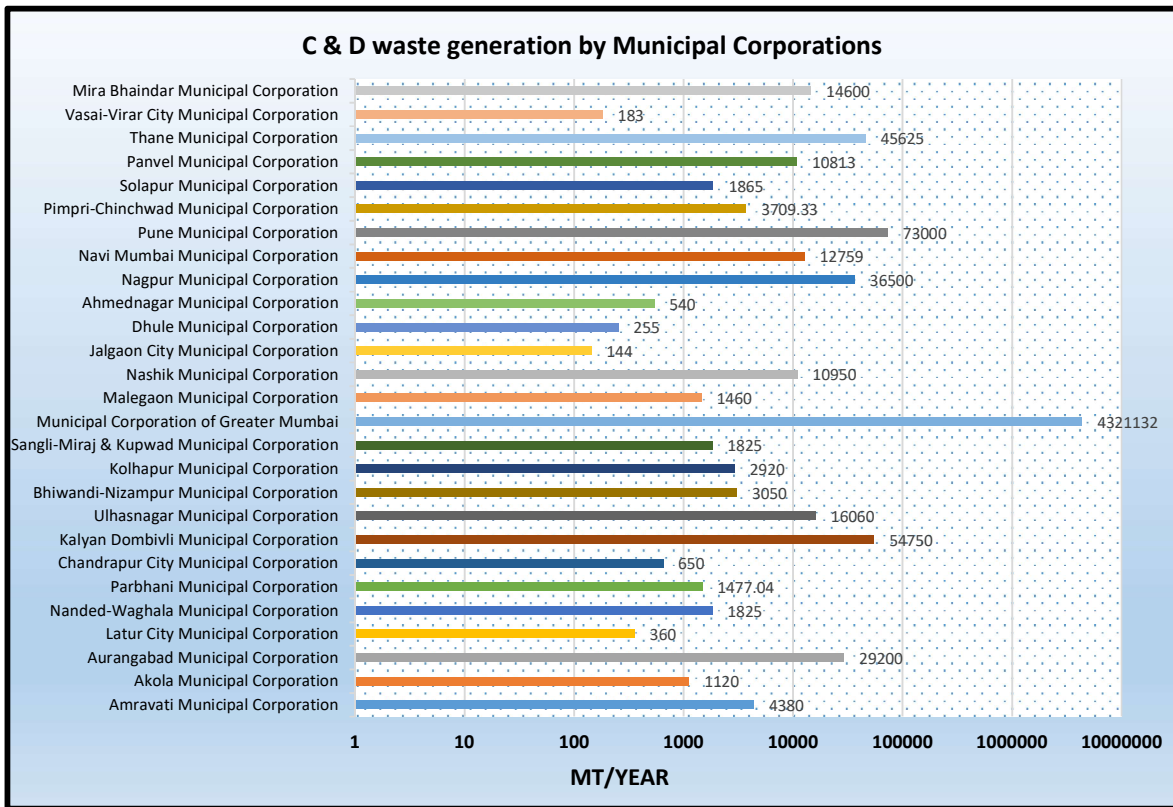
1. The soft copy of the Construction and Demolition Rules, 2016 have been uploaded on the Board's website under the following link:  
[http://www.mpcb.gov.in/sites/default/files/construction-demolition-waste/C\\_and\\_D\\_rules\\_2016.pdf](http://www.mpcb.gov.in/sites/default/files/construction-demolition-waste/C_and_D_rules_2016.pdf).
2. Board has organised Divisional Level Workshop for awareness of Construction and Demolition Management Rules, 2016 and its implementation for ULBs in Aurangabad, Nashik, Kokan, Nagpur and Pune Division in month August 2019 and October 2019.
3. Below table showing operational and proposed plants for processing of Construction and Demolition waste.

Sr.No.	Name of Corporation	Plant capacity (TPD)	Present Status
1	Thane Municipal Corporation	300	In operation.
2	Pimpri-Chinchwad Municipal Corporation	200	Work order issued. Proposed plant.
3	Navi Mumbai Municipal Corporation	150	Proposed plant.
4	Municipal Corporation of Greater Mumbai	1200	E-Tendered. Proposed Plant.
5	Pune Municipal Corporation	200	Proposed Plant.

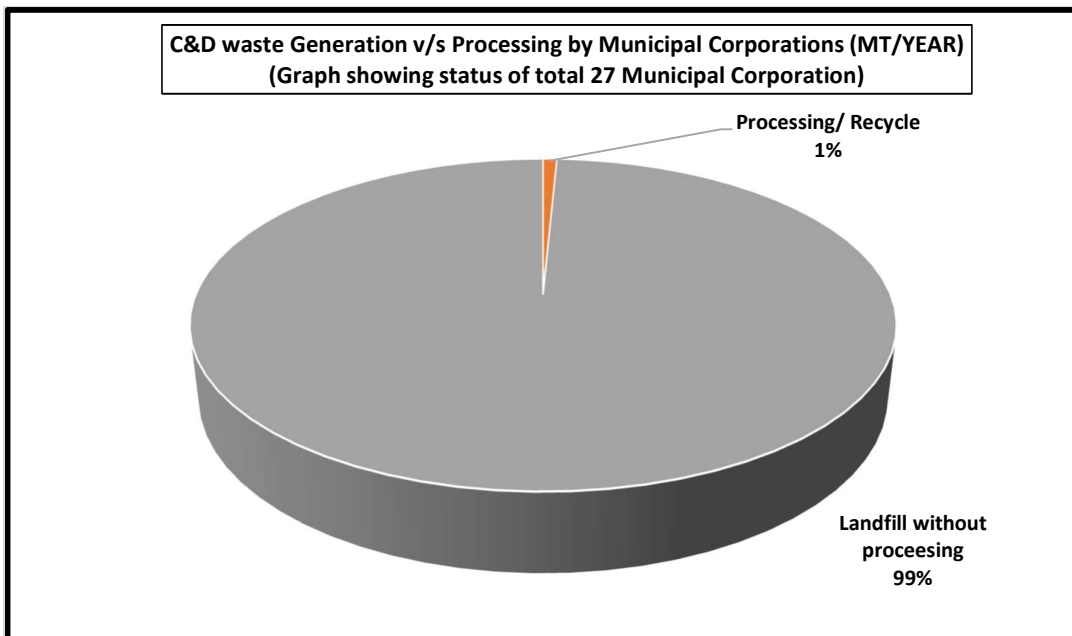
<b>C &amp; D Waste Abstract of ULBs and Cantonment Boards</b>						
<b>ULBs</b>	<b>Total Qty of C &amp; D waste Generated during whole year in MT</b>	<b>Total Qty of C &amp; D waste processed/recycled in MT</b>	<b>Total Qty of C &amp; D waste Disposed by landfilling without processing (last option) or filling low lying area</b>	<b>Number of Storage Facilities for C&amp;D Waste Storage</b>	<b>Municipal magistrates appointed for taking penal action for non-compliance with these rules.</b>	<b>No of Penal action cases registered</b>
<b>Municipal Corporation</b>	4651152.37	34999.25	4616153.12	80	15	137
<b>"A" Class Municipal council</b>	10523	543.758	9979.24	41	15	93
<b>"B" Class Municipal council</b>	20347.67	1032.887	19314.783	93	45	48
<b>"C" Class Municipal council</b>	11730.45	1533.5299	10196.9201	190	95	171
<b>Nagar panchayats</b>	10725.19	5890.2804	4834.9096	128	62	77
<b>Cantonment Boards</b>	90	4	86	1	1	0
<b>Total</b>	<b>4704568.68</b>	<b>44003.7053</b>	<b>4660564.973</b>	<b>533</b>	<b>233</b>	<b>526</b>



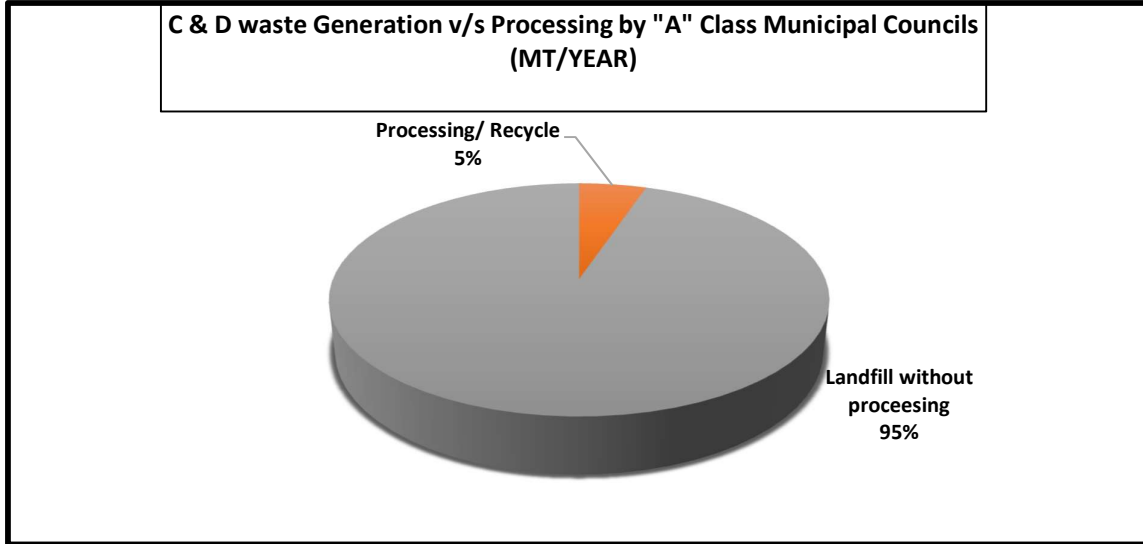
### Graphical Representation



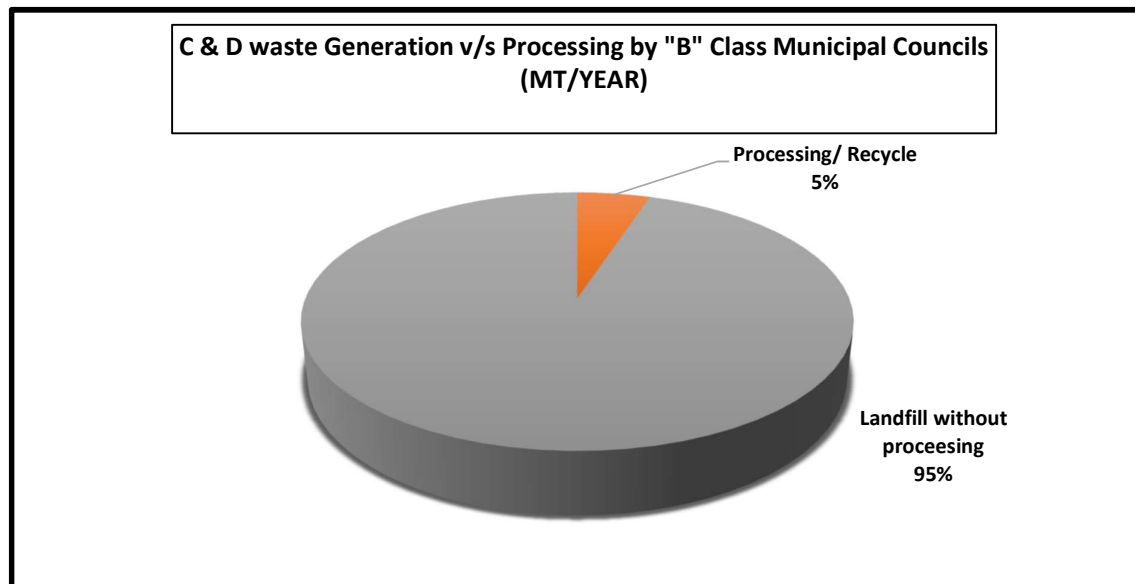
Corporation Generation v/s treatment (MT/Year)	
Generation	4651152.37
Processing/ Recycle	34999.25
Landfill without processing	4616153.12



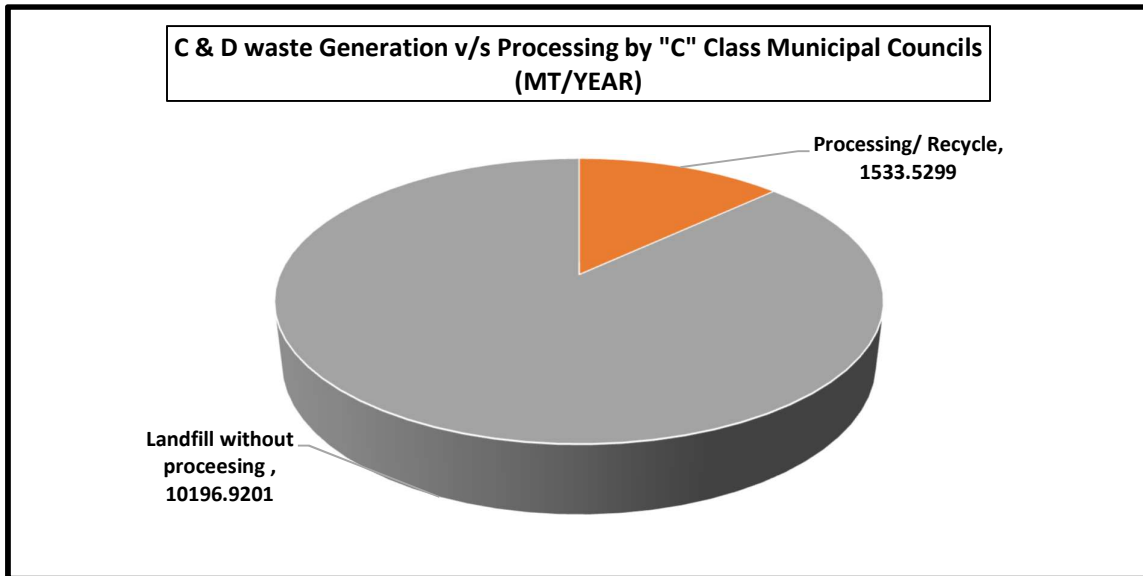
<b>"A" Class Municipal Councils Generation v/s treatment (MT/Year)</b>	
<b>Generation</b>	10523
<b>Processing/ Recycle</b>	543.758
<b>Landfill without processing</b>	9979.24



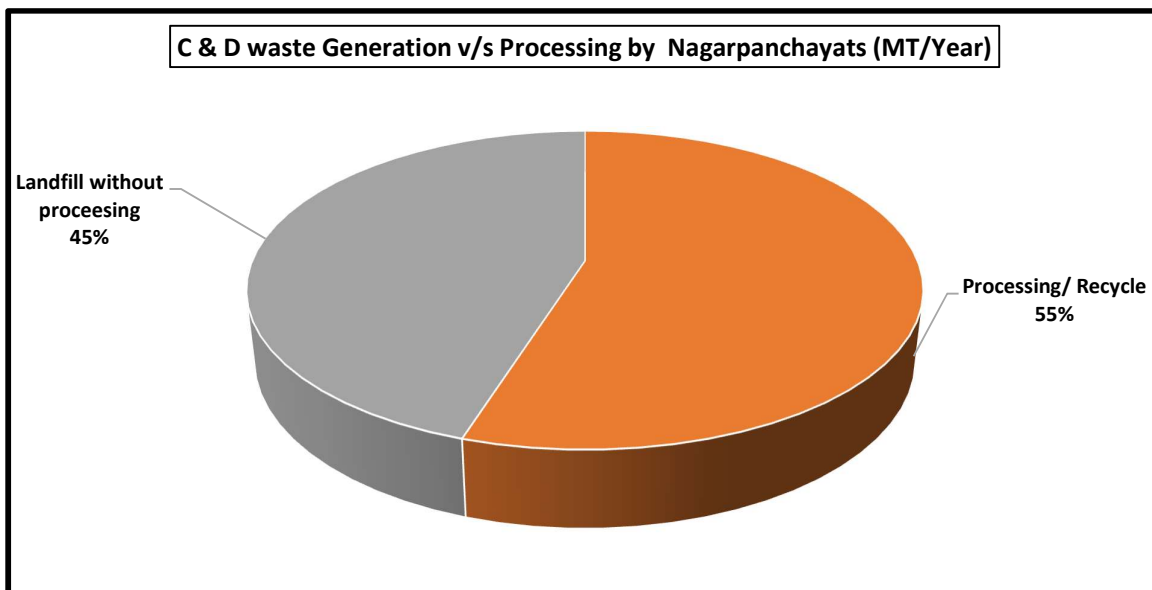
<b>"B" Class Municipal Councils Generation v/s treatment (MT/Year)</b>	
<b>Generation</b>	20347.67
<b>Processing/ Recycle</b>	1032.887
<b>Landfill without processing</b>	19314.783



<b>"C" Class Municipal Councils Generation v/s treatment (MT/Year)</b>	
<b>Generation</b>	11730.45
<b>Processing/ Recycle</b>	1533.5299
<b>Landfill without processing</b>	10196.9201

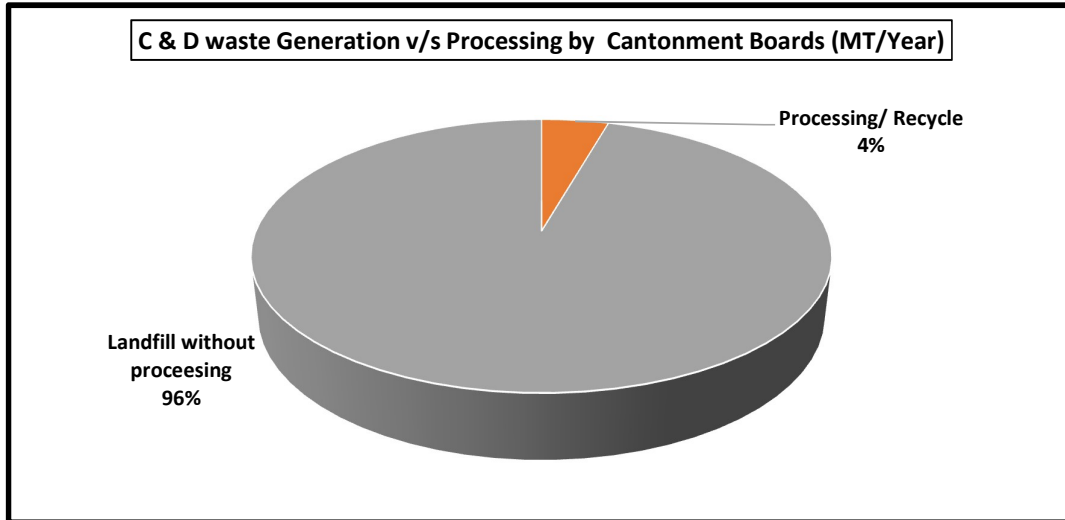


<b>Nagarpanchayats Generation v/s treatment (MT/Year)</b>	
<b>Generation</b>	10725.19
<b>Processing/ Recycle</b>	5890.2804
<b>Landfill without processing</b>	4834.9096





Cantonment Boards Generation v/s treatment (MT/Year)	
Generation	90
Processing/ Recycle	4
Landfill without processing	86



Mumbai Region									
Sr. No.	Name of ULB	Class	Population	Total Qty of C & D waste Generated during whole year in MT	Total Qty of C & D waste processed /recycled in MT	Total Qty of C & D waste Disposed by landfilling without processing (last option) or filling low lying area	Number of Storage Facilities for C&D Waste Storage	Transportation (Truck, Tractor, Dumper placer, other)	Municipal magistrates appointed for taking penal action for non-compliance with these rules.
1	Municipal Corporation of Greater Mumbai	Corp A Metro City	13958608	4321132	0	4321132	0	57	NO

Navi Mumbai Region									
Sr. No.	Name of ULB	Class	Population	Total Qty of C & D waste Generated during whole year in MT	Total Qty of C & D waste processed /recycled in MT	Total Qty of C & D waste Disposed by landfilling without processing (last option) or filling low lying area	Number of Storage Facilities for C&D Waste Storage	Transportation (Truck, Tractor, Dumper placer, other)	Municipal magistrates appointed for taking penal action for non-compliance with these rules.
1	Navi Mumbai Municipal Corporation	Corp C	1120000	12759	7884.2	4874.8	4	4	YES

Kalyan Region									
Sr. No.	Name of ULB	Class	Population	Total Qty of C & D waste Generated during whole year in MT	Total Qty of C & D waste processed /recycled in MT	Total Qty of C & D waste Disposed by landfilling without processing (last option) or filling low lying area	Number of Storage Facilities for C&D Waste Storage	Transportation (Truck, Tractor, Dumper placer, other)	Municipal magistrates appointed for taking penal action for non-compliance with these rules.
1	Kalyan Dombivali M. Corporation.	Corp C	1518846	54750	150	54600	1	0	YES
2	Ulhasnagar Municipal Corporation	Corp D	506098	16060	0	16060	1	10	Yes

Sr. No.	Name of ULB	Class	Population	Total Qty of C & D waste Generated during whole year in MT	Total Qty of C & D waste processed /recycled in MT	Total Qty of C & D waste Disposed by landfilling without processing (last option) or filling low lying area	Number of Storage Facilities for C&D Waste Storage	Transportation (Truck, Tractor, Dumper placer, other)	Municipal magistrates appointed for taking penal action for non-compliance with these rules.
3	Bhiwandi Nizampur City Mun. Corporation	Corp D	709665	3050	0	3050	1	8	NO
4	Murbad Nagar Panchayat	Nagarpanchayat	21080	12	0	12	1	0	Yes
5	Ambarnath Municipal Council	Council-A	253475	25	0	25	1	2	No
6	Kulgaon Badlapur Municipal Council	Council-A	174226	1825	0	1825	1	1	Yes
7	Shahapur Nagar Panchayat	Nagarpanchayat	11623	25.16	0	25.16	1	1	No

Thane Region									
Sr. No.	Name of ULB	Class	Population	Total Qty of C & D waste Generated during whole year in MT	Total Qty of C & D waste processed /recycled in MT	Total Qty of C & D waste Disposed by landfilling without processing (last option) or filling low lying area	Number of Storage Facilities for C&D Waste Storage	Transportation (Truck, Tractor, Dumper placer, other)	Municipal magistrates appointed for taking penal action for non-compliance with these rules.
1	Thane Municipal Corporation	Corp-B	1800000	45625	26619	19006	1	12	Yes
2	Vasai-Virar Municipal Corporation	Corp-C	1901273	183	0	183	1	23	Yes
3	Mira bhaindar Municipal Corporation	Corp-D	814786	14600	0	14600	0	4	No
4	Jawhar Municipal Council	MC-C	12040	4.2	0	4.2	0	1	Yes
5	Mokhada Nagar Panchayat	NP	10273	1.01	1.01	0	1	10	No
6	Talasari Nagar Panchayat	NP	18722	1	0	1	0	0	No
7	Dahanu Municipal Council	MC-B	50287	12	9	3	1	1	No
8	Vikramgad Nagar Panchayat	NP	8340	1.82	0	1.82	0	1	Yes
9	Palghar Municipal Council	MC-B	68930	365	1	364	1	1	Yes

Raigad Region									
Sr. No.	Name of ULB	Class	Population	Total Qty of C & D waste Generated during whole year in MT	Total Qty of C & D waste processed /recycled in MT	Total Qty of C & D waste Disposed by landfilling without processing (last option) or filling low lying area	Number of Storage Facilities for C&D Waste Storage	Transportation (Truck, Tractor, Dumper placer, other)	Municipal magistrates appointed for taking penal action for non-compliance with these rules.
1	Khalapur Nagar Panchayat	NP	6421	6	2.3	3.7	1	1	No
2	Khopoli Municipal Council	MC-B	71141	90	55	35	1	1	No
3	Panvel Municipal Corporation	Corp-D	509901	10813	0	10813	1	0	No
4	Pen Municipal Council	MC-C	41575	36.5	0.1	36.4	1	1	Yes
5	Matheran Municipal Council	MC-C	4393	3.65	0	3.65	1	1	No
6	Karjat Municipal Council	MC-C	29663	180	0	180	1	1	No
7	Roha Municipal Council	MC-C	22760	8	0.01	7.99	1	3	Yes
8	Alibag Municipal Council	MC-C	21998	7.2	0.02	7.18	1	1	No

Sr. No.	Name of ULB	Class	Population	Total Qty of C & D waste Generated during whole year in MT	Total Qty of C & D waste processed /recycled in MT	Total Qty of C & D waste Disposed by landfilling without processing (last option) or filling low lying area	Number of Storage Facilities for C&D Waste Storage	Transportation (Truck, Tractor, Dumper placer, other)	Municipal magistrates appointed for taking penal action for non-compliance with these rules.
9	Murud-Janjira Municipal Council	MC-C	12228	6	1.3	4.7	1	1	Yes
10	Shrivardhan Municipal Council	MC-C	15123	73	0.2	72.8	1	1	Yes
11	Tala Nagar Panchayat	NP	6981	1	0.8	0.2	1	1	Yes
12	Mahad Municipal Council	MC-C	31000	150	0	150	1	1	No
13	Poladpur Nagar Panchayat	NP	5944	12	5	7	1	3	No
14	Mhasala Nagar Panchayat	NP	10118	150	150	0	1	6	Yes
15	Mangaon Nagar Panchayat	NP	18740	150	150	0	1	6	No

Kolhapur Region									
Sr. No.	Name of ULB	Class	Population	Total Qty of C & D waste Generated during whole year in MT	Total Qty of C & D waste processed /recycled in MT	Total Qty of C & D waste Disposed by landfilling without processing (last option) or filling low lying area	Number of Storage Facilities for C&D Waste Storage	Transportation (Truck, Tractor, Dumper placer, other)	Municipal magistrates appointed for taking penal action for non-compliance with these rules.
1	Vadgaon Municipal Council	MC-C	25651	191.25	0.08	191.17	1	1	Yes
2	Ichalkaranji Municipal Council	MC-A	292060	20	0.058	19.942	1	3	Yes
3	Panhala Municipal Council	MC-C	3121	43.8	0.09	43.71	1	1	Yes
4	Murgud Municipal Council	MC-C	11194	32.4	0.07	32.33	1	1	No
5	Gadhinglaj Municipal Council	MC-C	27185	60	0	60	1	1	Yes
6	Kolhapur Municipal Corporation	Corp-D	607419	2920	8	2912	4	4	No
7	Jaysingpur Municipal Council	MC-B	48510	25	0.25	24.75	1	1	Yes
8	Kagal Municipal Council	MC-C	42000	54	0.1	53.9	1	1	Yes

Sr. No.	Name of ULB	Class	Population	Total Qty of C & D waste Generated during whole year in MT	Total Qty of C & D waste processed /recycled in MT	Total Qty of C & D waste Disposed by landfilling without processing (last option) or filling low lying area	Number of Storage Facilities for C&D Waste Storage	Transportation (Truck, Tractor, Dumper plcer, other)	Municipal magistrates appointed for taking penal action for non-compliance with these rules.
9	Malkapur Municipal Council	MC-C	5339	36.5	0.1	36.4	1	1	Yes
10	Kurundwad Municipal Council	MC-C	22372	12	0.32	11.68	1	3	Yes
11	Shirala Nagar Panchayat	NP	15904	5.76	0.015	5.745	1	1	No
12	Kadegaon Nagar Panchayat	NP	11821	69	0.5	68.5	1	1	Yes
13	Tasgaon Municipal Council	MC-C	37945	180	0.32	179.68	1	1	No
14	Sangli-Miraj & Kupwad Municipal Corporation	Corp-D	557000	1825	5	1820	1	2	No
15	Jat Municipal Council	MC-C	35336	200	0.3	199.7	1	1	Yes
16	Islampur Municipal Council	MC-B	78620	55	0.15	54.85	1	1	Yes
17	Kavathemah ankal Nagar Panchayat	NP	17390	3.6	0.023	3.577	1	3	Yes
18	Khanapur Nagar Panchayat	NP	6457	5.02	0	5.02	1	1	Yes



Sr. No.	Name of ULB	Class	Population	Total Qty of C & D waste Generated during whole year in MT	Total Qty of C & D waste processed /recycled in MT	Total Qty of C & D waste Disposed by landfilling without processing (last option) or filling low lying area	Number of Storage Facilities for C&D Waste Storage	Transportation (Truck, Tractor, Dumper plcer, other)	Municipal magistrates appointed for taking penal action for non-compliance with these rules.
19	Vita Municipal Council	MC-B	48289	310	0	310	1	1	Yes
20	Palus Municipal Council	MC-C	30010	9.13	0.125	9.005	1	1	Yes
21	Ashta Municipal Council	MC-C	37105	36	0.1	35.9	1	1	Yes
22	Rajapur Municipal Council	MC-C	9753	5	0	5	1	1	No
23	Devrukh Nagar Panchayat	NP	13608	10	0.2	9.8	1	1	Yes
24	Lanja Nagar Panchayat	NP	18326	10	0.2	9.8	1	1	Yes
25	Kudal Nagar Panchayat	NP	17850	0.2	0.2	0	1	1	Yes
26	Vaibhavwadi Nagar Panchayat	NP	2297	3.65	0.0104	3.6396	1	1	Yes
27	Devgadjamsan de Nagar Panchayat	NP	17234	30	0	30	1	1	No
28	Kasai-Dodamarg Nagar Panchayat	NP	3811	18	18	0	0	1	No
29	Kankavli Municipal Council	NP	16398	6.12	6.12	0	0	1	Yes

Sr. No.	Name of ULB	Class	Population	Total Qty of C & D waste Generated during whole year in MT	Total Qty of C & D waste processed /recycled in MT	Total Qty of C & D waste Disposed by landfilling without processing (last option) or filling low lying area	Number of Storage Facilities for C&D Waste Storage	Transportation (Truck, Tractor, Dumper placer, other)	Municipal magistrates appointed for taking penal action for non-compliance with these rules.
30	Malvan Municipal Council	MC-C	18648	0	0	0	1	1	No
31	Sawantvadi Municipal Council	MC-C	23851	0.01	0	0.01	2	1	Yes
32	Vengurla Municipal Council	MC-C	12392	36	27	9	17	1	Yes
33	Ratnagiri Municipal Council	MC-B	81609	180	0	180	1	1	Yes
34	Chiplun Municipal Council	MC-B	56569	7.2	7.2	0	1	1	Yes
35	Mandangad Nagar Panchayat	NP	4892	7.3	0	7.3	1	1	Yes
36	Guhagar Nagar Panchayat	NP	7299	0.5	0	0.5	1	1	Yes
37	Dapoli Municipal Council	NP	15713	100	95	5	1	1	No

Amravati Region									
Sr. No.	Name of ULB	Class	Population	Total Qty of C & D waste Generated during whole year in MT	Total Qty of C & D waste processed /recycled in MT	Total Qty of C & D waste Disposed by landfilling without processing (last option) or filling low lying area	Number of Storage Facilities for C&D Waste Storage	Transportation (Truck, Tractor, Dumper placer, other)	Municipal magistrates appointed for taking penal action for non-compliance with these rules.
1	Shendurjana Ghat Municipal Council	MC-B	22964	3.2	0.19	3.01	1	1	Yes
2	ChandurRailway Municipal Council	MC-B	19776	5	0	5	1	2	Yes
3	Warud Municipal Council	MC-B	45482	3.5	0.1	3.4	1	2	Yes
4	Chikhaldara Hill Station Municipal Council	MC-B	5158	10	0	10	1	0	Yes
5	Anjangaon Surji Municipal Council	MC-B	62721	182	0.5	181.5	1	18	Yes
6	Achalpur Municipal Council	MC-B	112311	182	0	182	1	1	Yes
7	Daryapur Municipal Council	MC-B	40124	18.25	0	18.25	1	1	No
8	Nandgaon (K) Nagar Panchyat	NP	13572	12	0.5	11.5	2	7	No

Sr. No.	Name of ULB	Class	Population	Total Qty of C & D waste Generated during whole year in MT	Total Qty of C & D waste processed /recycled in MT	Total Qty of C & D waste Disposed by landfilling without processing (last option) or filling low lying area	Number of Storage Facilities for C&D Waste Storage	Transportation (Truck, Tractor, Dumper plcer, other)	Municipal magistrates appointed for taking penal action for non-compliance with these rules.
9	Dhamangaon Municipal Council	MC-C	21059	30	0.004	29.996	1	7	Yes
10	Teosa Nagar Panchayat	NP	12482	1	0.9	0.1	2	1	No
11	Dharni Nagar Panchayat	NP	18452	10	0.02	9.98	1	1	No
12	ChandurBazaar Municipal Council	MC-C	20245	50	0.05	49.95	1	0	No
13	Amravati Municipal Corporation	Corp-D	647057	4380	5	4375	1	60	No
14	Morshi Municipal Council	MC-B	37333	1	0.0112	0.9888	1	1	No
15	Bhatkuli Nagar Panchayat	NP	8816	5	0.001	4.999	2	0	Yes
16	Manora Nagar Panchayat	NP	9339	36	0	36	1	0	No
17	Karanja Municipal Council	MC-B	73353	45.7	0	45.7	1	1	No
18	Malegaon Jahanjir	NP	21290	1.8	0.245	1.555	1	1	Yes
19	Risod Municipal Council	MC-C	37549	36	15	21	1	1	Yes

Sr. No.	Name of ULB	Class	Population	Total Qty of C & D waste Generated during whole year in MT	Total Qty of C & D waste processed /recycled in MT	Total Qty of C & D waste Disposed by landfilling without processing (last option) or filling low lying area	Number of Storage Facilities for C&D Waste Storage	Transportation (Truck, Tractor, Dumper placer, other)	Municipal magistrates appointed for taking penal action for non-compliance with these rules.
20	Washim Municipal Council	MC-B	90612	73	2	71	1	1	Yes
21	Mangrulpir Municipal Council	MC-C	30983	8	8	0	1	1	Yes
22	Patur Municipal Council	MC-C	21095	18	0.05	17.95	1	1	Yes
23	Sindkhed Raja Municipal Council	MC-C	16434	0.6	0.009	0.591	1	1	No
24	Khamgaon Municipal Council	MC-B	94191	292	0.6	291.4	1	1	No
25	Mehkar Municipal Council	MC-B	50000	5	0	5	1	1	No
26	Motala Nagar panchyat	NP	14000	540	0	540	0	3	No
27	Jalgaon Jamod Municipal Council	MC-C	29692	109	0.23	108.77	1	1	No
28	Murtizapur Municipal Council	MC-B	40295	73	73	0	1	3	No

Sr. No.	Name of ULB	Class	Population	Total Qty of C & D waste Generated during whole year in MT	Total Qty of C & D waste processed /recycled in MT	Total Qty of C & D waste Disposed by landfilling without processing (last option) or filling low lying area	Number of Storage Facilities for C&D Waste Storage	Transportation (Truck, Tractor, Dumper placer, other)	Municipal magistrates appointed for taking penal action for non-compliance with these rules.
29	Telhara Municipal Council	MC-C	20986	12	0	12	2	9	No
30	Shegaon Municipal Council	MC-B	68372	3.65	0.007	3.643	1	2	No
31	Nandura Municipal Council	MC-B	44419	0.3	0	0.3	1	0	Yes
32	Balapur Municipal Council	MC-B	44594	16.23	0.005	16.225	1	1	No
33	Akot Municipal Council	MC-B	92637	1	0	1	1	1	Yes
34	Buldhana Municipal Council	MC-B	74193	6	3	3	1	1	No
35	Lonar Municipal Council	MC-C	23416	36.5	0	36.5	1	1	No
36	Chikhli Municipal Council	MC-B	57889	18	0.01	17.99	1	1	Yes
37	Barshitakli Nagar Panchayat	NP	21817	1	1	0	1	1	No

Sr. No.	Name of ULB	Class	Population	Total Qty of C & D waste Generated during whole year in MT	Total Qty of C & D waste processed /recycled in MT	Total Qty of C & D waste Disposed by landfilling without processing (last option) or filling low lying area	Number of Storage Facilities for C&D Waste Storage	Transportation (Truck, Tractor, Dumper placer, other)	Municipal magistrates appointed for taking penal action for non-compliance with these rules.
38	Sangrampur Nagar Panchayat	NP	7258	36.5	0	36.5	0	1	No
39	Deulgaon Raja Municipal Council	MC-C	30827	18.25	0	18.25	0	1	No
40	Akola Municipal Corporation	Corp-D	590591	1120	0	1120	1	2	No

**Chandrapur Region**

Sr. No.	Name of ULB	Class	Population	Total Qty of C & D waste Generated during whole year in MT	Total Qty of C & D waste processed /recycled in MT	Total Qty of C & D waste Disposed by landfilling without processing (last option) or filling low lying area	Number of Storage Facilities for C&D Waste Storage	Transportation (Truck, Tractor, Dumper placer, other)	Municipal magistrates appointed for taking penal action for non-compliance with these rules.
1	Chandrapur City Municipal Corporation	Corp-D	320379	650	0	650	1	1	No
2	Ralegaon Nagar Panchayat	NP	15631	0.05	0	0.05	2	0	Yes
3	Darwha Municipal Council	MC-C	34094	40	0.08	39.92	1	1	Yes

Sr. No.	Name of ULB	Class	Population	Total Qty of C & D waste Generated during whole year in MT	Total Qty of C & D waste processed /recycled in MT	Total Qty of C & D waste Disposed by landfilling without processing (last option) or filling low lying area	Number of Storage Facilities for C&D Waste Storage	Transportation (Truck, Tractor, Dumper placer, other)	Municipal magistrates appointed for taking penal action for non-compliance with these rules.
4	Umardhed Municipal Council	MC-B	47458	378	0	378	1	2	Yes
5	Digras Municipal Council	MC-B	48937	321	1.69	319.31	1	16	Yes
6	Kalamb Nagar Panchyat	NP	20025	15	0	15	1	1	Yes
7	Mahagaon Nagar Panchayat	NP	8248	3	0	3	1	0	No
8	Wani Municipal Council	MC-B	58840	4.63	0	4.63	1	1	Yes
9	Ghatanji Municipal Council	MC-C	21293	350	0	350	1	1	No
10	Yavatmal Municipal Council	MC-A	248939	280	0.8	279.2	1	2	Yes
11	Gondpimpri Nagar Panchayat	NP	8474	0.8	0.8	0	1	1	No
12	Bhadravati Municipal Council	MC-B	60565	182.5	0.4	182.1	1	1	Yes
13	Pombhurna Nagar Panchayat	NP	6308	1.82	0	1.82	1	1	Yes



Sr. No.	Name of ULB	Class	Population	Total Qty of C & D waste Generated during whole year in MT	Total Qty of C & D waste processed /recycled in MT	Total Qty of C & D waste Disposed by landfilling without processing (last option) or filling low lying area	Number of Storage Facilities for C&D Waste Storage	Transportation (Truck, Tractor, Dumper placer, other)	Municipal magistrates appointed for taking penal action for non-compliance with these rules.
14	Kurkheda Nagar Panchayat	NP	7430	0.45	0.45	0	1	6	No
15	Rajura Municipal Council	MC-C	29668	12	0	12	1	21	No
16	Chamoshi Nagar Panchayat	NP	16953	36.5	0	36.5	0	1	No
17	Gadchiroli Municipal Council	MC-C	54152	300	1	299	2	6	No
18	Gadchandur Municipal Council	MC-C	26755	182	1.05	180.95	1	1	Yes
19	Jiwati Nagar Panchayat	NP	4303	0.5	0.01	0.49	1	12	No
20	Mulchera Nagar Panchayat	NP	1939	5	0	5	0	0	No
21	Zari Jamni Nagar Panchayat	NP	1775	0.09	0.008	0.082	1	1	Yes
22	Nagbhid Municipal Council	MC-C	29683	7.3	7.3	0	1	1	Yes
23	Pandharkawada Municipal Council	MC-C	33761	40	0.006	39.994	1	1	Yes

Sr. No.	Name of ULB	Class	Population	Total Qty of C & D waste Generated during whole year in MT	Total Qty of C & D waste processed /recycled in MT	Total Qty of C & D waste Disposed by landfilling without processing (last option) or filling low lying area	Number of Storage Facilities for C&D Waste Storage	Transportation (Truck, Tractor, Dumper placer, other)	Municipal magistrates appointed for taking penal action for non-compliance with these rules.
24	Mool Municipal Council	MC-C	25449	0.4	0	0.4	1	1	Yes
25	Desaiganj (Wadsa) Municipal Council	MC-C	28781	20	0	20	0	1	Yes
26	Bhamragad Nagar Panchayat	NP	7840	36.5	0	36.5	0	11	No
27	Pusad Municipal Council	MC-B	73046	2.5	0	2.5	1	5	No
28	Chimur Municipal Council	MC-C	25741	700	3	697	1	1	Yes
29	Ner Nababpur Nagar Parishad	MC-C	29302	22.3	0	22.3	1	0	No
30	Arni Municipal Council	MC-C	31597	24	0.09	23.91	1	1	Yes
31	Armorli Nagar Panchayat	NP	25507	36	0.1	35.9	1	16	No
32	Korpana Nagar Panchayat	NP	5195	0.8	0.8	0	1	1	No

Sr. No.	Name of ULB	Class	Population	Total Qty of C & D waste Generated during whole year in MT	Total Qty of C & D waste processed /recycled in MT	Total Qty of C & D waste Disposed by landfilling without processing (last option) or filling low lying area	Number of Storage Facilities for C&D Waste Storage	Transportation (Truck, Tractor, Dumper placer, other)	Municipal magistrates appointed for taking penal action for non-compliance with these rules.
33	Saoli Nagar panchayat	NP	10019	0.8	0.009	0.791	1	2	No
34	Sironcha Nagar Panchayat	NP	10621	0	0	0	1	14	Yes
35	Sindewahi Nagar Panchayat	NP	14157	10.95	0.025	10.925	1	1	Yes
36	Warora Municipal Council	MC-C	46532	365	0.9	364.1	1	1	Yes
37	Babhulgaon Nagarpanchayat	NP	6157	0.02	0	0.02	1	0	Yes
38	Dhanora Nagar Panchayat	NP	6109	500	350	150	1	2	Yes
39	Korchi Nagar Panchayat	NP	3483	2	0.179	1.821	17	4	No
40	Ahiri Nagar Panchayat	NP	16647	0.12	0	0.12	1	1	Yes
41	Etapalli Nagar Panchayat	NP	10158	2	1	1	1	2	Yes

Sr. No.	Name of ULB	Class	Population	Total Qty of C & D waste Generated during whole year in MT	Total Qty of C & D waste processed /recycled in MT	Total Qty of C & D waste Disposed by landfilling without processing (last option) or filling low lying area	Number of Storage Facilities for C&D Waste Storage	Transportation (Truck, Tractor, Dumper placer, other)	Municipal magistrates appointed for taking penal action for non-compliance with these rules.
42	Maregaon Nagar Panchyat	NP	8538	0.5	0.5	0	0	3	No
43	Ballarpur Municipal Council	MC-B	89452	730	1.9	728.1	1	1	Yes
44	Bramhapuri Municipal Council	MC-C	36025	36.5	36	0.5	1	1	No

### Nagpur Region

Sr. No.	Name of ULB	Class	Population	Total Qty of C & D waste Generated during whole year in MT	Total Qty of C & D waste processed /recycled in MT	Total Qty of C & D waste Disposed by landfilling without processing (last option) or filling low lying area	Number of Storage Facilities for C&D Waste Storage	Transportation (Truck, Tractor, Dumper placer, other)	Municipal magistrates appointed for taking penal action for non-compliance with these rules.
1	Nagpur Municipal Corporation	Corp-A	2750000	36500	0	36500	4	10	No
2	Parshiwani Nagar Panchayat	NP	15000	7	0.105	6.895	0	0	No
3	Mowad Municipal Council	MC-C	8777	27.5	0	27.5	0	1	Yes
4	Kalmeshwar Municipal Council	MC-C	19578	219	219	0	1	1	Yes

Sr. No.	Name of ULB	Class	Population	Total Qty of C & D waste Generated during whole year in MT	Total Qty of C & D waste processed /recycled in MT	Total Qty of C & D waste Disposed by landfilling without processing (last option) or filling low lying area	Number of Storage Facilities for C&D Waste Storage	Transportation (Truck, Tractor, Dumper plcer, other)	Municipal magistrates appointed for taking penal action for non-compliance with these rules.
5	Kamptee Municipal Council	MC-B	86793	7302	730	6572	1	5	Yes
6	Narkhed Municipal Council	MC-C	21127	0.37	0.001	0.369	1	1	Yes
7	Ramtek Municipal Council	MC-C	22310	150	0.4	149.6	1	8	Yes
8	Katol Municipal Council	MC-B	43267	36	0.21	35.79	3	0	No
9	Mohapa Municipal Council	MC-C	6987	32.3	32.3	0	1	1	Yes
10	Savner Municipal Council	MC-C	34160	1	0.02	0.98	1	1	Yes
11	Khapa Municipal Council	MC-C	14659	7	0.105	6.895	0	0	No
12	Mahadula Municipal Council	NP	23800	18	0	18	1	2	No
13	Municipal Council Butibori	MC-C	50000	47.45	0	47.45	9	1	Yes
14	Bhiwapur Nagar Panchayat	NP	13590	5	0.1	4.9	1	1	Yes

Sr. No.	Name of ULB	Class	Population	Total Qty of C & D waste Generated during whole year in MT	Total Qty of C & D waste processed /recycled in MT	Total Qty of C & D waste Disposed by landfilling without processing (last option) or filling low lying area	Number of Storage Facilities for C&D Waste Storage	Transportation (Truck, Tractor, Dumper placer, other)	Municipal magistrates appointed for taking penal action for non-compliance with these rules.
15	Kanhann Pimpri Municipal Council	MC-C	27851	15	0	15	1	0	No
16	Kuhi Nagar Panchayat	NP	10500	4	0.1	3.9	1	1	Yes
17	Wadi Municipal Council	MC-B	54048	292	0.35	291.65	1	2	Yes
18	Mouda Municipal Council	NP	14606	100	0.35	99.65	1	1	Yes
19	Pulgaon Municipal Council	MC-C	35200	100	0	100	1	2	Yes
20	Wanadongari Nagar Panchayat	MC-C	57379	102	1.25	100.75	10	1	No
21	Umred Municipal Council	MC-B	53971	108	0	108	2	1	Yes
22	Deoli Municipal Council	MC-C	19288	40	0	40	1	1	Yes
23	Arvi Municipal Council	MC-B	42822	360	0	360	1	1	No

Sr. No.	Name of ULB	Class	Population	Total Qty of C & D waste Generated during whole year in MT	Total Qty of C & D waste processed /recycled in MT	Total Qty of C & D waste Disposed by landfilling without processing (last option) or filling low lying area	Number of Storage Facilities for C&D Waste Storage	Transportation (Truck, Tractor, Dumper plcer, other)	Municipal magistrates appointed for taking penal action for non-compliance with these rules.
24	Ashti Nagar Panchayat	NP	11716	37	0.1	36.9	1	1	No
25	Karanja Nagar Panchayat	NP	12862	37	0.09	36.91	1	1	No
26	Selu Nagar Panchayat	NP	13740	23	0.06	22.94	1	3	Yes
27	Sindi Municipal Council	MC-C	12800	2	0	2	1	1	Yes
28	Hingana Nagar Panchayat	NP	7668	0.5	0.5	0	0	1	Yes
29	Samudrapur Nagar Panchayat	NP	7656	0	0	0	0	4	No
30	Wardha Municipal Council	MC-A	133000	70	0	70	0	1	Yes
31	Hingan Ghat Municipal Council	MC-A	101805	280	0	280	1	4	Yes
32	Deori Nagar Panchayat	NP	14579	5.4	5.3	0.1	1	2	Yes
33	Pavani Municipal Council	MC-C	22821	10	0	10	0	0	Yes

Sr. No.	Name of ULB	Class	Population	Total Qty of C & D waste Generated during whole year in MT	Total Qty of C & D waste processed /recycled in MT	Total Qty of C & D waste Disposed by landfilling without processing (last option) or filling low lying area	Number of Storage Facilities for C&D Waste Storage	Transportation (Truck, Tractor, Dumper placer, other)	Municipal magistrates appointed for taking penal action for non-compliance with these rules.
34	Tumsar Municipal Council	MC-B	44869	150	0.5	149.5	0	1	Yes
35	Bhandara Municipal Council	MC-B	91845	400	1.2	398.8	1	1	No
36	Sakoli Nagar Panchayat	MC-C	28367	0	0	0	1	2	No
37	Lakhandur Nagar Panchayat	NP	9795	100	0.17	99.83	1	2	No
38	Gondia Municipal Council	MC-A	132813	1095	3.1	1091.9	1	1	Yes
39	Tirora Municipal Council	MC-C	25181	150	0.55	149.45	1	1	No
40	Goregaon Nagar Panchayat	NP	8766	3.65	0	3.65	0	0	Yes
41	Salekasa Nagar Panchayat	NP	8887	80	0	80	0	0	Yes
42	Mohadi Nagar Panchayat	NP	10527	50	0	50	0	1	No
43	Sadak-Arjuni Nagar Panchayat	NP	5975	100	0	100	0	0	No



Sr. No.	Name of ULB	Class	Population	Total Qty of C & D waste Generated during whole year in MT	Total Qty of C & D waste processed /recycled in MT	Total Qty of C & D waste Disposed by landfilling without processing (last option) or filling low lying area	Number of Storage Facilities for C&D Waste Storage	Transportation (Truck, Tractor, Dumper placer, other)	Municipal magistrates appointed for taking penal action for non-compliance with these rules.
44	Arjuni Nagar Panchayat	NP	9472	36.5	31	5.5	1	6	No
45	Amgaon Nagar Panchayat	MC-C	34564	10	1.5	8.5	0	1	Yes
46	Lakhani Nagar Panchayat	NP	12636	100	0	100	1	1	No

### Pune Region

Sr. No.	Name of ULB	Class	Population	Total Qty of C & D waste Generated during whole year in MT	Total Qty of C & D waste processed /recycled in MT	Total Qty of C & D waste Disposed by landfilling without processing (last option) or filling low lying area	Number of Storage Facilities for C&D Waste Storage	Transportation (Truck, Tractor, Dumper placer, other)	Municipal magistrates appointed for taking penal action for non-compliance with these rules.
1	Indapur Municipal Council	MC-C	25515	109	0	109	1	1	Yes
2	Baramati Municipal Council	MC-A	119000	36	36	0	1	1	Yes
3	Daund Municipal Council	MC-B	51575	73	0.2	72.8	1	3	No
4	Bhor Municipal Council	MC-C	18763	10	0.2	9.8	1	1	Yes

Sr. No.	Name of ULB	Class	Population	Total Qty of C & D waste Generated during whole year in MT	Total Qty of C & D waste processed /recycled in MT	Total Qty of C & D waste Disposed by landfilling without processing (last option) or filling low lying area	Number of Storage Facilities for C&D Waste Storage	Transportation (Truck, Tractor, Dumper placer, other)	Municipal magistrates appointed for taking penal action for non-compliance with these rules.
5	Jejuri Municipal Council	MC-C	14515	182.5	0.45	182.05	1	1	No
6	Pune Municipal Corporation	Corp-A	4179295	73000	160	72840	45	27	Yes
7	Saswad Municipal Council	MC-C	31821	180	180	0	1	1	Yes
8	Alandi Municipal Council	MC-C	28645	150	150	0	1	1	Yes
9	Talegaon Dhabade Municipal Council	MC-B	56435	180	0.5	179.5	1	1	Yes
10	Chakan Municipal Council	MC-C	41113	3	0.065	2.935	1	1	No
11	Shirur Municipal Council	MC-C	40080	108	0.3	107.7	1	2	Yes
12	Junnar Municipal Council	MC-C	25315	36.5	0.1	36.4	2	1	Yes
13	Lonavala Municipal Council	MC-B	57698	335	0.92	334.08	2	3	Yes

Sr. No.	Name of ULB	Class	Population	Total Qty of C & D waste Generated during whole year in MT	Total Qty of C & D waste processed /recycled in MT	Total Qty of C & D waste Disposed by landfilling without processing (last option) or filling low lying area	Number of Storage Facilities for C&D Waste Storage	Transportation (Truck, Tractor, Dumper placer, other)	Municipal magistrates appointed for taking penal action for non-compliance with these rules.
14	Rajgurunagar Municipal Council	MC-C	62011	7.3	0	7.3	0	1	Yes
15	Pimpri-Chinchwad Municipal Corporation	Corp-B	2331570	3709.33	0	3709.33	1	2	Yes
16	Karad Municipal Council	MC-B	86000	80	0.16	79.84	1	3	Yes
17	Panchgani Municipal Council	MC-C	14894	15	0.093	14.907	2	1	Yes
18	Wai Municipal Council	MC-C	36025	3.6	0.07	3.53	1	1	Yes
19	Khandala Nagar Panchayat	NP	6832	165	0	165	1	2	Yes
20	Vaduj Nagar Panchayat	NP	19000	0.05	0.05	0	1	0	Yes
21	Phaltan Municipal Council	MC-B	52118	197	0.5	196.5	1	1	Yes
22	Koregaon Nagar Panchayat	NP	23944	100	0.35	99.65	1	1	No

Sr. No.	Name of ULB	Class	Population	Total Qty of C & D waste Generated during whole year in MT	Total Qty of C & D waste processed /recycled in MT	Total Qty of C & D waste Disposed by landfilling without processing (last option) or filling low lying area	Number of Storage Facilities for C&D Waste Storage	Transportation (Truck, Tractor, Dumper placer, other)	Municipal magistrates appointed for taking penal action for non-compliance with these rules.
23	Dahivadi Nagar Panchayat	NP	15845	110	0	110	1	2	Yes
24	Medha Nagar Panchayat	NP	4678	30	0	30	1	1	Yes
25	Rahimatpur Municipal Council	MC-C	17633	7.2	0.02	7.18	1	1	Yes
26	Mahabaleshwar Municipal Council	MC-C	13393	300	300	0	1	1	Yes
27	Lonand Nagar Panchayat	NP	22650	0	0	0	0	0	No
28	Patan Nagar Panchayat	NP	17673	3.6	0	3.6	1	0	Yes
29	Mhaswad Municipal Council	MC-C	24120	73	0	73	1	1	Yes
30	Satara Municipal Council	MC-A	120195	365	0.8	364.2	1	0	Yes
31	Malshiras Nagar Panchayat	NP	21985	50	0	50	1	2	No
32	Karmala Municipal Council	MC-C	23199	90	0	90	1	1	Yes

Sr. No.	Name of ULB	Class	Population	Total Qty of C & D waste Generated during whole year in MT	Total Qty of C & D waste processed /recycled in MT	Total Qty of C & D waste Disposed by landfilling without processing (last option) or filling low lying area	Number of Storage Facilities for C&D Waste Storage	Transportation (Truck, Tractor, Dumper plcer, other)	Municipal magistrates appointed for taking penal action for non-compliance with these rules.
33	Akkalkot Municipal Council	MC-B	40103	73	0	73	1	1	Yes
34	Madha Nagar Panchayat	NP	11027	5000	5000	0	1	0	Yes
35	Sangola Municipal Council	MC-C	34321	45.63	0.125	45.505	1	1	No
36	Mohol Nagar Panchayat	MC-C	27833	10	0.2	9.8	1	1	No
37	Mangalwedha Municipal Council	MC-C	21824	18.25	0.05	18.2	1	1	Yes
38	Solapur Municipal Corporation	Corp-D	951558	1865	0	1865	1	2	Yes
39	Dudhani Municipal Council	MC-C	12533	36.5	0	36.5	1	1	No
40	Kurduvadi Municipal Council	MC-C	22468	9	0.022	8.978	1	1	Yes
41	Pandharpur Municipal Council	MC-B	98923	550	50	500	17	1	No
42	Barshi Municipal Council	MC-A	118722	730	2	728	1	3	Yes

Sr. No.	Name of ULB	Class	Population	Total Qty of C & D waste Generated during whole year in MT	Total Qty of C & D waste processed /recycled in MT	Total Qty of C & D waste Disposed by landfilling without processing (last option) or filling low lying area	Number of Storage Facilities for C&D Waste Storage	Transportation (Truck, Tractor, Dumper placer, other)	Municipal magistrates appointed for taking penal action for non-compliance with these rules.
43	Maindargi Municipal Council	MC-C	12363	14.6	0.06	14.54	1	1	Yes

### Nashik Region

Sr. No.	Name of ULB	Class	Population	Total Qty of C & D waste Generated during whole year in MT	Total Qty of C & D waste processed /recycled in MT	Total Qty of C & D waste Disposed by landfilling without processing (last option) or filling low lying area	Number of Storage Facilities for C&D Waste Storage	Transportation (Truck, Tractor, Dumper placer, other)	Municipal magistrates appointed for taking penal action for non-compliance with these rules.
1	Dindori Nagar Panchayat	NP	17734	18	0.025	17.975	1	1	Yes
2	Igatpuri Municipal Council	MC-C	30989	54.75	0.42	54.33	1	1	Yes
3	Trimbak Municipal Council	MC-C	13383	18	0	18	1	1	No
4	Devala Nagar Panchayat	NP	13253	4	0.1	3.9	1	1	Yes
5	Peth Nagar Panchayat	NP	6858	5	0.01	4.99	1	1	No
6	Bhagur Municipal Council	MC-C	12353	18	17.1	0.9	0	1	No

Sr. No.	Name of ULB	Class	Population	Total Qty of C & D waste Generated during whole year in MT	Total Qty of C & D waste processed /recycled in MT	Total Qty of C & D waste Disposed by landfilling without processing (last option) or filling low lying area	Number of Storage Facilities for C&D Waste Storage	Transportation (Truck, Tractor, Dumper plcer, other)	Municipal magistrates appointed for taking penal action for non-compliance with these rules.
7	Nandgaon Municipal Council	MC-C	23604	3	0	3	1	1	No
8	Sinnar Municipal Council	MC-B	65299	3	0	3	1	1	Yes
9	Satana Municipal Council	MC-C	37701	36	0.1	35.9	1	1	Yes
10	Manmad Municipal Council	MC-B	80058	1	0	1	1	1	Yes
11	Surgana Nagar Panchayat	NP	6263	6.3	0	6.3	0	1	No
12	Niphad Nagar Panchayat	NP	25000	0.5	0.46	0.04	1	1	Yes
13	Chandwad Municipal Council	MC-C	25341	10	0	10	1	1	Yes
14	Yeola Municipal Council	MC-B	53901	72	72	0	1	1	Yes
15	Kalawan Nagar Panchayat	NP	20541	20	0	20	0	1	Yes
16	Malegaon Municipal Corporation	Corp-D	541239	1460	0	1460	4	4	Yes

Sr. No.	Name of ULB	Class	Population	Total Qty of C & D waste Generated during whole year in MT	Total Qty of C & D waste processed /recycled in MT	Total Qty of C & D waste Disposed by landfilling without processing (last option) or filling low lying area	Number of Storage Facilities for C&D Waste Storage	Transportation (Truck, Tractor, Dumper placer, other)	Municipal magistrates appointed for taking penal action for non-compliance with these rules.
17	Nashik Municipal Corporation	Corp-B	1744386	10950	1	10949	0	6	Yes
18	Pachora Municipal Council	MC-B	70000	2	2	0	2	1	No
19	Varangaon Municipal Council	MC-C	35421	10	10	0	1	7	No
20	Bodvad Nagar Panchayat	NP	24221	5	0.615	4.385	1	1	No
21	Jalgaon City Municipal Corporation	Corp-D	517494	144	0	144	1	3	Yes
22	Bhadgaon Municipal Council	MC-C	37214	10	0	10	1	1	No
23	Bhusawal Municipal Council	MC-A	200000	350	0	350	1	3	No
23	Erandol Municipal Council	MC-C	37525	365	365	0	1	1	Yes
25	Raver Municipal Council	MC-C	28868	36.5	0	36.5	1	1	No
26	Yawal Municipal Council	MC-C	36706	75	0	75	1	4	Yes



Sr. No.	Name of ULB	Class	Population	Total Qty of C & D waste Generated during whole year in MT	Total Qty of C & D waste processed /recycled in MT	Total Qty of C & D waste Disposed by landfilling without processing (last option) or filling low lying area	Number of Storage Facilities for C&D Waste Storage	Transportation (Truck, Tractor, Dumper plcer, other)	Municipal magistrates appointed for taking penal action for non-compliance with these rules.
27	Savda Municipal Council	MC-C	22000	309	0	309	0	1	Yes
28	Chopda Municipal Council	MC-B	72716	410	1.3	408.7	3	2	No
29	Amalner Municipal Council	MC-B	95994	72	0.175	71.825	1	1	Yes
30	Jamner Municipal Council	MC-B	46762	345	0	345	0	1	No
31	Chalisingaon Municipal Council	MC-B	97551	1800	0	1800	0	1	Yes
32	Dharangaon Municipal Council	MC-C	35375	200	0.5	199.5	1	1	Yes
33	Parola Municipal Council	MC-C	41241	2	0	2	2	0	No
34	Faizpur Municipal Council	MC-C	29666	48	0.06	47.94	0	1	Yes
35	Navapur Municipal Council	MC-C	365000	7.2	0	7.2	1	0	No

Sr. No.	Name of ULB	Class	Population	Total Qty of C & D waste Generated during whole year in MT	Total Qty of C & D waste processed /recycled in MT	Total Qty of C & D waste Disposed by landfilling without processing (last option) or filling low lying area	Number of Storage Facilities for C&D Waste Storage	Transportation (Truck, Tractor, Dumper plcer, other)	Municipal magistrates appointed for taking penal action for non-compliance with these rules.
36	Dondaicha-Varwade Municipal Council	MC-B	46767	12	1	11	1	2	No
37	Nandurbar Municipal Council	MC-A	111067	35	0	35	1	1	Yes
38	Dhadgaon Wadphalya-Roshmal Bu Nagar Panchayat	NP	11908	6.7	0	6.7	0	5	No
39	Taloda Municipal Council	MC-C	28954	1.26	1.1	0.16	0	0	Yes
40	Shahada Municipal Council	MC-B	68000	1.44	1.2	0.24	1	1	Yes
41	Dhule Municipal Corporation	Corp-D	446094	255	1.35	253.65	1	4	Yes
42	Sakri Nagar Panchayat	NP	23000	20	0.05	19.95	0	1	No
43	Sindkheda Municipal Council	NP	25046	20	3.5	16.5	0	1	No

Sr. No.	Name of ULB	Class	Population	Total Qty of C & D waste Generated during whole year in MT	Total Qty of C & D waste processed /recycled in MT	Total Qty of C & D waste Disposed by landfilling without processing (last option) or filling low lying area	Number of Storage Facilities for C&D Waste Storage	Transportation (Truck, Tractor, Dumper plcer, other)	Municipal magistrates appointed for taking penal action for non-compliance with these rules.
44	Shirpur-Varwade Municipal Council	MC-B	76905	0.5	0.5	0	1	1	Yes
45	Kopargaon Municipal Council	MC-B	65273	324	0.6	323.4	1	1	Yes
46	Shevgaon Municipal Council	MC-C	38375	182	0	182	0	1	Yes
47	Nevasa Nagar Panchayat	NP	22618	14.6	0.009	14.591	0	1	No
48	Akole Nagar Panchayat	NP	19814	22	0.42	21.58	1	1	Yes
49	Jamkhed Municipal Council	MC-C	16892	12	0	12	1	1	Yes
50	Devlali Pravara Municipal Council	MC-C	30997	0.5	0.41	0.09	1	1	Yes
51	Rahata Pimplas Municipal Council	MC-C	23280	18.25	0	18.25	1	1	Yes
52	Shrirampur Municipal Council	MC-B	95700	0.02	0.02	0	1	1	Yes

Sr. No.	Name of ULB	Class	Population	Total Qty of C & D waste Generated during whole year in MT	Total Qty of C & D waste processed /recycled in MT	Total Qty of C & D waste Disposed by landfilling without processing (last option) or filling low lying area	Number of Storage Facilities for C&D Waste Storage	Transportation (Truck, Tractor, Dumper placer, other)	Municipal magistrates appointed for taking penal action for non-compliance with these rules.
53	Pathardi Municipal Council	MC-C	76905	0.5	0.5	0	1	1	Yes
54	Sangamner Municipal Council	MC-B	27211	40	40	0	2	2	No
55	Karjat Nagar Panchayat	NP	65304	730	1.8	728.2	1	1	Yes
56	Rahuri Municipal Council	MC-C	20050	70	0	70	1	1	No
57	Ahmednagar Municipal Corporation	Corp-D	42000	0.1	0.1	0	1	0	Yes
58	Shirdi Nagar Panchayat	NP	430000	540	0	540	1	2	No

Aurangabad Region									
Sr. No.	Name of ULB	Class	Population	Total Qty of C & D waste Generated during whole year in MT	Total Qty of C & D waste processed /recycled in MT	Total Qty of C & D waste Disposed by landfilling without processing (last option) or filling low lying area	Number of Storage Facilities for C&D Waste Storage	Transportation (Truck, Tractor, Dumper plcer, other)	Municipal magistrates appointed for taking penal action for non-compliance with these rules.
1	Phulambri Nagar Panchayat	NP	10000	0	0	0	0	6	No
2	Aurangabad Municipal Corporation	Corp-C	1128032	29200	160	29040	0	4	Yes
3	Kannada Municipal Council	MC-B	40759	255.5	0.7	254.8	0	1	Yes
4	Soigaon Nagar Panchayat	NP	9500	2.6	0.05	2.55	1	1	Yes
5	Khuldabad Municipal Council	MC-C	15749	1	0.0027	0.9973	1	1	Yes
6	Gangapur Municipal Council	MC-C	27745	36	0	36	20	1	No
7	Sillod Municipal Council	MC-B	58230	1.5	0.76	0.74	1	1	Yes
8	Paithan Municipal Council	MC-B	41536	216	0.6	215.4	1	1	Yes
9	Vaijapur Municipal Council	MC-B	48000	180	0	180	1	1	Yes

Sr. No.	Name of ULB	Class	Population	Total Qty of C & D waste Generated during whole year in MT	Total Qty of C & D waste processed /recycled in MT	Total Qty of C & D waste Disposed by landfilling without processing (last option) or filling low lying area	Number of Storage Facilities for C&D Waste Storage	Transportation (Truck, Tractor, Dumper plcer, other)	Municipal magistrates appointed for taking penal action for non-compliance with these rules.
10	Keij Nagar Panchayat	NP	30704	6	0	6	1	1	Yes
11	Georai Municipal Council	MC-C	33562	255.5	0.7	254.8	1	25	Yes
12	Majalgaon Municipal Council	MC-B	49453	200	0	200	1	0	Yes
13	Jalna M. Council	MC-A	285577	1825	1	1824	1	4	Yes
14	dharur municipal corporation	MC-C	20417	10	0.57	9.43	1	1	No
15	Japharabad Nagar Panchayat	NP	15910	300	0	300	0	0	No
16	Ambejogai Municipal Council	MC-B	73975	180	0	180	1	1	No
17	Beed Municipal Council	MC-A	230000	1825	500	1325	25	1	Yes
18	Ashti Nagar Panchayat (Beed)	NP	18825	4	3	1	0	2	Yes
19	Patoda Nagar Panchayat	NP	16569	3.5	0.4	3.1	1	1	Yes

Sr. No.	Name of ULB	Class	Population	Total Qty of C & D waste Generated during whole year in MT	Total Qty of C & D waste processed /recycled in MT	Total Qty of C & D waste Disposed by landfilling without processing (last option) or filling low lying area	Number of Storage Facilities for C&D Waste Storage	Transportation (Truck, Tractor, Dumper placer, other)	Municipal magistrates appointed for taking penal action for non-compliance with these rules.
20	Shirur Kasar Nagar Panchayat	NP	5806	90	0.05	89.95	1	0	No
21	Wadwani Nagar Panchayat	NP	15000	7.3	0	7.3	1	0	No
22	Mantha Nagar Panchayat	NP	22005	180	0.1	179.9	1	7	Yes
23	Ghansawangi Nagar Panchayat	NP	7524	18	0	18	1	1	Yes
24	Partur Municipal Council	MC-C	35883	1095	0	1095	1	1	Yes
25	Ambad Municipal Council	MC-C	32550	36	0	36	1	1	Yes
26	Bhokardhan Municipal Council	MC-C	30000	4	0	4	1	6	Yes
27	Badnapur Nagar Panchayat	NP	11869	35	4.5	30.5	3	4	Yes
28	Tuljapur Municipal Council	MC-C	35403	2.4	0	2.4	1	2	Yes
29	Omerga Municipal Council	MC-C	41859	0.5	0	0.5	0	2	No

Sr. No.	Name of ULB	Class	Population	Total Qty of C & D waste Generated during whole year in MT	Total Qty of C & D waste processed /recycled in MT	Total Qty of C & D waste Disposed by landfilling without processing (last option) or filling low lying area	Number of Storage Facilities for C&D Waste Storage	Transportation (Truck, Tractor, Dumper plcer, other)	Municipal magistrates appointed for taking penal action for non-compliance with these rules.
30	Lohara Bu Nagar Panchayat	NP	8661	0	0	0	1	0	No
31	Murum Municipal Council	MC-C	18371	24	0	24	1	1	Yes
32	Naldurg Municipal Council	MC-C	18341	8	0	8	1	6	Yes
33	Osmanabad Municipal Council	MC-A	111825	730	0	730	1	1	Yes
34	Renapur Nagar Panchayat	NP	19277	1.5	1.5	0	1	1	Yes
35	Bhoom Municipal Council	MC-C	22077	750	4	746	1	0	Yes
36	Washi Nagar Panchayat	NP	17147	40	0	40	1	1	Yes
37	Ausa Municipal Council	MC-C	36118	292	0.8	291.2	1	2	Yes
38	Nilanga Municipal Council	MC-C	36172	3.65	0.01	3.64	1	1	Yes
39	Jalkot Nagar Panchayat	NP	9356	12	0	12	1	1	Yes



Sr. No.	Name of ULB	Class	Population	Total Qty of C & D waste Generated during whole year in MT	Total Qty of C & D waste processed /recycled in MT	Total Qty of C & D waste Disposed by landfilling without processing (last option) or filling low lying area	Number of Storage Facilities for C&D Waste Storage	Transportation (Truck, Tractor, Dumper placer, other)	Municipal magistrates appointed for taking penal action for non-compliance with these rules.
40	Udgir Municipal Council	MC-A	103550	485	0	485	1	8	No
41	Devani Nagar Panchayat	NP	12899	1400	0	1400	1	3	No
42	Chakur Nagar Panchayat	NP	19244	12	0	12	0	1	No
43	Shirur Anantpal Nagar Panchayat	NP	10417	6	0	6	0	1	No
44	Ahmedpur Municipal Council	MC-B	49036	3.5	0.22	3.28	1	1	No
45	Latur City Municipal Corporation	MC-C	382904	360	0.7	359.3	2	6	Yes
46	Kalamb Municipal Council	MC-C	25713	190	0	190	1	8	Yes
47	Kinwat Municipal Council	MC-C	28454	28	0	28	1	1	Yes
48	Dharmabad Municipal Council	MC-C	33741	108	0	108	1	3	Yes

Sr. No.	Name of ULB	Class	Population	Total Qty of C & D waste Generated during whole year in MT	Total Qty of C & D waste processed /recycled in MT	Total Qty of C & D waste Disposed by landfilling without processing (last option) or filling low lying area	Number of Storage Facilities for C&D Waste Storage	Transportation (Truck, Tractor, Dumper placer, other)	Municipal magistrates appointed for taking penal action for non-compliance with these rules.
49	Mahur Nagar Panchayat	NP	11164	4.8	0	4.8	2	1	Yes
50	Deglur Municipal Council	MC-B	54493	12	1.66	10.34	1	1	Yes
51	Kundalwadi Municipal Council	MC-C	14760	175	0	175	1	2	Yes
52	Mudkhed Municipal Council	MC-C	23517	2	0.75	1.25	1	5	No
53	Loha Municipal Council	MC-C	24125	75	8	67	4	1	No
54	Umri Municipal Council	MC-C	13501	149	8.65	140.35	1	1	Yes
55	Ardhapur Nagar Panchayat	NP	26026	18	0.05	17.95	1	1	Yes
56	Mukhed Municipal Council	MC-C	27650	100	80	20	1	5	Yes
57	Nanded-Waghala Municipal Corporation	Corp-D	550539	1825	5	1820	1	3	Yes

Sr. No.	Name of ULB	Class	Population	Total Qty of C & D waste Generated during whole year in MT	Total Qty of C & D waste processed /recycled in MT	Total Qty of C & D waste Disposed by landfilling without processing (last option) or filling low lying area	Number of Storage Facilities for C&D Waste Storage	Transportation (Truck, Tractor, Dumper plcer, other)	Municipal magistrates appointed for taking penal action for non-compliance with these rules.
58	Biloli Municipal Council	MC-C	14923	73	0	73	1	1	No
59	Naygaon Nagar Panchayat	NP	16912	10	1	9	1	1	Yes
60	Himayatnagar Nagar Panchayat	NP	22285	16	0.016	15.984	0	1	Yes
61	Bhokar Municipal Council	MC-C	32899	35	1	34	0	1	Yes
62	Hadgaon Municipal Council	MC-C	27433	10	0.03	9.97	1	1	No
63	Kandhar Municipal Council	MC-C	24843	216	0.591	215.409	3	9	Yes
64	Parbhani Municipal Corporation	Corp-D	307170	1477.04	0	1477.04	0	2	No
65	Sonpeth Municipal Council	MC-C	15746	15	3.4	11.6	0	1	Yes
66	Palam Nagar Panchayat	NP	14286	18.25	0	18.25	0	6	Yes
67	Manwath Municipal Council	MC-C	32488	1080	1	1079	1	2	No

Sr. No.	Name of ULB	Class	Population	Total Qty of C & D waste Generated during whole year in MT	Total Qty of C & D waste processed /recycled in MT	Total Qty of C & D waste Disposed by landfilling without processing (last option) or filling low lying area	Number of Storage Facilities for C&D Waste Storage	Transportation (Truck, Tractor, Dumper placer, other)	Municipal magistrates appointed for taking penal action for non-compliance with these rules.
68	Purna Municipal Council	MC-C	39282	12	0	12	1	1	Yes
69	Pathri Municipal Council	MC-C	36853	10	1	9	1	1	Yes
70	Jintur Municipal Council	MC-B	44291	72	3	69	4	1	Yes
71	Gangakhed Municipal Council	MC-B	55580	18	0.5	17.5	1	1	Yes
72	Aundha Nagnath Nagar Panchayat	NP	16012	0.1	0.05	0.05	1	1	No
73	Sengaon Nagar Panchayat	NP	9016	115	0	115	17	1	Yes
74	Kalamnuri M. Council	MC-C	24784	0.2	0.05	0.15	1	1	NO
75	Basmat Municipal Council	MC-B	80000	200	1	199	1	1	No
76	Sailu Municipal Council	MC-B	46915	693	0.7	692.3	1	1	Yes

Sr. No.	Name of ULB	Class	Population	Total Qty of C & D waste Generated during whole year in MT	Total Qty of C & D waste processed /recycled in MT	Total Qty of C & D waste Disposed by landfilling without processing (last option) or filling low lying area	Number of Storage Facilities for C&D Waste Storage	Transportation (Truck, Tractor, Dumper placer, other)	Municipal magistrates appointed for taking penal action for non-compliance with these rules.
77	Parli Vaijinath Municipal Council	MC-B	90975	360	0.9	359.1	1	1	No
69	Hingoli Municipal Council	MC-A	93076	365	0	365	1	1	Yes

Cantonment Board									
Sr. No.	Name of ULB	Class	Population	Total Qty of C & D waste Generated during whole year in MT	Total Qty of C & D waste processed /recycled in MT	Total Qty of C & D waste Disposed by landfilling without processing (last option) or filling low lying area	Number of Storage Facilities for C&D Waste Storage	Transportation (Truck, Tractor, Dumper placer, other)	Municipal magistrates appointed for taking penal action for non-compliance with these rules.
1	Deolali Cantonment Board	CB	54027	50	0	50	0	1	No
2	Ahmednager Cantonment Board	CB	28986	40	4	36	1	1	No
3	Kamptee Cantonment Board	CB	12457	0	0	0	0	2	Yes
4	Dehu Road cantonment board	CB	50000	0	0	0	0	0	No

**SUGGESTIONS AND COMMENTS**

- ❖ All ULBs shall reserve the site for storage of Construction and Demolition waste. The location should be away from local habitats.
- ❖ Need to develop protocol for monitoring of C & D waste generation and its disposal.
- ❖ The low lying areas, which need to be filled up for the purpose of building activity, may be mapped and a contingency plan prepared so that whenever a demolition or construction activity takes place.
- ❖ There should be a proper institutional mechanism to take care of the collection, transportation, intermediate storage (if necessary), utilization and disposal of the construction and demolition waste.
- ❖ Local bodies needs to extend collection and transportation service to small households for C & D waste Management.
- ❖ The ULBs while giving permission for construction work should sort out the issue of removal of the debris. Completion certificate shall not be issued to those violating the rules.
- ❖ Heavy fine shall be imposed on those developer, contractors for disposing C&D waste at unauthorized place. Also fine shall be imposed on ULBs for non-submission of Form III of C&D waste in stipulated time as per rules.
- ❖ Large projects of construction of bridges, flyovers, subways etc., shall make special provision for storage of waste material.

-----x-----End-----x-----