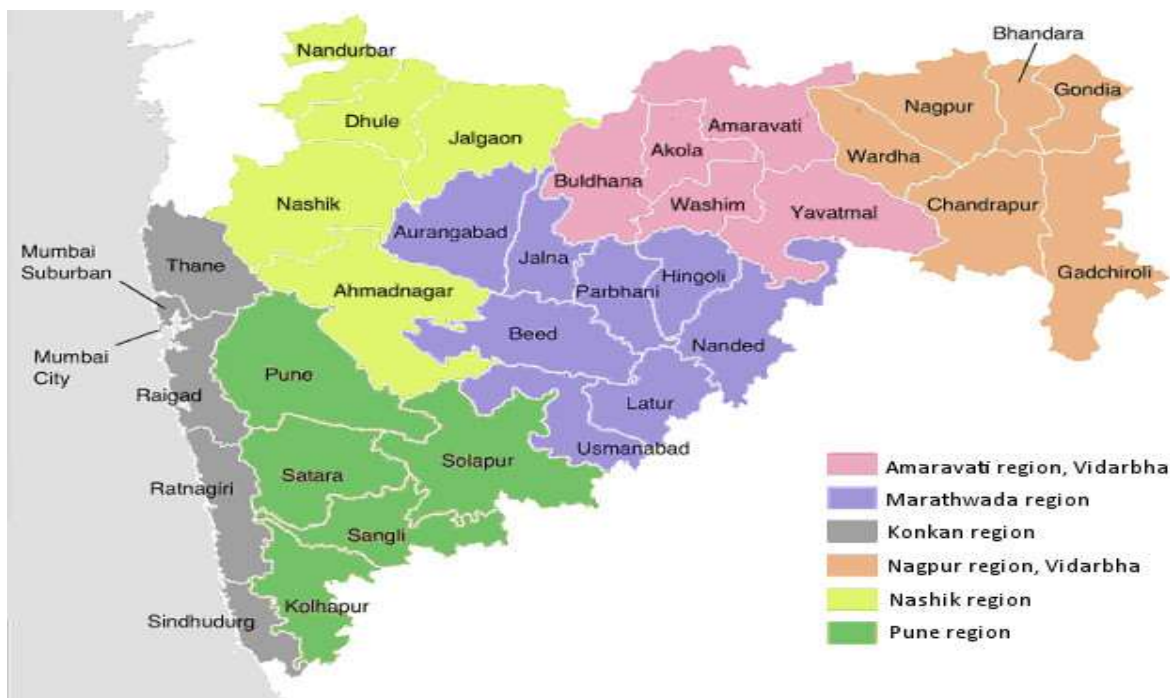


**Annual Report
on
Construction and Demolition
Waste Management Rules, 2016.
FOR THE STATE OF MAHARASHTRA**



(2020-2021)



Maharashtra Pollution Control Board

महाराष्ट्र प्रदूषण नियंत्रण मंडळ

Kalpataru Point, Sion Circle, Sion (East),
Mumbai 400 022


MAHARASHTRA POLLUTION CONTROL BOARD

ANNUAL REPROT 2020-21

Form- IV

See Rule [(8)(3)]

To,
The Chairman
Central Pollution Control Board
Parivesh Bhawan, East Arjun Nagar
DELHI- 110 0032

1.	Name of the State/Union territory	MAHARASHTRA
2.	Name & address of the State Pollution Control	Maharashtra Pollution Control Board, Sion, Mumbai.400022
3.	Number of local bodies responsible for management of solid waste in the State/Union territory under these rules	Total -403 Corporations - 27 Councils - 238 Nagar Panchayat - 131 Cantonment - 07
4.	A Summary Statement on progress made by authorities in respect of Implementation of Schedule III.	Annexure-I Attached
5.	A Summary Statement on progress made by authorities in respect of Implementation of Schedule IV.	-----
	Date: 30/07/2021 Place: Mumbai	 (Ashok Shingare, IAS) Member Secretary Maharashtra State Pollution Control Board



Construction and Demolition Annual Report For April 2020-March 2021

Number of ULBs Regionwise

Sr. No.	Corporations	Municipal Council "A" Class	Municipal Council "B" Class	Municipal Council "C" Class	Nagar Panchayats	Cantonment Board
Mumbai	1	-	-	-	-	-
Navi Mumbai	1	-	-	1	-	-
Kalyan	3	2	-	-	3	-
Thane	3	-	2	1	3	-
Raigad	1	-	1	8	5	-
Kolhapur	2	1	5	18	17	-
Amravati	2	1	14	15	9	-
Chandrapur	1	1	8	12	23	-
Nagpur	1	3	7	17	18	1
Pune	3	3	7	21	11	3
Nashik	5	2	14	24	17	2
Aurangabad	4	5	12	33	25	1
Total	27	18	70	150	131	7

Cities Chart with Population

Regions	(Population > 1 million)	(Population between 0.5 million to 1 million)	(Population < 0.5 million)
Mumbai	1	0	0
Navi Mumbai	1	0	1
Kalyan	1	2	5
Thane	2	1	6
Raigad	1	0	14
Kolhapur	0	2	41
Amravati	1	0	40
Chandrapur	0	0	45
Nagpur	1	0	46
Pune	2	1	45
Nashik	1	2	61
Aurangabad	1	1	78
Total	12	9	382

Annual report in form III submitted by 384 ULBs for the financial year 2020-2021 out of 394 ULBs including Cantonment Boards.

Total 3852757.79 MT/A C&D Waste is generated by these ULBs. Total 99800.34 MT/A Waste processed / recycled by ULBs. The C&D disposed by landfilling without processing (last option) or filling low lying area waste quantity is 3535521.15 MT/A. These ULBs having 718 storage facilities to store C&D waste securely. Total **169** Municipal magistrates appointed for taking penal action for non-compliance with these rules by these ULBs and **175** No's of cases were registered under this rules.

Board has taken effective steps for implementation of Construction and Demolition Management Rules, 2016 :

1. The soft copy of the Construction and Demolition Rules, 2016 have been uploaded on the Board's website under the following link:
http://www.mpcb.gov.in/sites/default/files/construction-demolition-waste/C_and_D_rules_2016.pdf.
2. Below table showing operational and proposed plants for processing of Construction

and Demolition waste.

Sr.No.	Name of Corporation	Plant capacity (TPD)	Present Status
1	Thane Municipal Corporation	300	In operation.
2	Pimpri-Chinchwad Municipal Corporation	200	In Operation.
3	Navi Mumbai Municipal Corporation	150	In Operation.
4	Pune Municipal Corporation	250	In Operation.

C & D Waste Abstract of ULBs and Cantonment Boards

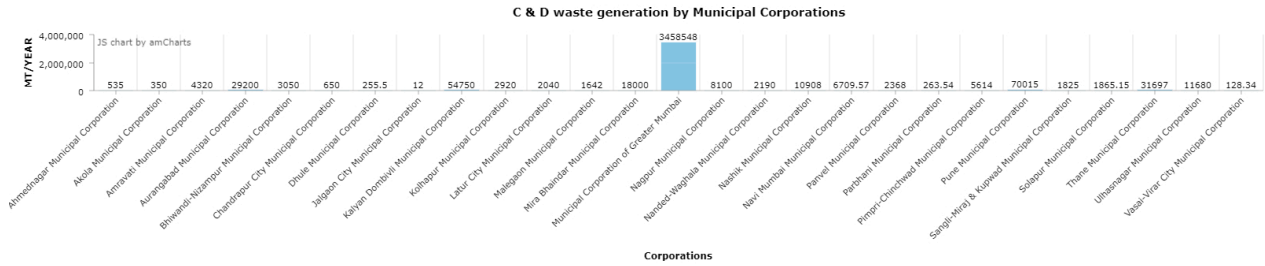
ULBs	Total Qty of C & D waste Generated during whole year in MT	Total Qty of C & D waste processed/recycled in MT	Total Qty of C & D waste Disposed by landfilling without processing (last option) or filling low lying area	Number of Storage Facilities for C&D Waste Storage	Municipal magistrates appointed for taking penal action for non-compliance with these rules.	No of Penal action cases registered
Municipal Corporation	3759479.67	80631.9	3519754.69	186	12	114
"A" Class Municipal council	14562.4	3158.1	5765.1	34	15	1
"B" Class Municipal council	12566.09	3012.68	3054.58	138	34	12
"C" Class Municipal council	16475.51	6284.84	5250.19	230	64	41
Nagar panchayats	49404.12	6712.62	1456.79	130	43	7
Cantonment Boards	270	0.2	239.8	0	1	0
Total	3852757.79	99800.34	3535521.15	718	169	175

JS chart by amCharts

Total C & D waste Generation v/s Processing by ULBs(MT/Annum)



Graphical Representation




Corporation Generation v/s treatment (MT/Year)	
Generation	3729636.1
Processing/ Recycle	80098.08
Landfill without processing	3514136.69

JS chart by amCharts
C&D waste Generation v/s Processing by Municipal Corporations (MT/YEAR) (Graph showing status of total 27 Municipal Corporation)



"A" Class Municipal Councils Generation v/s treatment (MT/Year)	
Generation	13592.3
Processing/ Recycle	2773.7
Landfill without processing	5414.8

JS chart by amCharts
C & D waste Generation v/s Processing by 'A' Class Municipal Councils(MT/YEAR)



"B" Class Municipal Councils Generation v/s treatment (MT/Year)	
Generation	10587.49
Processing/ Recycle	2764.41


"B" Class Municipal Councils Generation v/s treatment (MT/Year)

Landfill without processing

1977.88

JS chart by amCharts

C & D waste Generation v/s Processing by 'B' Class Municipal Councils(MT/YEAR)



"C" Class Municipal Councils Generation v/s treatment (MT/Year)

Generation

14991.48

Processing/ Recycle


6131

Landfill without processing

5160.14

JS chart by amCharts

C & D waste Generation v/s Processing by 'C' Class Municipal Councils(MT/YEAR)



Nagarpanchayats Generation v/s treatment (MT/Year)

Generation

48829.87

Processing/ Recycle

6582.33

Landfill without processing

1102.79

JS chart by amCharts

C & D waste Generation v/s Processing by Nagarpanchayats(MT/YEAR)



Cantonment Boards Generation v/s treatment (MT/Year)

Generation

270

Processing/ Recycle

0.2

Cantonment Boards Generation v/s treatment (MT/Year)

Landfill without processing

239.8

JS chart by amCharts

C & D waste Generation v/s Processing by Cantonment Boards (MT/Year)



Mumbai

Sr. No.	Name of ULB	Class	Population	Total Qty of C & D waste Generated during whole year in MT	Total Qty of C & D waste processed/recycled in MT	Total Qty of C & D waste Disposed by landfilling without processing (last option) or filling low lying area	Number of Storage Facilities for C&D Waste Storage	Transportation (Truck, Tractor, Dumper placer, other)	Transportation Municipal magistrates appointed for taking penal action for non-compliance with these rules.
1	Municipal Corporation of Greater Mumbai	MC-CLASS A	14162734	3458548	0	3458548	0	35	No

Navi Mumbai

Sr. No.	Name of ULB	Class	Population	Total Qty of C & D waste Generated during whole year in MT	Total Qty of C & D waste processed/recycled in MT	Total Qty of C & D waste Disposed by landfilling without processing (last option) or filling low lying area	Number of Storage Facilities for C&D Waste Storage	Transportation (Truck, Tractor, Dumper placer, other)	Transportation Municipal magistrates appointed for taking penal action for non-compliance with these rules.
1	Navi Mumbai Municipal Corporation	MC-CLASS C	1120000	6709.57	517.82	0	4	4	No
2	Uran Municipal Council	C	30000	65	45	15	0	1	No

Kalyan

Sr. No.	Name of ULB	Class	Population	Total Qty of C & D waste Generated during whole year in MT	Total Qty of C & D waste processed/recycled in MT	Total Qty of C & D waste Disposed by landfilling without processing (last option) or filling low lying area	Number of Storage Facilities for C&D Waste Storage	Transportation (Truck, Tractor, Dumper placer, other)	Transportation Municipal magistrates appointed for taking penal action for non-compliance with these rules.
1	Bhiwandi-Nizampur Municipal Corporation	MC-CLASS D	709665	3050	0	8	0	8	No
2	Kalyan Dombivli Municipal Corporation	MC-CLASS C	1518000	54750	150	0	0	6	No
3	Ulhasnagar Municipal Corporation	MC-CLASS D	506098	11680	0	0	64	10	Yes
4	Ambarnath Municipal Council	A	305000	120	4	0	0	1	No
5	Kulgaon Badlapur Municipal Council	A	174226	2007.5	0	300	0	2	Yes
6	Murbad Nagar Panchayat	NP	21080	12	4	1	0	1	No
7	Shahapur Nagar Panchayat	NP	11623	26	0	1	0	0	No
8	Wada Nagar Panchayat	NP	16750	10	7	0	0	7	No

Thane

Sr. No.	Name of ULB	Class	Population	Total Qty of C & D waste Generated during whole year in MT	Total Qty of C & D waste processed/recycled in MT	Total Qty of C & D waste Disposed by landfilling without processing (last option) or filling low lying area	Number of Storage Facilities for C&D Waste Storage	Transportation (Truck, Tractor, Dumper placer, other)	Transportation Municipal magistrates appointed for taking penal action for non-compliance with these rules.
1	Mira Bhaindar Municipal Corporation	MC-CLASS D	814786	18000	0	14400	0	6	No
2	Thane Municipal Corporation	MC-CLASS B	2598591	31697	80	0	13	8	No
3	Vasai-Virar City Municipal Corporation	MC-CLASS C	1901273	128.34	0	128	0	9	Yes
4	Dahanu Municipal Council	B	50287	12	9	0	0	1	No
5	Jawhar Municipal Council	C	12040	4.2	0.01	0	0	1	No
6	Palghar Municipal Council	B	68903	11	1.2	0	1	2	No
7	Mokhada Nagar Panchayat	NP	10273	1.01	1.05	0	0	10	No

Sr. No.	Name of ULB	Class	Population	Total Qty of C & D waste Generated during whole year in MT	Total Qty of C & D waste processed/recycled in MT	Total Qty of C & D waste Disposed by landfilling without processing (last option) or filling low lying area	Number of Storage Facilities for C&D Waste Storage	Transportation (Truck, Tractor, Dumper placer, other)	Transportation Municipal magistrates appointed for taking penal action for non-compliance with these rules.
8	Talasari Nagar Panchayat	NP	18722	0	0	0	0	0	No
9	Vikramgad Nagar Panchayat	NP	8340	1.82	0	0	0	2	No

Raigad

Sr. No.	Name of ULB	Class	Population	Total Qty of C & D waste Generated during whole year in MT	Total Qty of C & D waste processed/recycled in MT	Total Qty of C & D waste Disposed by landfilling without processing (last option) or filling low lying area	Number of Storage Facilities for C&D Waste Storage	Transportation (Truck, Tractor, Dumper placer, other)	Transportation Municipal magistrates appointed for taking penal action for non-compliance with these rules.
1	Panvel Municipal Corporation	MC-CLASS D	1300000	2368	0	2368	0	0	No
2	Alibag Municipal Council	C	20743	1	0.2	0.8	5	1	No
3	Karjat Municipal Council	C	29663	105	105	0	1	1	No
4	Khopoli Municipal Council	B	71141	162.8	162.8	105.82	0	1	Yes
5	Mahad Municipal Council	C	31000	150	150	0	4	1	No
6	Matheran Municipal Council	C	4393	3.65	0	0	0	1	No
7	Murud-Janjira Municipal Council	C	12226	50	45	5	0	1	No
8	Pen Municipal Council	C	41975	360	1	0	0	0	Yes
9	Roha Municipal Council	C	22760	156.22	25.8	25.8	1	1	Yes
10	Shrivardhan Municipal Council	C	16389	60	60	60	1	1	Yes
11	Khalapur Nagar Panchayat	NP	6421	6	0.7	0	0	1	No
12	Mangaon Nagar Panchayat	NP	18740	182.5	0	182.5	0	0	No

Sr. No.	Name of ULB	Class	Population	Total Qty of C & D waste Generated during whole year in MT	Total Qty of C & D waste processed/recycled in MT	Total Qty of C & D waste Disposed by landfilling without processing (last option) or filling low lying area	Number of Storage Facilities for C&D Waste Storage	Transportation (Truck, Tractor, Dumper placer, other)	Transportation Municipal magistrates appointed for taking penal action for non-compliance with these rules.
13	Mhasala Nagar Panchayat	NP	10127	40	40	0	0	0	Yes
14	Poladpur Nagar Panchayat	NP	5944	12	3	0	0	3	No
15	Tala Nagar Panchayat	NP	6981	36	0	3	0	1	No

Kolhapur

Sr. No.	Name of ULB	Class	Population	Total Qty of C & D waste Generated during whole year in MT	Total Qty of C & D waste processed/recycled in MT	Total Qty of C & D waste Disposed by landfilling without processing (last option) or filling low lying area	Number of Storage Facilities for C&D Waste Storage	Transportation (Truck, Tractor, Dumper placer, other)	Transportation Municipal magistrates appointed for taking penal action for non-compliance with these rules.
1	Kolhapur Municipal Corporation	MC-CLASS D	607419	2920	8	2	0	4	No
2	Sangli-Miraj & Kupwad Municipal Corporation	MC-CLASS D	502793	1825	1476	0	0	2	No
3	Ashta Municipal Council	C	37105	36	0.16	0	0	0	Yes
4	Chiplun Municipal Council	B	56569	7.2	7.2	7.2	0	1	Yes
5	Gadhinglaj Municipal Council	C	35884	43.8	0.04	0.05	0	1	Yes
6	Hupari Municipal Council	C	28953	96	8	2	2	4	No
7	Ichalkaranji Municipal Council	A	292060	500	500	90	2	2	No
8	Islampur Municipal Council	B	78620	55	55	55	0	1	No
9	Jat Municipal Council	C	35336	200	0.1	0	10	1	Yes
10	Jaysingpur Municipal Council	B	48510	7.2	0	0	1	1	No
11	Kagal Municipal Council	C	42124	84	7	0	8	1	Yes
12	Khed Municipal Council	C	16892	12	0	0	0	1	Yes

Sr. No.	Name of ULB	Class	Population	Total Qty of C & D waste Generated during whole year in MT	Total Qty of C & D waste processed/recycled in MT	Total Qty of C & D waste Disposed by landfilling without processing (last option) or filling low lying area	Number of Storage Facilities for C&D Waste Storage	Transportation (Truck, Tractor, Dumper placer, other)	Transportation Municipal magistrates appointed for taking penal action for non-compliance with these rules.
13	Kurundwad Municipal Council	C	22372	72	0.2	0.2	5	1	Yes
14	Malkapur Municipal Council	C	5339	30	0.1	30	0	1	Yes
15	Malvan Municipal Council	C	18648	0	0	0	0	0	No
16	Murgud Municipal Council	C	11194	28	0.06	0	0	1	No
17	Palus Municipal Council	C	26151	12	12	12	0	1	Yes
18	Panhala Municipal Council	C	3278	43.8	43.8	0	6	1	No
19	Rajapur Municipal Council	C	9753	5	0	1	0	1	No
20	Ratnagiri Municipal Council	B	76229	36	36	0	0	1	Yes
21	Sawantvadi Municipal Council	C	23851	6	7.5	2	0	1	Yes
22	Shirol Municipal Council	C	27649	24.39	0	24.39	0	1	Yes
23	Tasgaon Municipal Council	C	37945	180	0.41	0	0	1	No
24	Vadgaon Municipal Council	C	25651	46	0.16	46	1	1	No
25	Vengurla Municipal Council	C	12392	36	36	36	5	1	Yes
26	Vita Municipal Council	B	55000	156	0.43	1	0	1	Yes
27	Ajara Nagarpanchayat	NP	17309	3	2	1	0	1	Yes
28	Chandgad Nagarpanchayat	NP	10205	185	185	0	0	1	No
29	Dapoli Municipal Council	NP	15713	90	35	0	0	2	No
30	Devgadjamsande Nagar Panchayat	NP	17234	30	0	0	0	1	No
31	Devrukh Nagar Panchayat	NP	19168	3.65	0	0	0	1	No
32	Guhagar Nagar Panchayat	NP	7299	0.01	0	0.01	0	0	Yes
33	Hatkanangale Nagarpanchayat	NP	13679	64.8	64.8	0	5	1	No
34	Kadegaon Nagar Panchayat	NP	11821	69	0.3	0	0	1	Yes

Sr. No.	Name of ULB	Class	Population	Total Qty of C & D waste Generated during whole year in MT	Total Qty of C & D waste processed/recycled in MT	Total Qty of C & D waste Disposed by landfilling without processing (last option) or filling low lying area	Number of Storage Facilities for C&D Waste Storage	Transportation (Truck, Tractor, Dumper placer, other)	Transportation Municipal magistrates appointed for taking penal action for non-compliance with these rules.
35	Kankavli Municipal Council	NP	16398	64.8	5.4	5.2	0	1	No
36	Kasai-Dodamarg Nagar Panchayat	NP	3811	18	18	0	0	1	Yes
37	Kavathemahankal Nagar Panchayat	NP	17390	14.82	14.86	4	1	2	No
38	Khanapur Nagar Panchayat	NP	6457	40	40	0	0	1	Yes
39	Kudal Nagar Panchayat	NP	19474	3.6	0	0.3	1	1	No
40	Lanja Nagar Panchayat	NP	18326	18	40	0	0	0	No
41	Mandangad Nagar Panchayat	NP	2892	18.25	18.25	2	0	1	Yes
42	Shirala Nagar Panchayat	NP	19304	252	0.7	0.28	0	1	No
43	Vaibhavwadi Nagar Panchayat	NP	2297	3	0.05	0	1	1	Yes

Amravati

Sr. No.	Name of ULB	Class	Population	Total Qty of C & D waste Generated during whole year in MT	Total Qty of C & D waste processed/recycled in MT	Total Qty of C & D waste Disposed by landfilling without processing (last option) or filling low lying area	Number of Storage Facilities for C&D Waste Storage	Transportation (Truck, Tractor, Dumper placer, other)	Transportation Municipal magistrates appointed for taking penal action for non-compliance with these rules.
1	Akola Municipal Corporation	MC-CLASS D	59591	350	0	0	0	2	No
2	Amravati Municipal Corporation	MC-CLASS D	82500000	4320	5	0	0	60	No
3	Achalpur Municipal Council	A	112311	150	100	150	0	1	Yes
4	Akot Municipal Council	B	92643	90	90	90	0	1	No
5	Anjangaon Surji Municipal Council	B	56380	255.5	120	0	0	1	Yes
6	Balapur Municipal Council	B	44594	6	0.01	0	0	0	No
7	Buldhana Municipal Council	B	73258	36	36	36	0	1	No
8	Chandurbazaar Municipal Council	C	20245	30	30	18	0	1	No

Sr. No.	Name of ULB	Class	Population	Total Qty of C & D waste Generated during whole year in MT	Total Qty of C & D waste processed/recycled in MT	Total Qty of C & D waste Disposed by landfilling without processing (last option) or filling low lying area	Number of Storage Facilities for C&D Waste Storage	Transportation (Truck, Tractor, Dumper placer, other)	Transportation Municipal magistrates appointed for taking penal action for non-compliance with these rules.
9	ChandurRailway Municipal Council	C	19776	1	1.45	0	0	2	No
10	Chikhaldara Hill Station Municipal Council	C	5158	21	21	0	0	1	No
11	Chikhli Municipal Council	B	57889	18	0	0	0	1	No
12	Daryapur Municipal Council	C	40124	3.66	0.01	0.01	0	1	No
13	Deulgaon Raja Municipal Council	C	30827	0.07	0.05	0	1	11	Yes
14	Dhamangaon Municipal Council	C	21059	30	0.04	1	0	10	Yes
15	Jalgaon Jamod Municipal Council	C	29692	109	0.11	0.11	1	1	No
16	Karanja Municipal Council	B	73353	45.7	0	45.7	0	1	No
17	Khamgaon Municipal Council	B	94191	300	0.6	0	0	1	No
18	Lonar Municipal Council	C	23416	36.5	0	0	0	1	No
19	Malkapur - Buldhana Municipal Council	B	67740	230	1.3	1	0	1	No
20	Mangrulpir Municipal Council	C	30983	18	1.5	1.5	0	7	No
21	Mehkar Municipal Council	B	45248	10	0.01	0.01	1	1	No
22	Morshi Municipal Council	C	42229	50	18.5	1	0	0	No
23	Murtizapur Municipal Council	B	40295	20	20	20	1	1	No
24	Nandura Municipal Council	B	47419	18	0	0	0	9	Yes
25	Patur Municipal Council	C	21022	10	10	10	0	0	Yes
26	Risod Municipal Council	C	34136	36.5	0.1	0	0	1	Yes
27	Shegaon Municipal Council	B	68372	109.5	0.3	109.5	0	2	No
28	Shendurjana Ghat Municipal Council	C	21748	96	0	80	1	1	No

Sr. No.	Name of ULB	Class	Population	Total Qty of C & D waste Generated during whole year in MT	Total Qty of C & D waste processed/recycled in MT	Total Qty of C & D waste Disposed by landfilling without processing (last option) or filling low lying area	Number of Storage Facilities for C&D Waste Storage	Transportation (Truck, Tractor, Dumper placer, other)	Transportation Municipal magistrates appointed for taking penal action for non-compliance with these rules.
29	Sindkhed Raja Municipal Council	C	16427	0.05	0.05	0.05	0	7	No
30	Telhara Municipal Council	C	22230	7.3	5.2	2.1	0	1	No
31	Warud Municipal Council	B	45482	3.6	13.6	0	1	2	Yes
32	Washim Municipal Council	B	78387	780	642	0	0	2	No
33	Barshitakli Nagar Panchayat	NP	21817	2	0.01	0	0	0	No
34	Bhatkuli Nagar Panchayat	NP	8816	7	7	0	0	1	No
35	Dharni Nagar Panchayat	NP	15761	13	13	0	1	0	No
36	Malegaon Jahanjir	NP	21290	1.8	0.05	45.62	0	1	No
37	Manora Nagar Panchayat	NP	9339	1.2	0.1	0.1	0	1	No
38	Motala Nagar panchyat	NP	10331	150	7.5	150	0	3	No
39	Nandgaon (K) Nagar Panchyat	NP	13572	10	0.5	2	1	1	No
40	Sangrampur Nagar Panchayat	NP	7258	36	0.02	0.01	1	1	No
41	Teosa Nagar Panchayat	NP	12482	300	2.5	0.25	3	1	No

Chandrapur

Sr. No.	Name of ULB	Class	Population	Total Qty of C & D waste Generated during whole year in MT	Total Qty of C & D waste processed/recycled in MT	Total Qty of C & D waste Disposed by landfilling without processing (last option) or filling low lying area	Number of Storage Facilities for C&D Waste Storage	Transportation (Truck, Tractor, Dumper placer, other)	Transportation Municipal magistrates appointed for taking penal action for non-compliance with these rules.
1	Chandrapur City Municipal Corporation	MC-CLASS D	406789	650	0	0	0	1	No
2	Arni Municipal Council	C	31597	23	0.08	1	0	1	No
3	Ballarpur Municipal Council	B	89452	730	2	2	5	5	No

Sr. No.	Name of ULB	Class	Population	Total Qty of C & D waste Generated during whole year in MT	Total Qty of C & D waste processed/recycled in MT	Total Qty of C & D waste Disposed by landfilling without processing (last option) or filling low lying area	Number of Storage Facilities for C&D Waste Storage	Transportation (Truck, Tractor, Dumper placer, other)	Transportation Municipal magistrates appointed for taking penal action for non-compliance with these rules.
4	Bhadravati Municipal Council	B	60565	234	0.64	0	1	1	Yes
5	Bramhapuri Municipal Council	C	36025	45	45	0	0	1	No
6	Chimur Municipal Council	C	25741	650	2	1	0	1	Yes
7	Darwha Municipal Council	C	34094	80	0.25	0.25	0	1	Yes
8	Desaiganj (Wadsa) Municipal Council	C	28781	12	12	12	0	1	No
9	Digras Municipal Council	B	48937	350	1.4	1	5	10	Yes
10	Gadchandur Municipal Council	C	26755	182	0	182	0	1	Yes
11	Gadchiroli Municipal Council	B	54152	360	0	1	0	16	No
12	Ghatanji Municipal Council	C	21293	348	0	0.98	0	1	No
13	Mool Municipal Council	C	25449	5	0	1	0	1	No
14	Nagbhid Municipal Council	C	25167	162	162	0	0	1	No
15	Ner Nababpur Nagar Parishad	C	29302	22.3	0	0	0	1	No
16	Pandharkawada Municipal Council	C	33861	362	275	362	0	2	No
17	Pusad Municipal Council	B	73046	36	0	0	0	4	No
18	Rajura Municipal Council	C	29668	13	1	0	0	6	No
19	Umarkhed Municipal Council	B	47458	360	0	1	0	2	Yes
20	Wani Municipal Council	B	58840	3.8	0	3.8	0	1	No
21	Warora Municipal Council	B	46532	150	0.5	0	0	1	Yes
22	Yavatmal Municipal Council	A	248939	120	0.3	0.3	0	28	Yes
23	Ahiri Nagar Panchayat	NP	16647	37000	100	0	0	1	No

Sr. No.	Name of ULB	Class	Population	Total Qty of C & D waste Generated during whole year in MT	Total Qty of C & D waste processed/recycled in MT	Total Qty of C & D waste Disposed by landfilling without processing (last option) or filling low lying area	Number of Storage Facilities for C&D Waste Storage	Transportation (Truck, Tractor, Dumper placer, other)	Transportation Municipal magistrates appointed for taking penal action for non-compliance with these rules.
24	Armori Nagar Panchayat	NP	25507	3.65	0	3.65	4	2	No
25	Babhulgaon Nagarpanchayat	NP	6157	3	2.5	1	1	7	No
26	Bhamragad Nagar Panchayat	NP	7840	40.5	0.11	0.11	0	11	No
27	Chamoshi Nagar Panchayat	NP	16543	12	12	12	0	1	No
28	Dhanaki Nagarpanchayat	NP	17267	0	0	0	0	0	No
29	Dhanora Nagar Panchayat	NP	6109	28	0.06	0	0	1	No
30	Etapalli Nagar Panchayat	NP	10158	2	0	0	0	2	Yes
31	Gondpimpri Nagar Panchayat	NP	8474	0.32	3.2	0	1	1	No
32	Jiwati Nagar Panchayat	NP	4303	0.5	0.01	0.01	0	1	Yes
33	Kalamb Nagar Panchyat	NP	20064	18	0.13	0	1	1	Yes
34	Korchi Nagar Panchayat	NP	3483	2	2	0	0	3	No
35	Korpana Nagar Panchayat	NP	5195	36.5	0.1	36.5	0	1	Yes
36	Kurkheda Nagar Panchayat	NP	7430	182.5	0.5	0	0	1	No
37	Mahagaon Nagar Panchayat	NP	8248	3	0	0	0	1	No
38	Maregaon Nagar Panchyat	NP	8553	1.5	0.7	0.5	2	1	Yes
39	Mulchera Nagar Panchayat	NP	1958	36.5	36	0	0	2	No
40	Pombhurna Nagar Panchayat	NP	6308	8.5	0	8.5	0	7	Yes
41	Ralegaon Nagar Panchayat	NP	15631	0.5	1.08	0.05	2	2	No
42	Saoli Nagar panchayat	NP	10019	0.8	0	1	0	1	No
43	Sindewahi Nagar Panchayat	NP	14157	10.95	0	0	0	1	Yes
44	Sironcha Nagar Panchayat	NP	10621	3.6	0.01	0	0	0	No
45	Zari Jamni Nagar Panchayat	NP	1775	0.09	0.06	1	0	1	No

Nagpur

Sr. No.	Name of ULB	Class	Population	Total Qty of C & D waste Generated during whole year in MT	Total Qty of C & D waste processed/recycled in MT	Total Qty of C & D waste Disposed by landfilling without processing (last option) or filling low lying area	Number of Storage Facilities for C&D Waste Storage	Transportation (Truck, Tractor, Dumper placer, other)	Transportation Municipal magistrates appointed for taking penal action for non-compliance with these rules.
1	Nagpur Municipal Corporation	MC-CLASS A	2750000	8100	0	8100	1	20	No
2	Amgaon Nagar Panchayat	C	36292	5	5	1	1	11	Yes
3	Arvi Municipal Council	B	42822	360	0.3	0	0	0	No
4	Bhandara Municipal Council	B	91845	2	2	2	0	1	Yes
5	Deoli Municipal Council	C	19288	40	40	10	0	1	Yes
6	Gondia Municipal Council	A	157882	1080	2.6	66	0	1	Yes
7	Hingan Ghat Municipal Council	A	101805	290	0	268	0	2	Yes
8	Kalmeshwar Municipal Council	C	20500	73	0.22	0	0	1	No
9	Kamptee Municipal Council	B	86793	720	720	100	0	5	Yes
10	Kanhann Pimpri Municipal Council	C	27851	1000	1000	0	1	1	No
11	Katol Municipal Council	B	43267	37	0.27	0	0	0	No
12	Khapa Municipal Council	C	14659	7	0.1	0	0	0	No
13	Mohapa Municipal Council	C	6987	24	23.99	0	1	1	Yes
14	Mowad Municipal Council	C	8777	51.59	0.21	0	1	1	Yes
15	Municipal Council Butibor	C	55248	36	0	36	0	2	No
16	Narkhed Municipal Council	C	21378	80	72.3	0	0	1	Yes
17	Pavani Municipal Council	C	22821	0.15	0	0	0	1	No
18	Pulgaon Municipal Council	C	35200	100	0.27	0	20	2	Yes

Sr. No.	Name of ULB	Class	Population	Total Qty of C & D waste Generated during whole year in MT	Total Qty of C & D waste processed/recycled in MT	Total Qty of C & D waste Disposed by landfilling without processing (last option) or filling low lying area	Number of Storage Facilities for C&D Waste Storage	Transportation (Truck, Tractor, Dumper placer, other)	Transportation Municipal magistrates appointed for taking penal action for non-compliance with these rules.
19	Ramtek Municipal Council	C	22310	90	0.45	0.45	20	1	No
20	Sakoli Nagar Panchayat	C	28367	65	0	0	0	8	No
21	Savner Municipal Council	C	40000	3.6	0.4	0	0	1	No
22	Sindi Municipal Council	C	12858	30	30	1	1	9	No
23	Tirora Municipal Council	C	25181	30	30	0	0	1	No
24	Tumsar Municipal Council	B	44869	160	1	1	0	1	No
25	Umred Municipal Council	B	53971	118.88	0.8	60.5	0	0	Yes
26	Wadi Municipal Council	B	54048	79	0	79	0	1	No
27	Wanadongari Nagar Panchayat	C	57379	65.7	0	0.18	0	1	No
28	Wardha Municipal Council	A	120441	70	0	0	0	0	Yes
29	Arjuni Nagar Panchayat	NP	9472	0.1	0	0	50	9	No
30	Ashti Nagar Panchayat	NP	11716	38	0.08	0	0	1	No
31	Bhiwapur Nagar Panchayat	NP	14268	39.5	34.2	0	0	1	Yes
32	Deori Nagar Panchayat	NP	14579	4.2	4.2	1	1	0	No
33	Goregaon Nagar Panchayat	NP	8766	0	0	0	0	0	Yes
34	Hingana Nagar Panchayat	NP	7668	0.5	0	2	0	0	Yes
35	Karanja Nagar Panchayat	NP	12862	72	0	72	0	1	Yes
36	Kuhi Nagar Panchayat	NP	10436	180	20	10	1	1	No
37	Lakhandur Nagar Panchayat	NP	9795	120	0.3	0.2	0	2	No
38	Lakhani Nagar Panchayat	NP	12636	40	7.2	3	0	1	No

Sr. No.	Name of ULB	Class	Population	Total Qty of C & D waste Generated during whole year in MT	Total Qty of C & D waste processed/recycled in MT	Total Qty of C & D waste Disposed by landfilling without processing (last option) or filling low lying area	Number of Storage Facilities for C&D Waste Storage	Transportation (Truck, Tractor, Dumper placer, other)	Transportation Municipal magistrates appointed for taking penal action for non-compliance with these rules.
39	Mahadula Municipal Council	NP	24019	17.4	0	15.4	0	6	No
40	Mohadi Nagar Panchayat	NP	10527	40	7.2	3	0	1	No
41	Mouda Municipal Council	NP	14606	200	200	0	0	0	No
42	Parshiwani Nagar Panchayat	NP	12026	7	0.11	0	0	0	No
43	Sadak-Arjuni Nagar Panchayat	NP	5975	10	3	2	0	0	No
44	Salekasa Nagar Panchayat	NP	8887	18	0	0	0	1	No
45	Samudrapur Nagar Panchayat	NP	7656	1.5	2	1.5	0	1	No
46	Selu Nagar Panchayat	NP	13740	36	5	0.83	3	1	No

Pune

Sr. No.	Name of ULB	Class	Population	Total Qty of C & D waste Generated during whole year in MT	Total Qty of C & D waste processed/recycled in MT	Total Qty of C & D waste Disposed by landfilling without processing (last option) or filling low lying area	Number of Storage Facilities for C&D Waste Storage	Transportation (Truck, Tractor, Dumper placer, other)	Transportation Municipal magistrates appointed for taking penal action for non-compliance with these rules.
1	Pimpri-Chinchwad Municipal Corporation	MC-CLASS B	1727692	5614	5614	5614	10	11	Yes
2	Pune Municipal Corporation	MC-CLASS A	4179295	70015	70015	0	0	40	Yes
3	Solapur Municipal Corporation	MC-CLASS D	951558	1865.15	0	1856.15	0	14	Yes
4	Akkalkot Municipal Council	B	40103	73	0	0	0	0	No
5	Alandi Municipal Council	C	28645	150	150	150	1	1	No
6	Baramati Municipal Council	A	124000	180	0	180	1	1	Yes
7	Barshi Municipal Council	A	118722	715	2	0.5	0	3	No
8	Bhor Municipal Council	C	19352	32.85	0	32.85	0	1	Yes

Sr. No.	Name of ULB	Class	Population	Total Qty of C & D waste Generated during whole year in MT	Total Qty of C & D waste processed/recycled in MT	Total Qty of C & D waste Disposed by landfilling without processing (last option) or filling low lying area	Number of Storage Facilities for C&D Waste Storage	Transportation (Truck, Tractor, Dumper placer, other)	Transportation Municipal magistrates appointed for taking penal action for non-compliance with these rules.
9	Chakan Municipal Council	C	41113	70	10	40	0	3	No
10	Daund Municipal Council	B	69000	164.25	0	164.25	5	1	No
11	Dudhani Municipal Council	C	12533	40	7	0	0	1	No
12	Indapur Municipal Council	C	25515	54.75	0	54.75	0	1	No
13	Jejuri Municipal Council	C	14515	127.75	0.35	127.75	0	0	No
14	Junnar Municipal Council	C	25315	36	31	5	0	1	Yes
15	Karad Municipal Council	B	86000	90	57.7	21	6	3	Yes
16	Karmala Municipal Council	C	23199	90	0	0	0	0	No
17	Kurduvadi Municipal Council	C	22463	18.25	18.25	0	0	2	No
18	Lonavala Municipal Council	B	57698	100	48	52	0	3	Yes
19	Mahabaleshwar Municipal Council	C	13393	150	0	10	0	1	No
20	Maindargi Municipal Council	C	12363	14.6	0.04	0	2	1	Yes
21	Mangalwedha Municipal Council	C	21824	18.25	0.05	0	0	1	Yes
22	Mhaswad Municipal Council	C	24120	2	2	0	1	1	No
23	Mohol Nagar Panchayat	C	27833	180	180	0	1	1	Yes
24	Panchgani Municipal Council	C	14894	8	0.13	0.2	5	1	Yes
25	Pandharpur Municipal Council	B	98923	550	1.5	0	1	1	No
26	Phaltan Municipal Council	B	52118	197	0.4	1	1	1	Yes
27	Rahimatpur Municipal Council	C	17633	72	0	0.2	1	1	No
28	Rajgurunagar Municipal Council	C	25146	60	60	20	0	1	No
29	Sangola Municipal Council	C	34321	180	0.55	0.1	0	3	No
30	Saswad Municipal Council	C	31821	180	0	180	0	1	Yes
31	Satara Municipal Council	A	120195	189.8	189.8	0	0	1	Yes
32	Shirur Municipal Council	C	40080	108	71	37	0	2	No
33	Talegaon Dhabade Municipal Council	B	56435	120	0	120	0	1	Yes
34	Wai Municipal Council	C	36025	4	0.07	1	0	1	No

Sr. No.	Name of ULB	Class	Population	Total Qty of C & D waste Generated during whole year in MT	Total Qty of C & D waste processed/recycled in MT	Total Qty of C & D waste Disposed by landfilling without processing (last option) or filling low lying area	Number of Storage Facilities for C&D Waste Storage	Transportation (Truck, Tractor, Dumper placer, other)	Transportation Municipal magistrates appointed for taking penal action for non-compliance with these rules.
35	Dahivadi Nagar Panchayat	NP	18064	120	0	0	1	1	Yes
36	Khandala Nagar Panchayat	NP	10000	147	87	53	4	1	No
37	Koregaon Nagar Panchayat	NP	23944	10	6	1	0	1	No
38	Lonand Nagar Panchayat	NP	22650	25	25	0	3	1	No
39	Madha Nagar Panchayat	NP	11027	5000	4850	0	0	0	Yes
40	Malkapur Municipal Council (Nagar Panchayet)	NP	400000	36	36	36	0	1	Yes
41	Malshiras Nagar Panchayat	NP	21985	50	0	1	0	2	No
42	Medha Nagar Panchayat	NP	4678	24	24	20	0	1	No
43	Patan Nagar Panchayat	NP	17653	10	0	0	0	1	No
44	Vadgaon Nagarpanchayat	NP	20895	36	0	36	0	1	No
45	Vaduj Nagar Panchayat	NP	19000	45.6	0	0	0	7	Yes

Nashik

Sr. No.	Name of ULB	Class	Population	Total Qty of C & D waste Generated during whole year in MT	Total Qty of C & D waste processed/recycled in MT	Total Qty of C & D waste Disposed by landfilling without processing (last option) or filling low lying area	Number of Storage Facilities for C&D Waste Storage	Transportation (Truck, Tractor, Dumper placer, other)	Transportation Municipal magistrates appointed for taking penal action for non-compliance with these rules.
1	Ahmednagar Municipal Corporation	NP	420000	535	0	0	10	2	No
2	Dhule Municipal Corporation	MC-CLASS D	458294	255.5	255.5	0	0	4	No
3	Jalgaon City Municipal Corporation	MC-CLASS D	517494	12	0	0	0	3	Yes
4	Malegaon Municipal Corporation	MC-CLASS D	590998	1642	0	1642	0	4	Yes
5	Nashik Municipal Corporation	MC-CLASS B	1486053	10908	1762	0	0	6	No
6	Amalner Municipal Council	B	95994	72	0.17	0	0	1	Yes
7	Bhadgaon Municipal Council	C	37214	10	9	0	0	1	Yes

Sr. No.	Name of ULB	Class	Population	Total Qty of C & D waste Generated during whole year in MT	Total Qty of C & D waste processed/recycled in MT	Total Qty of C & D waste Disposed by landfilling without processing (last option) or filling low lying area	Number of Storage Facilities for C&D Waste Storage	Transportation (Truck, Tractor, Dumper placer, other)	Transportation Municipal magistrates appointed for taking penal action for non-compliance with these rules.
8	Bhagur Municipal Council	C	12353	18.25	12.4	0	4	1	No
9	Bhusawal Municipal Council	A	200000	350	0	350	0	3	No
10	Chalisgaon Municipal Council	B	97551	120	0	120	0	1	No
11	Chandwad Municipal Council	C	30409	20	0	0	0	1	No
12	Chopda Municipal Council	B	72783	210	0.57	0	2	1	No
13	Devlali Pravara Municipal Council	C	30997	0.5	0.01	0	1	1	No
14	Dharangaon Municipal Council	C	37375	48	4.7	5	0	1	Yes
15	Dondaicha-Varwade Municipal Council	B	46767	12	1	12	0	2	No
16	Erandol Municipal Council	C	31071	365	365	365	0	1	Yes
17	Faizpur Municipal Council	C	26602	2	0	0	1	1	No
18	Igatpuri Municipal Council	C	30989	54.75	54.75	0	5	1	Yes
19	Jamkhed Municipal Council	C	45000	150	114	0	0	1	No
20	Jamner Municipal Council	B	46762	364	0	0	0	1	Yes
21	Kopargaon Municipal Council	B	65273	324	4	0	1	1	Yes
22	Manmad Municipal Council	B	80058	60	30	30	0	1	No
23	Nandgaon Municipal Council	C	23604	15	0	15	0	1	Yes
24	Nandurbar Municipal Council	A	111067	35	0	0	0	1	Yes
25	Navapur Municipal Council	C	36500	0	0	0	0	0	No
26	Pachora Municipal Council	B	59609	80	0.2	0.1	0	1	No
27	Parola Municipal Council	C	41241	4	0	4	0	1	No
28	Pathardi Municipal Council	C	27211	16	0.1	0	0	1	No
29	Rahata Pimplas Municipal Council	C	22335	18.25	1	0	1	1	No
30	Rahuri Municipal Council	C	45033	8.6	0.1	2	0	1	No
31	Raver Municipal Council	C	30000	36	0	36	0	1	No
32	Sangamner Municipal Council	B	65804	144	144	0	0	1	Yes
33	Satana Municipal Council	C	37701	36.5	0.1	0.1	0	1	Yes
34	Savda Municipal Council	C	21500	280	0	0	0	1	No

Sr. No.	Name of ULB	Class	Population	Total Qty of C & D waste Generated during whole year in MT	Total Qty of C & D waste processed/recycled in MT	Total Qty of C & D waste Disposed by landfilling without processing (last option) or filling low lying area	Number of Storage Facilities for C&D Waste Storage	Transportation (Truck, Tractor, Dumper plcer, other)	Transportation Municipal magistrates appointed for taking penal action for non-compliance with these rules.
35	Shahada Municipal Council	B	68000	1.44	1.2	0	0	1	Yes
36	Shevgaon Municipal Council	C	44375	8	0.1	8	0	1	No
37	Shirpur-Varwade Municipal Council	B	76905	182.5	0.77	0.1	0	1	No
38	Shrirampur Municipal Council	B	95700	1	1	0	0	1	No
39	Sinnar Municipal Council	B	65299	96	0	96	0	1	Yes
40	Srigonda Municipal Council	C	31134	16	0.1	0	0	1	No
41	Taloda Municipal Council	C	28954	29.5	0.07	0.7	0	1	Yes
42	Trimbak Municipal Council	C	13455	8	0	0	0	1	No
43	Varangaon Municipal Council	C	35421	10	5	0	4	9	No
44	Yawal Municipal Council	C	43540	36.5	0.1	0.1	0	1	Yes
45	Yeola Municipal Council	B	55000	74	73	1	0	1	Yes
46	Akole Nagar Panchayat	NP	19814	22	5.5	1	1	1	Yes
47	Bodvad Nagar Panchayat	NP	24221	240	240	0	0	1	Yes
48	Devala Nagar Panchayat	NP	12049	10	0.05	0	0	1	No
49	Dhadgaon Wadphalya-Roshmal Bu Nagar Panchayat	NP	11908	5	0.04	0.1	0	1	Yes
50	Dindori Nagar Panchayat	NP	17734	18	0.05	0	1	1	Yes
51	Kalawan Nagar Panchayat	NP	20541	100	0	100	0	1	No
52	Karjat Nagar Panchayat	NP	20050	130	84	20	0	9	No
53	Muktainagar Nagarpanchayat	NP	30000	10	0	0	0	1	No
54	Nevasa Nagar Panchayat	NP	22618	438	1.2	0	0	1	Yes
55	Niphad Nagar Panchayat	NP	25000	0.5	0.46	0.04	0	0	No
56	Parner Nagar Panchayat	NP	13119	2	25	0	0	1	Yes
57	Peth Nagar Panchayat	NP	6858	5	5	0	0	1	No
58	Sakri Nagar Panchayat	NP	23000	20	0.02	0.04	0	1	No
59	Shendurni Nagarpanchayat	NP	35010	54.75	1.5	0	0	1	Yes
60	Shirdi Nagar Panchayat	NP	36004	36	1	0	0	1	No

Sr. No.	Name of ULB	Class	Population	Total Qty of C & D waste Generated during whole year in MT	Total Qty of C & D waste processed/recycled in MT	Total Qty of C & D waste Disposed by landfilling without processing (last option) or filling low lying area	Number of Storage Facilities for C&D Waste Storage	Transportation (Truck, Tractor, Dumper placer, other)	Transportation Municipal magistrates appointed for taking penal action for non-compliance with these rules.
61	Sindkheda Municipal Council	NP	25046	11	0	4	0	1	No
62	Surgana Nagar Panchayat	NP	6263	6.3	0	0	0	0	No

Aurangabad

Sr. No.	Name of ULB	Class	Population	Total Qty of C & D waste Generated during whole year in MT	Total Qty of C & D waste processed/recycled in MT	Total Qty of C & D waste Disposed by landfilling without processing (last option) or filling low lying area	Number of Storage Facilities for C&D Waste Storage	Transportation (Truck, Tractor, Dumper placer, other)	Transportation Municipal magistrates appointed for taking penal action for non-compliance with these rules.
1	Aurangabad Municipal Corporation	MC-CLASS C	1228032	29200	80	21200	4	4	Yes
2	Latur City Municipal Corporation	MC-CLASS D	382904	2040	3	1	4	3	Yes
3	Nanded-Waghala Municipal Corporation	MC-CLASS D	550439	2190	0	6	2	2	Yes
4	Parbhani Municipal Corporation	MC-CLASS D	356759	263.54	131.76	263.54	0	2	No
5	Ahmedpur Municipal Council	B	43936	3.5	0.12	0	1	0	No
6	Ambad Municipal Council	C	32550	36	0	36	0	1	Yes
7	Ambejogai Municipal Council	B	73975	225	25	200	0	1	No
8	Ausa Municipal Council	C	36118	182.5	182.5	0	0	1	No
9	Basmat Municipal Council	B	75000	1	1.2	1	0	3	No
10	Beed Municipal Council	A	233680	1850	500	1350	0	1	Yes
11	Bhokar Municipal Council	C	32899	36	0.42	0.1	0	2	No
12	Bhokardhan Municipal Council	C	30000	3	0	0	0	0	Yes
13	Bhoom Municipal Council	C	22077	2000	2005	2000	0	5	No

Sr. No.	Name of ULB	Class	Population	Total Qty of C & D waste Generated during whole year in MT	Total Qty of C & D waste processed/recycled in MT	Total Qty of C & D waste Disposed by landfilling without processing (last option) or filling low lying area	Number of Storage Facilities for C&D Waste Storage	Transportation (Truck, Tractor, Dumper placer, other)	Transportation Municipal magistrates appointed for taking penal action for non-compliance with these rules.
14	Biloli Municipal Council	C	14923	73	0	0	1	1	No
15	Deglur Municipal Council	B	54493	14	0	14	0	1	Yes
16	Dharmabad Municipal Council	C	33741	182.5	0	0.5	0	1	No
17	dharur municipal council	C	22000	3	0.6	0	1	1	No
18	Gangakhed Municipal Council	B	49891	50	0.5	5	0	1	Yes
19	Gangapur Municipal Council	C	33620	36	0	0	0	1	No
20	Georai Municipal Council	C	33562	255.5	6.9	0.5	0	18	Yes
21	Hadgaon Municipal Council	C	27433	36.5	0	36.5	0	1	No
22	Hingoli Municipal Council	B	93076	360	0	360	0	1	No
23	Jalna M. Council	A	285577	1825	1225	300	30	4	No
24	Jintur Municipal Council	B	44291	180	72	118	3	1	Yes
25	Kalamb Municipal Council	C	30527	190	0	0	0	8	Yes
26	Kalamnuri M. Council	C	24784	21.9	0	21.9	0	1	No
27	Kandhar Municipal Council	C	24843	216	0.04	1	0	9	Yes
28	Kannada Municipal Council	B	40759	1.12	0.6	0	0	3	No
29	Khuldabad Municipal Council	C	15749	1	0	0.5	0	1	Yes
30	Kinwat Municipal Council	C	28454	90	0.25	0	1	0	Yes
31	Kundalwadi Municipal Council	C	14760	200	0	5	0	1	No
32	Loha Municipal Council	C	24125	24	24	24	1	1	Yes
33	Majalgaon Municipal Council	B	49453	210	0	0.4	0	0	Yes
34	Manwath Municipal Council	C	32488	15	15	0	0	1	Yes

Sr. No.	Name of ULB	Class	Population	Total Qty of C & D waste Generated during whole year in MT	Total Qty of C & D waste processed/recycled in MT	Total Qty of C & D waste Disposed by landfilling without processing (last option) or filling low lying area	Number of Storage Facilities for C&D Waste Storage	Transportation (Truck, Tractor, Dumper placer, other)	Transportation Municipal magistrates appointed for taking penal action for non-compliance with these rules.
35	Mudkhed Municipal Council	C	23517	110	110	110	1	1	No
36	Mukhed Municipal Council	C	27650	85	4	0.5	0	13	No
37	Murum Municipal Council	C	18371	187	0	60	5	4	No
38	Naldurg Municipal Council	C	18341	20	20	0	2	1	No
39	Nilanga Municipal Council	C	36172	0	0.12	1	0	1	Yes
40	Omerga Municipal Council	C	54600	360	320	30	4	3	No
41	Osmanabad Municipal Council	A	111825	3500	0	2000	0	1	Yes
42	Paithan Municipal Council	B	41536	216	216	30	0	1	Yes
43	Paranda Municipal Council	C	18758	2.4	0.18	0.02	0	1	No
44	Parli Vajinath Municipal Council	B	90975	180	0.32	30	0	1	No
45	Partur Municipal Council	C	35883	1095	0	3	0	0	Yes
46	Pathri Municipal Council	C	36853	10	8	2	0	1	Yes
47	Purna Municipal Council	C	39282	12	0	12	0	1	Yes
48	Sailu Municipal Council	B	46915	240	0	240	1	1	No
49	Sillod Municipal Council	B	58230	2.5	2	0.5	0	1	Yes
50	Sonpeth Municipal Council	C	15765	17	0	0	0	1	No
51	Tuljapur Municipal Council	C	35403	2.4	0	1	0	2	Yes
52	Udgir Municipal Council	A	114220	250	250	0	0	2	Yes
53	Umri Municipal Council	C	13501	736	0	736	1	5	Yes
54	Vaijapur Municipal Council	B	48000	160	160	0	0	1	Yes
55	Ardhapur Nagar Panchayat	NP	26029	14.6	0.02	0	0	1	Yes
56	Ashti Nagar Panchayat (Beed)	NP	17000	15	15	0	28	0	No

Sr. No.	Name of ULB	Class	Population	Total Qty of C & D waste Generated during whole year in MT	Total Qty of C & D waste processed/recycled in MT	Total Qty of C & D waste Disposed by landfilling without processing (last option) or filling low lying area	Number of Storage Facilities for C&D Waste Storage	Transportation (Truck, Tractor, Dumper placer, other)	Transportation Municipal magistrates appointed for taking penal action for non-compliance with these rules.
57	Aundha Nagnath Nagar Panchayat	NP	16012	36.5	0	36.5	1	1	No
58	Badnapur Nagar Panchayat	NP	11869	36	36	0	0	4	Yes
59	Chakur Nagar Panchayat	NP	19244	180	0	0	0	1	No
60	Deoni Nagar Panchayat	NP	12899	1400	0	0	0	3	No
61	Ghansawangi Nagar Panchayat	NP	7524	18	0	0	0	1	No
62	Himayatnagar Nagar Panchayat	NP	20285	25.2	0.52	0.5	0	2	No
63	Jalkot Nagar Panchayat	NP	9356	30	30	20	0	13	No
64	Japharabad Nagar Panchayat	NP	15910	2	0	0	0	0	No
65	Keij Nagar Panchayat	NP	30704	10	1	0	0	0	Yes
66	Lohara Bu Nagar Panchayat	NP	8661	30	0	3	0	0	No
67	Mahur Nagar Panchayat	NP	11164	35.6	0	0.09	1	1	No
68	Mantha Nagar Panchayat	NP	26504	90	70	20	0	1	No
69	Naigaon Nagarpanchayat	NP	16719	35	0	35	1	1	No
70	Palam Nagar Panchayat	NP	18643	180	80	100	0	1	Yes
71	Patoda Nagar Panchayat	NP	16569	3.5	0	0	1	1	Yes
72	Phulambri Nagar Panchayat	NP	17192	0.1	0.13	5	0	1	No
73	Renapur Nagar Panchayat	NP	19277	0.15	0	0	0	0	No
74	Sengaon Nagar Panchayat	NP	9016	32	0	32	0	1	No
75	Shirur Anantpal Nagar Panchayat	NP	11798	36	0	0	0	1	Yes
76	Shirur Kasar Nagar Panchayat	NP	5806	1.2	0	0	0	3	No
77	Soigaon Nagar Panchayat	NP	7350	20	5	5	0	1	No
78	Wadwani Nagar Panchayat	NP	15000	2	0.3	0	0	1	No
79	Washi Nagar Panchayat	NP	17147	40	0	0	0	2	Yes

Cantonment Board

Sr. No.	Name of ULB	Class	Population	Total Qty of C & D waste Generated during whole year in MT	Total Qty of C & D waste processed/recycled in MT	Total Qty of C & D waste Disposed by landfilling without processing (last option) or filling low lying area	Number of Storage Facilities for C&D Waste Storage	Transportation (Truck, Tractor, Dumper placer, other)	Transportation Municipal magistrates appointed for taking penal action for non-compliance with these rules.
1	Ahmednager Cantonment Board	CB	28986	30	0	0	0	1	No
2	Aurangabad Cantonment Board	CB	18051	32	0	32	0	1	No
3	Dehu Road cantonment board	CB	55500	0	0	0	0	1	No
4	Deolali Cantonment Board	CB	54027	53	0	53	0	1	No
5	Kamptee Cantonment Board	CB	12547	0	0	0	0	1	Yes
6	Khadki cantonment board	CB	70399	5	0.2	4.8	0	13	No
7	Pune cantonment board	CB	77777	150	0	150	0	0	No

SUGGESTIONS AND COMMENTS

- ❖ All ULBs shall reserve the site for storage of Construction and Demolition waste. The location should be away from local habitats.
- ❖ Need to develop protocol for monitoring of C & D waste generation and its disposal.
- ❖ The low lying areas, which need to be filled up for the purpose of building activity, may be mapped and a contingency plan prepared so that whenever a demolition or construction activity takes place.
- ❖ There should be a proper institutional mechanism to take care of the collection, transportation, intermediate storage (if necessary), utilization and disposal of the construction and demolition waste.
- ❖ Local bodies needs to extend collection and transportation service to small households for C & D waste Management.
- ❖ The ULBs while giving permission for construction work should sort out the issue of removal of the debris. Completion certificate shall not be issued to those violating the rules.
- ❖ Heavy fine shall be imposed on those developer, contractors for disposing C&D waste at unauthorized place. Also fine shall be imposed on ULBs for non-submission of Form III of C&D waste in stipulated time as per rules.
- ❖ Large projects of construction of bridges, flyovers, subways etc., shall make special provision for storage of waste material.

-----x-----End-----x-----