

**Annual Report
on
Construction and Demolition
Waste Management Rules, 2016.
FOR THE STATE OF MAHARASHTRA**



(2018-2019)



Maharashtra Pollution Control Board


महाराष्ट्र प्रदूषण नियंत्रण मंडळ

**Kalpataru Point, Sion Circle, Sion (East),
Mumbai 400 022**

**MAHARASHTRA POLLUTION CONTROL BOARD
ANNUAL REPORT (2018 -2019)**

Form- IV
See [Rule (8)(3)]

To,
The Chairman
Central Pollution Control Board
Parivesh Bhawan, East Arjun Nagar
DELHI- 110 0032

1.	Name of the State/Union territory	MAHARASHTRA								
2.	Name & address of the State Pollution Control	Maharashtra Pollution Control Board, Kalptaru point, 3rd floor, Sion, Mumbai.400022								
3.	Number of municipal authorities responsible for management of solid waste in the State/Union territory under these rules	<table> <tr> <td>1 Corporations</td> <td>27</td> </tr> <tr> <td>2 Councils</td> <td>234</td> </tr> <tr> <td>3 Nagar Panchayat</td> <td>123</td> </tr> <tr> <td>Total ULBs</td> <td>384</td> </tr> </table>	1 Corporations	27	2 Councils	234	3 Nagar Panchayat	123	Total ULBs	384
1 Corporations	27									
2 Councils	234									
3 Nagar Panchayat	123									
Total ULBs	384									
4.	A Summary Statement on progress made by municipal authorities in respect of implementation of Schedule III	Attached as Annexure-I								
5.	A Summary Statement on progress made by municipal authorities in respect of implementation of Schedule IV									
	Date: 06-08-2019 Place: Mumbai	 (E. Ravendiran, IAS) Member Secretary Maharashtra State Pollution Control Board.								

Annexure-I**Number of ULBs Region wise**

Regions	Corporations	Municipal Council “A” Class	Municipal Council “B” Class	Municipal Council “C” Class	Nagar Panchayats
Mumbai	01	--	--	--	--
Navi Mumbai	01	--	--	01	--
Kalyan	03	02	--	--	02
Thane	03	--	02	01	03
Raigad	01	--	01	08	05
Kolhapur	02	01	05	16	13
Amaravati	02	01	14	15	10
Chandrapur	01	01	08	12	21
Nagpur	01	03	07	15	18
Pune	03	03	07	21	11
Nashik	05	02	14	24	15
Aurangabad	04	04	14	32	25
Total	27	17	72	145	123

Cities Chart with Population

	(Population > 1 million)	(Population between 0.5 million to 1 million)	(Population < 0.5 million)
Mumbai	1	0	0
Navi Mumbai	1	0	1
Kalyan	1	2	4
Thane	2	1	6
Raigad	0	1	14
Kolhapur	0	2	35
Amaravati	0	2	40
Chandrapur	0	0	43
Nagpur	1	0	43
Pune	2	1	42
Nashik	1	1	58
Aurangabad	2	0	77
Total	10	11	363

Annual report in form III submitted by 158 ULBs for the financial year 2018-2019 out of 384 ULBs.

Total 1658864.258 MT/A C&D Waste is generated by these ULBs. Total 27401.945 MT/A Waste processed / recycled by ULBs. The C&D disposed by landfilling without processing (last option) or filling low lying area waste quantity is 1428011.13 MT/A. These ULBs having 206 storage facilities to store C&D waste securely. Total 49 Municipal magistrates appointed for taking penal action for non-compliance with these rules by these ULBs.

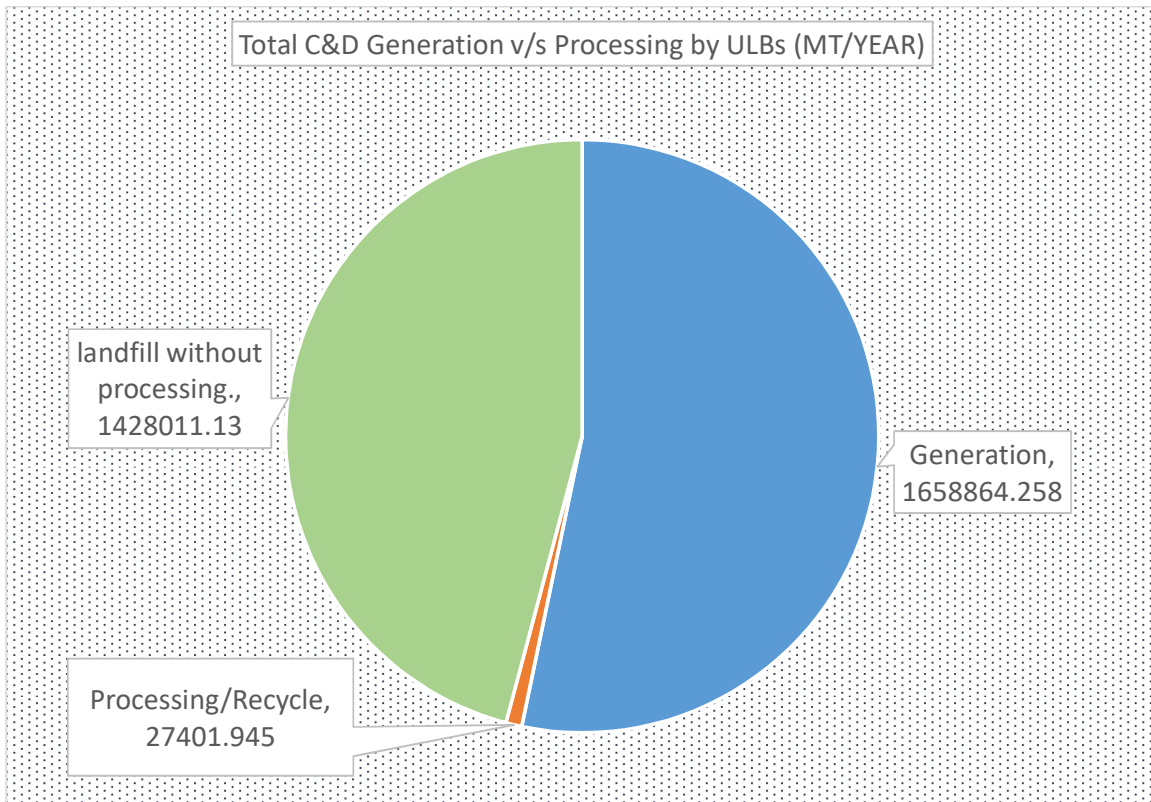
Board has taken effective steps for implementation of Construction and Demolition Management Rules, 2016 :

1. The soft copy of the Construction and Demolition Rules, 2016 have been uploaded on the Board's website under the following link: http://www.mpcb.gov.in/waste_management/Construction_and_Demolition_Waste_Management.php.
2. Board has issued directions to all Municipal Corporations for implementation of SWM Rules, 2016 and Construction and Demolition Waste Management Rules, 2016 vide MPCB/MS/MSW/2016 dated 06/09/2016.
3. Also Board has issued direction under section 31A of the Air(Prevention & Control of Pollution) Act, 1981 regarding implementation of Construction and Demolition waste management Rules, 2016 vide no.MPCB/RO(HQ)/B dated 12/03/2018 to all Municipal Corporation for the following direction:
 - a) Corporation shall ensure compliance of the said rules.
 - b) Corporation shall implement the guidelines and dust mitigation measures prepared by CPCB.
 - c) Corporation shall impose the condition while granting permission to contractor/builder /developer to display notice regarding Construction and Demolition Waste in enclosed format.
 - d) Corporation shall impose the condition of compliance of the said Construction and Demolition (C & D) Waste Rules and its guidelines while granting permission for C & D activities.

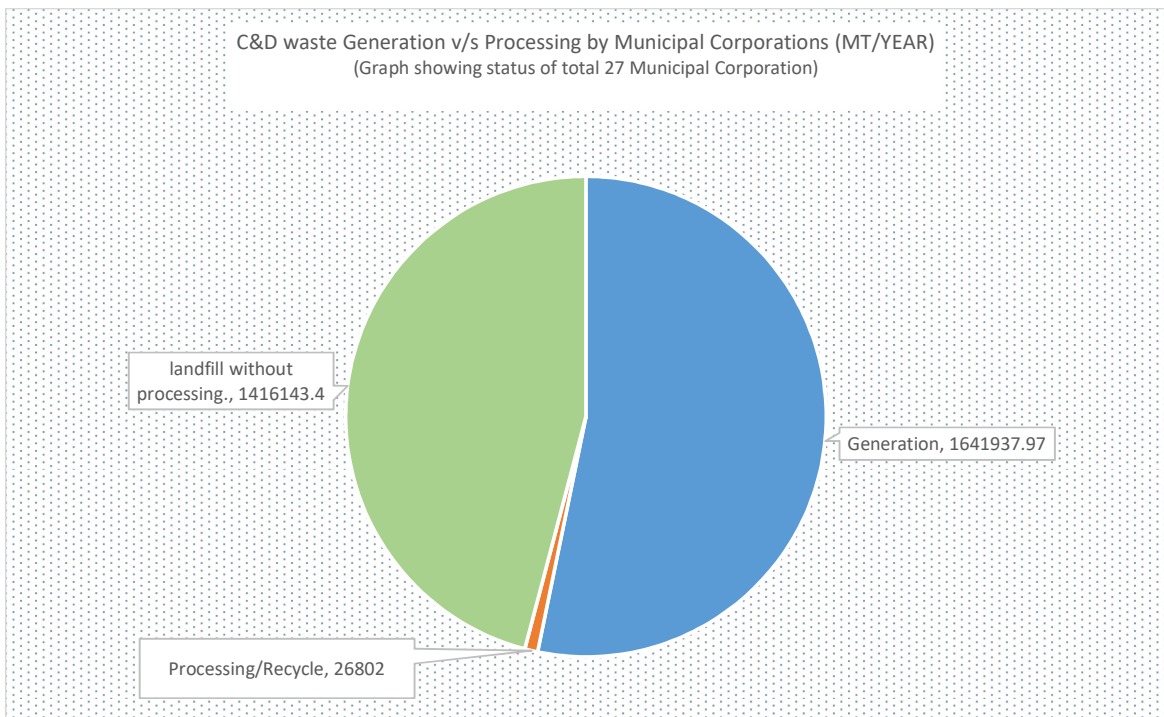
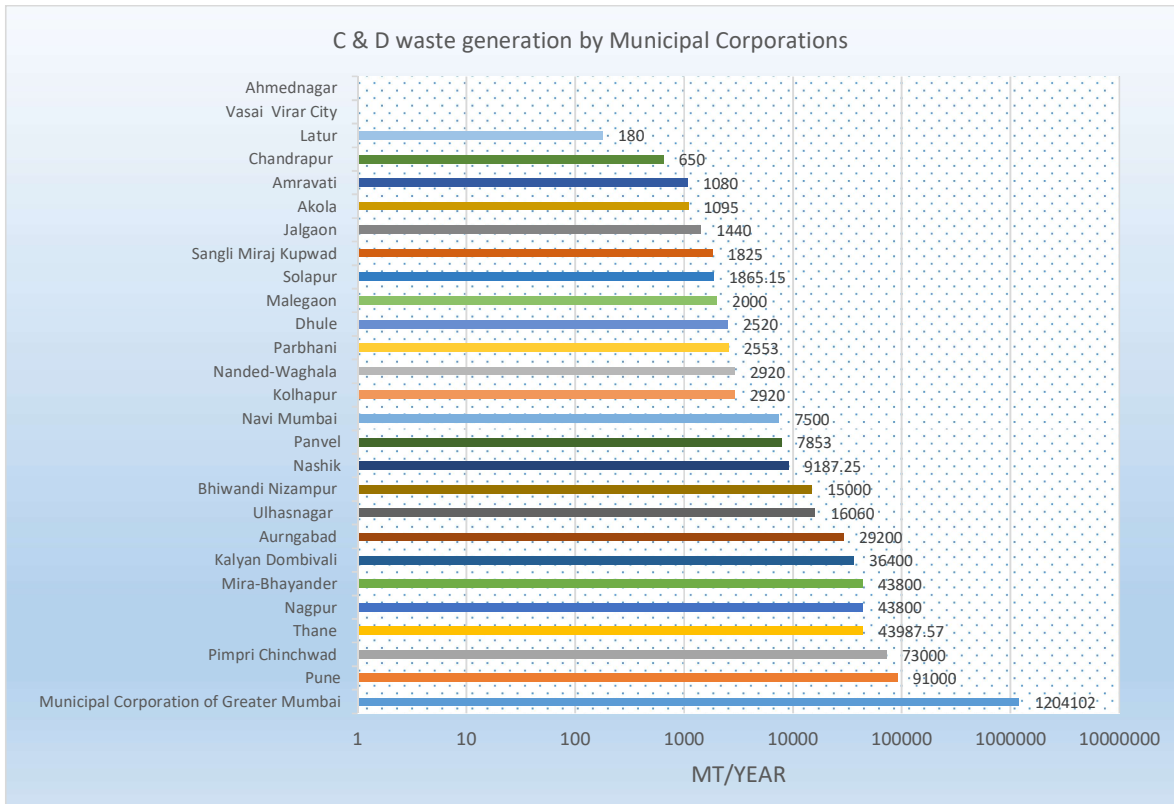
4. Further Board has issued Direction under section 5 of the Environment (Protection) Act, 1986 read with Construction and Demolition Waste Management Rule, 2016 vide no. MPCB/RO(HQ)/C&D Waste/B dated 07/03/2019 to all Municipal Corporations for the following compliances :
- Corporations shall ensure the compliance of the said Rules.
 - Corporation shall implement the guidelines and dust mitigation measures prepared by CPCB.
 - Corporations shall impose the condition of compliance of the said Construction and Demolition (C & D) Waste Rules and its guidelines while granting permission for C & D activities.
 - Corporations shall submit the Annual Report for the year through operator of the facility or local authority.
5. Below table showing operational and proposed plants for processing of Construction and Demolition waste.

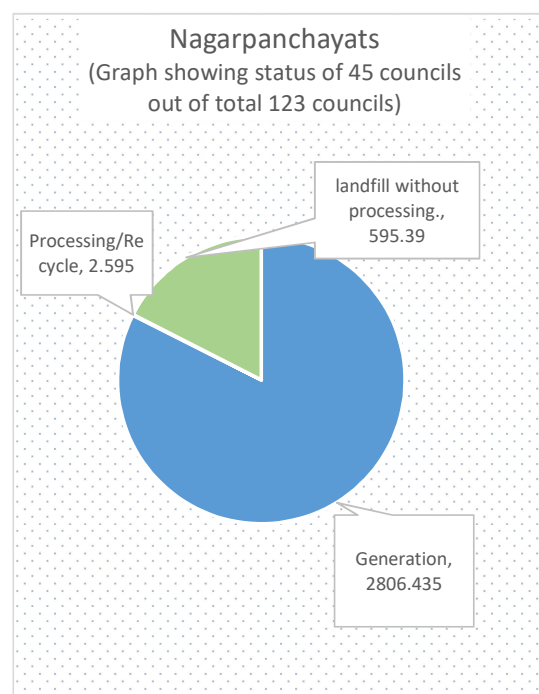
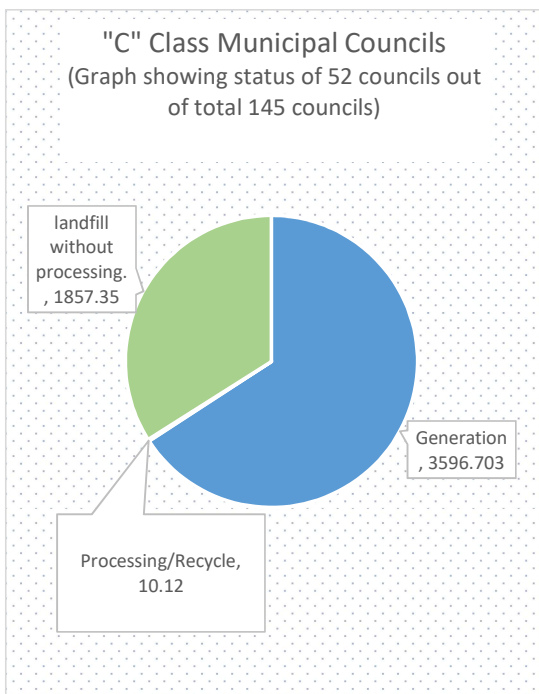
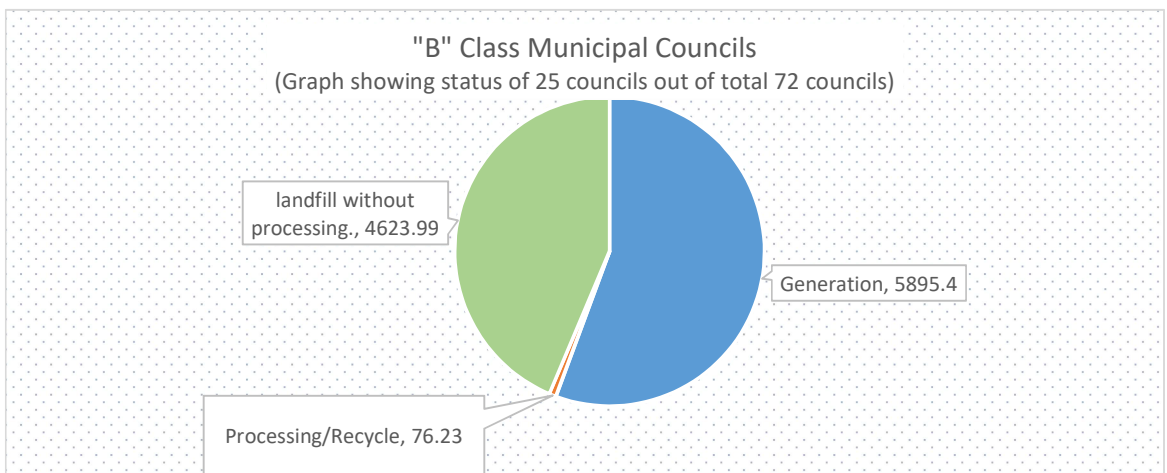
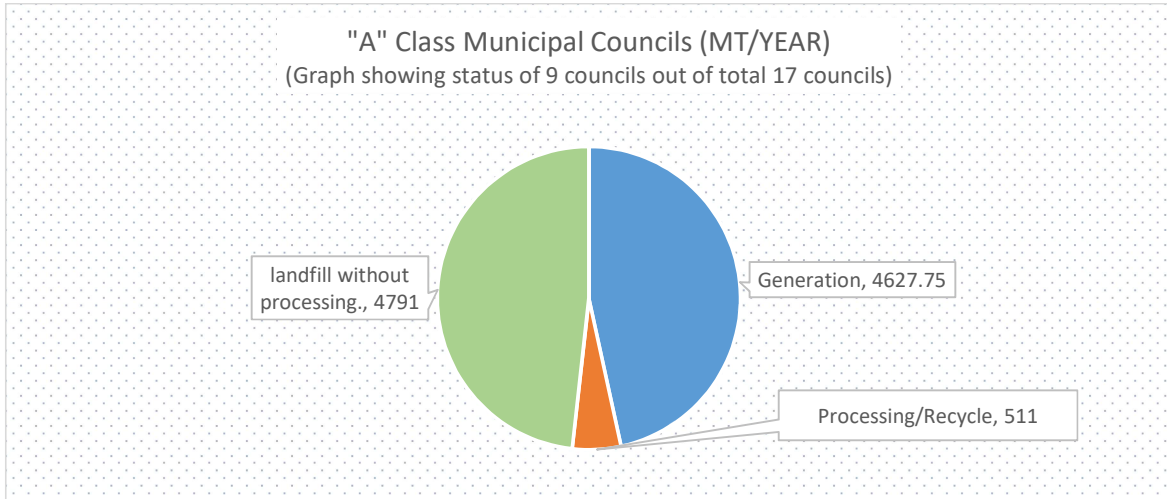
Sr.No.	Name of Corporation	Plant capacity (TPD)	Present Status
1	Thane Municipal Corporation	600	In operation.
2	Municipal Corporation of Grater Mumbai	1200	E-Tendered. Proposed plant.
3	Pimpri-Chinchwad Municipal Corporation	200	Work order issued. Proposed plant.
4	Pune Municipal Corporation	200	Proposed plant.
5	Aurangabad Municipal Corporation	100	Proposed plant.

C & D Waste Abstract of ULBs					
ULBs	Total Qty of C & D waste Generated during whole year in MT	Total Qty of C & D waste processed /recycled in MT	Total Qty of C & D waste Disposed by landfilling without processing (last option) or filling low lying area	Number of Storage Facilities for C&D Waste Storage	Municipal magistrates appointed for taking penal action for non-compliance with these rules.
Municipal Corporation	1641937.97	26802	1416143.4	119	11
“A” Class Municipal council	4627.75	511	4791	6	0
“B” Class Municipal council	5895.4	76.23	4623.99	26	11
“C” Class Municipal council	3596.703	10.12	1857.35	38	17
Nagar panchayats	2806.435	2.595	595.39	17	10
Total	1658864.258	27401.945	1428011.13	206	49



Graphical Representation of C&D waste generation of Municipal Corporations.





Sr. No.	Name of ULB	Class	Population	Total Qty of C & D waste Generated during whole year in MT	Total Qty of C & D waste processed/ recycled in MT	Total Qty of C & D waste Disposed by landfilling without processing (last option) or filling low lying area	Number of Storage Facilities for C&D Waste Storage	Transportation	Municipal magistrates appointed for taking penal action for non-compliance with these rules.
1	Municipal Corporation of Greater Mumbai	Corp A Metro City	14060672	1204102	0	1204102	0	Truck Hydraulic-72	NO
2	Pune M. Corporation	Corp A	4200000	91000	0	91000	15	Truck Hydraulic-05 Truck-20	YES
3	Pimpri Chinchwad municipal corporation	Corp B	1727692	73000	0	0	1	Truck Hydraulic-04 Tractor Trailer-04 Dumper Placer-03	NO
4	Thane M. Corporation	Corp B	1800000	43987.57	26619	17746	15	Truck-05 Truck Hydraulic-03 Tractor Trailer-01 Tricycles-03	NO
5	Nagpur Municipal Corporation.	Corp. A	2750000	43800	0	120	1	Truck-02 Loader-02	NO
6	Mira-Bhayander M. Corporation	Corp D	814000	43800	0	0	1	Truck-08 Dumper Placer-04 JCB-02	YES
7	Kalyan Dombivali M. Corporation.	Corp C	1518762	36400	0	36400	8	Truck-07	YES
8	Aurangabad M. Corporation	Corp. A	1400000	29200	80	0	1	Truck Hydraulic-03 JCB-02	YES
9	Ulhasnagar M. Corporation	Corp D	506098	16060	0	13772	64	Hydraulic Truck-18 Other -02	NO
10	Bhiwandi Nizampur City Mun. Corporation	Corp D	900665	15000	0	15000	1	Truck-05	NO

Sr. No.	Name of ULB	Class	Population	Total Qty of C & D waste Generated during whole year in MT	Total Qty of C & D waste processed/ recycled in MT	Total Qty of C & D waste Disposed by landfilling without processing (last option) or filling low lying area	Number of Storage Facilities for C&D Waste Storage	Transportation	Municipal magistrates appointed for taking penal action for non-compliance with these rules.
11	Nashik M. Corporation.	Corp B	1744836	9187.25	0	9187.25	0	Tractor Trailer-06	YES
12	Panvel M. Corporation	Corp D	509901	7853	0	7853	1	Truck-01 Truck Hydraulic-01	NO
13	Navi Mumbai M. Corporation	Corp C	1120000	7500	0	7500	1		YES
14	Kolhapur M. Corporation.	Corp D	607419	2920	0	2920	4	Truck-04	NO
15	Nanded-Waghala M. Corporation	Corp D	550539	2920	0	0	0	Tractor Placer-02	NO
16	Parbhani M. Coporation	Corp D	307191	2553	0	2553	1	Truck-02 Truck Hydraulic-08	YES
17	Dhule M. Corporation.	Corp D	446094	2520	0	5	2	Tractor Trailer-01	NO
18	Malegaon M. Corporation	Corp D	484228	2000	0	3		Tractor Trailer-21	YES
19	Solapur M. Corporation	Corp D	951558	1865.15	0	1865.15	0	Truck-02	YES
20	Sangli Miraj Kupwad M. Corporation	Corp D	557000	1825	0	1825	0	Tractor Trailer-02	YES
21	Jalgaon M. Corporation.	Corp D	517494	1440	1	1440	1	Tractor Trailer-02	YES

Sr. No.	Name of ULB	Class	Population	Total Qty of C & D waste Generated during whole year in MT	Total Qty of C & D waste processed/recycled in MT	Total Qty of C & D waste Disposed by landfilling without processing (last option) or filling low lying area	Number of Storage Facilities for C&D Waste Storage	Transportation	Municipal magistrates appointed for taking penal action for non-compliance with these rules.
22	Akola M. Corporation	Corp D	590591	1095	0	1095	0	Trcuk-01 Tractor Trailer-01	NO
23	Amravati M. Corporation	Corp D	647057	1080	0	1080	0	Truck-01	NO
24	Chandrapur M. Corporation	Corp C	320379	650	2	600	1	Tractor Trailer-01	NO
25	Latur M. Corporation	Corp D	382940	180	100	77	1	Truck-01	NO
26	Vasai Virar City M. Corporation	Corp C	1901273	0	0	0	0	0	NO
27	Ahmednagar M. Corporation	Corp D	359849	0	0	0	0	0	NO
				1641937.97	26802	1416143.4	119		11

Sr. No.	Name of ULB	Class	Population	Total Qty of C & D waste Generated during whole year in MT	Total Qty of C & D waste processed/r ecycled in MT	Total Qty of C & D waste Disposed by landfilling without processing (last option) or filling low lying area	Number of Storage Facilities for C&D Waste Storage	Transportation	Municipal magistrates appointed for taking penal action for non-compliance with these rules.
28	Jalna M. Council	A	2,85,577	1825	1	3035	0	Tractor Trailer-01 Dumper Placer-01	NO
29	Beed M.Council	A	235758	380	0	380	1	Tractor Trailer-15 Dumper Placer-25	NO
30	Udgir M. Council	A	103550	485	0	485	1	Tractor Trailer-04, Dumper placer-02,Tricycles-60	NO
31	Osmanabad M. Council	A	111825	0	0	0	0		NO
32	Ichalkaranji M. Council	A	2,92,060	210	0	21		Truck-05	NO
33	Hinganghat M. Council	A	1,01,805	170	0	170	0	Tractor Trailer-08 Dumper Placer-01	NO
34	Nandurbar M. Council	A	1,11,037	127.75	0	0	1	0	NO
35	Bhusawal M. Council	A	1,87,421	700	0	700	0	Tractor Trailer-06	NO
36	Barshi M. Council	A	118722	730	510	0	3	Trcuk Hydraulic-01	NO
				4627.75	511	4791	6		0

Sr. No.	Name of ULB	Class	Population	Total Qty of C & D waste Generated during whole year in MT	Total Qty of C & D waste processed/r ecycled in MT	Total Qty of C & D waste Disposed by landfilling without processing (last option) or filling low lying area	Number of Storage Facilities for C&D Waste Storage	Transportation	Municipal magistrates appointed for taking penal action for non-compliance with these rules.
37	Khamgaon M. Council	B	94,191	300	8	0.2	1	Tractor Trailer-01	NO
38	Vaijapur M. Council	B	41,296	180	0	93	1	Tractor Trailer-01	NO
39	Ambajogai M. Council	B	73975	450	0	450	1	Tractor Trailer-01	NO
40	Majalgaon M. Council	B	49,453	180	0	180	0	Tractor Trailer-02,	YES
41	Ahmadpur M. Council	B	49,036	9.4	9	9	2	Truck-01 Tractor Trailer-01 Dumper Placer-01 Tata Ace-08	YES
42	Degloor M. Council	B	54,493	12	1	0.04	1	Tractor Trailer-01	YES
43	Jintur M. Council	B	44,291	438	0	438	1	Tractor Trailer-01 Truck-01	YES
44	Hingoli M. Council	B	85103	529.25	0	529.25	1	Tractor Trailer-01	NO
45	Gadchiroli M. Council	B	54,152	0	0	0	0	0	NO
46	Chiplun M. Council.	B	55,139	7.2	0	7.2	1	Truck-01	YES
47	Ratnagiri M. Council	B	76,229	182.5	0	182.5	1	Truck-01	NO
48	Urun Islamapur M. Council	B	76,405	54	0.15	54	1	Tractor Trailer-01	YES
49	Sangamner M. Council	B	65804	730	2	730	3	Tractor Trailer-01	YES

Sr. No.	Name of ULB	Class	Population	Total Qty of C & D waste Generated during whole year in MT	Total Qty of C & D waste processed/r ecycled in MT	Total Qty of C & D waste Disposed by landfilling without processing (last option) or filling low lying area	Number of Storage Facilities for C&D Waste Storage	Transportation	Municipal magistrates appointed for taking penal action for non-compliance with these rules.
50	Dondaicha M. Council	B	46,767	12	0	12	0	Tractor Trailer-01	NO
51	Shahada M. Council	B	61,376	47.45	0	0	0	Tractor Trailer-01	NO
52	Amalner M. Council	B	95,994	250	0	150	1	Tractor Trailer-01	YES
53	Chalisgaon M. Council.	B	97,551	180	0	180	1	Tractor Trailer-01	NO
54	Yeola M. Council	B	53,901	180	0	180	1	Tractor Trailer-01	NO
55	Sinnar M. Council	B	72,000	76.6	0	75.6	2	Tractor Trailer-01	YES
56	Pandharpur M. Council	B	98,223	550	50	400	1	Truck-01 Tractor Trailer-01 Dumper Placer-02 Refuse Collector-02	NO
57	Lonavala M. Council	B	57,698	910	0	910	2	Tractor Trailer-02	YES
58	Khopoli M. Council	B	71,141	180	5	0	1	Dumper Placer-01	YES
59	Umred M. Council	B	53,971	72	0.08	43.2	2	Tractor Trailer-01	NO
60	Dahanu M. Council	B	50,287	0	0	0	1		NO
61	Palghar M. Council	B	24,451	365	1	0	0	0	NO
				5895.4	76.23	4623.99	26		11

Sr. No.	Name of ULB	Class	Population	Total Qty of C & D waste Generated during whole year in MT	Total Qty of C & D waste processed/r ecycled in MT	Total Qty of C & D waste Disposed by landfilling without processing (last option) or filling low lying area	Number of Storage Facilities for C&D Waste Storage	Transportation	Municipal magistrates appointed for taking penal action for non-compliance with these rules.
62	Telhara M. Council	C	20,986	1	0	1	0	Tractor Trailer-01	NO
63	Mahabaleshwar M. Council	C	13405	47.45	0	0	0	Truck-01	NO
64	Mhaswad M. Council	C	24,120	10.95	0	0	0		NO
65	Risod M. Council	C	37,549	3.6	0.1	0	1	Truck-01	YES
66	Dharur M. Council	C	20,417	0	0	0	0	Truck-02 Tricycle-02	NO
67	Georai M. Council	C	33,562	36.5	0	0	1	Tractor Trailer-01	YES
68	Ausa M. Council	C	36,118	401.5	0.9	350	1	Tractor Trailer-01	YES
69	Nilanga M. Council	C	36,172	0.003	0.01	0	0	Tractor Trailer-01	NO
70	Kinwat M. Council	C	28,454	180	0	0	1	Tractor Trailer-01	NO
71	Mukhed M. Council	C	27,650	70	0	70	1	Tractor Trailer-01 Dumper Placer-01	YES
72	Bhokar M. Council	C	38,886	9.5	0	35	1	Tractor Trailer-01	NO
73	Mudkhed M. Council	C	23517	7	0	7	1	Tractor Trailer-01	NO
74	Kalamnuri M. Council	C	24,784	30	0	10	0	0	YES
75	Tuljapur M. Council	C	35403	0	0	0	0	0	NO

Sr. No.	Name of ULB	Class	Population	Total Qty of C & D waste Generated during whole year in MT	Total Qty of C & D waste processed/r ecycled in MT	Total Qty of C & D waste Disposed by landfilling without processing (last option) or filling low lying area	Number of Storage Facilities for C&D Waste Storage	Transportation	Municipal magistrates appointed for taking penal action for non-compliance with these rules.
76	Mul M. Council	C	25,449	146	0.4	0	1	Tractor Trailer-01	NO
77	Chimur M Council	C	25741	15	0	0	0	Tractor Trailer-01	NO
78	Ghatanji M. Council	C	21293	350	0	0	0	Tractor Trailer-01	NO
79	Ner Nawabpur M. Council	C	36,500	36	0	0	1		NO
80	Gadchandur Municipal Council	C	26,755	180	0.5	180	1	Tractor Trailer-01	NO
81	Khed M. Council	C	16,892	12	2	10	1	Dumper Placer-01	YES
82	Murgad M. Council	C	11,194	30	0.1	0	1	Tractor -01	YES
83	Malvan M. Council	C	18,648	300	0	0	1	Tractor Trailer-01	NO
84	Vengurla M. Council	C	12,392	36.5	0	36.5	1	Tractor Trailer-01	NO
85	Rajapur M. Council	C	9,753	1	0	1	0	Tractor Trailer-03	NO
86	Tasgaon M. Council	C	37,945	180	0.5	0	5	Tractor Trailer-01	NO
87	Jath M. Council	C	35,336	150	0	0	0	Tractor Trailer-01	NO
88	Deolali Pravara M. Council	C	30340	4	0	4	1	Other - 01	NO
89	Rahuri M. Council	C	43,060	36.5	0	36.5	1	Tractor Trailer	NO
90	Shrigonda M. Council	C	34,130	4	0.012	4	1	Tractot Trailer-01	YES

Sr. No.	Name of ULB	Class	Population	Total Qty of C & D waste Generated during whole year in MT	Total Qty of C & D waste processed/ recycled in MT	Total Qty of C & D waste Disposed by landfilling without processing (last option) or filling low lying area	Number of Storage Facilities for C&D Waste Storage	Transportation	Municipal magistrates appointed for taking penal action for non-compliance with these rules.
91	Taloda M. Council	C	28,954	75	0	75	0	Tractor Trailer-01	NO
92	Bhadgaon M. Council	C	37,214	10	0	10	1	Tractor Trailer-01	NO
93	Dharamgaon M. Council	C	35,375	90	0.25	90	1	Tractor Trailer-01	NO
94	Savda M. Council	C	21,500	341	0	0	0	Tractor Trailer	NO
95	Erandol M. Council	C	34,114	3.7	1	3.7	1	Tractor Trailer-01	YES
96	Parola M. Council	C	37,666	95	0.25	90	0	Tractor Trailer-01	NO
97	Varangaon Municipal Council	C	35,411	1	0	0	1	Tractor Trailer-01	YES
98	Satana M. Council	C	37701	36.5	0	0	0		NO
99	Trimbakeshwar M. Council	C	12,056	72	0	0	0	Tractor Trailer-01, Tricycles-02	YES
100	Igatpuri M. Council	C	34,215	36	0	36	1	0	NO
101	Uran M. Council	C	28,620	1	0	1	1	Tipper Truck-01	YES
102	Shirur M. Council	C	37,111	108	0	108	1	Tractor Trailer-01	NO
103	Alandi M. Council	C	28,645	180	0	150	1	Tractor Trailer-02	NO
104	Maindargi M. Council	C	12,363	14.6	0.04	0	1	Tractor Trailer-01	NO
105	Mangalwedha M. Council	C	21,824	18	0.038	0	1		YES

Sr. No.	Name of ULB	Class	Population	Total Qty of C & D waste Generated during whole year in MT	Total Qty of C & D waste processed/recycled in MT	Total Qty of C & D waste Disposed by landfilling without processing (last option) or filling low lying area	Number of Storage Facilities for C&D Waste Storage	Transportation	Municipal magistrates appointed for taking penal action for non-compliance with these rules.
106	Rajgurunagar M.council	C	42,000	73	2	73	1		YES
107	Kurduwadi M. Council	C	22,468	9	0.02	0.45	1	Dumper Placer-01	NO
108	Alibag M. Council	C	20,743	7.2	0	7.2	1	Tractor Trailer-01	NO
109	Murud Janjira M. Council	C	12,216	25	0	50	1		NO
110	Pen M. Council	C	37,852	365	0	365	1	Tractor Trailer-01	NO
111	Matheran M. Council	C	4,393	0	0	0	0		YES
112	Roha M. Council	C	22,760	50	0	50	1	Tractor Trailer-02, Other-06	YES
113	Jawahar M. Council	C	12,040	4.2	2	3	0		YES
				3596.703	10.12	1857.35	38		17

Sr. No.	Name of ULB	Class	Population	Total Qty of C & D waste Generated during whole year in MT	Total Qty of C & D waste processed/recycled in MT	Total Qty of C & D waste Disposed by landfilling without processing (last option) or filling low lying area	Number of Storage Facilities for C&D Waste Storage	Transportation	Municipal magistrates appointed for taking penal action for non-compliance with these rules.
114	Ralegaon Nagar Panchayat	NP	15,631	0	0	0	0	0	YES
115	Phulambri Nagar Panchayat	NP	17157	7.2	0	7.2	0	Tractor Trailer-01	YES
116	Keij Nagar Panchayat	NP	30,704	200	0	0	0	Tractor Trailer-01	NO
117	Shirur anantpal Nagar Panchayat	NP	10,417	0.5	0	0	0		NO
118	Vashi Nagar Panchayat	NP	23,310	10	0	0	0	Dumper Placer-01	NO
119	Renapur Nagar panchayat	NP	19,277	3	0	0	0		NO
120	Himayatnagar Nagar Panchayat	NP	23,486	15	0	15	0	Tractor Trailer-01	NO
121	Aundha Nagnath Nagar Panchayat	NP	20,127	300	0	300	2	Tractor Trailer-01	NO
122	Korchi Nagar Panchayat	NP	3,483	0	0	0	0	0	NO
123	Babhulgaon Nagarpanchayat	NP	6,157	5.1	0	0	0	Tractor Trailer-01, Tractor Hydraulic-01, Tricycle-03	NO
124	Dhanora Nagarpanchayat	NP	6,109	474.5	0	0	0	Tractor Trailer-01, Tricycles-10	NO

Sr. No.	Name of ULB	Class	Population	Total Qty of C & D waste Generated during whole year in MT	Total Qty of C & D waste processed/r ecycled in MT	Total Qty of C & D waste Disposed by landfilling without processing (last option) or filling low lying area	Number of Storage Facilities for C&D Waste Storage	Transportation	Municipal magistrates appointed for taking penal action for non-compliance with these rules.
125	Mulchera Nagar panchayt	NP	1,939	0	0	0	0		NO
126	Maregaon Nagar Panchyat	NP	8,538	0	0	0	0	0	NO
127	Kalamb Nagar Panchyat	NP	17,447	36.5	0	0	0	Tractor Trailer-01	NO
128	Bhamragad Nagar Panchyat	NP	1,729	0	0	0	0	0	NO
129	Charmoshi Nagar Panchayat	NP	16,953	0	0	0	0	0	NO
130	Sironcha Nagar Panchayat	NP	10,621	0	0	0	0	0	YES
131	Mahagaon Nagar panchayat	NP	12,566	0	0	0	0	0	NO
132	kurkheda Nagar panchayat	NP	7,430	0	0	0	0	0	NO
133	EtapalliNagar panchayat	NP	10,158	0	0	0	0	0	NO
134	Armorinagar Panchayat	NP	25,507	360	0	0	0	0	NO
135	Aheri Nagar panchayat	NP	18,256	0	0	0	0	0	NO
136	Zari Jamini Nagar panchayat	NP	1,775	0	0	0	0	0	NO

Sr. No.	Name of ULB	Class	Population	Total Qty of C & D waste Generated during whole year in MT	Total Qty of C & D waste processed/r ecycled in MT	Total Qty of C & D waste Disposed by landfilling without processing (last option) or filling low lying area	Number of Storage Facilities for C&D Waste Storage	Transportation	Municipal magistrates appointed for taking penal action for non-compliance with these rules.
137	Murbad Nagarpanchayat	NP	21,080	180	0	180	0		NO
138	Dapoli Nagar Panchayat	NP	15,713	75	0.15	0.05	1	Tractor Trailer-01	YES
139	Guhagar Nagar panchayat	NP	7,299	0	0	0	1	0	NO
140	Mandangad Nagarpanchayat	NP	3,592	0	0	0	1		YES
141	Kankwali Nagar Panchayat	NP	16,398	36	0.1	36		Tractor Trailer-01	YES
142	Devrukh Nagar Panchayat	NP	13,608	0	0	0	0	0	NO
143	Lanja Nagar Panchayat	NP	18,323	0.095	0.095	0	1	0	YES
144	Vaibhavwadi Nagar Panchayat	NP	2,297	7.5	0	7.5	1	Tricycles-01	NO
145	Kavthemahakal Nagar Panchayat	NP	17,390	22	0.05	10	1	Dumper Placer-01	YES
146	Deori Nagar Panchayat	NP	14579	5.4	0	4.5	1	Tractor Trailer-01	NO
147	Shirdi Nagar Panchyat	NP	36,004	73	0.2	0	1	Trcuk-01 JCB-01	YES

Sr. No.	Name of ULB	Class	Population	Total Qty of C & D waste Generated during whole year in MT	Total Qty of C & D waste processed/r recycled in MT	Total Qty of C & D waste Disposed by landfilling without processing (last option) or filling low lying area	Number of Storage Facilities for C&D Waste Storage	Transportation	Municipal magistrates appointed for taking penal action for non-compliance with these rules.
148	Sakri Nagarpanchayat	NP	21,007	0.5	0	0	0		NO
149	Sindkheda Nagarpanchayat	NP	24,566	25.55	0	25.55	0		NO
150	Kalwan Nagar Panchayat	NP	20541	0	0	0	0	0	NO
151	Surgana Nagar Panchayat	NP	6263	0.5	0	0.5	1		NO
152	Madha Nagar Panchayat	NP	11,027	924	0	0	1	Tractor Trailer -01	NO
153	Poladpur Nagarpanchayat	NP	5,944	6	1	0	1	Truck-01	NO
154	Mangaon Nagarpanchayat	NP	18,740	12	1	0	1	Tipper Truck-01	NO
155	Khalapur Nagarpanchayat	NP	6421	12	0	4	1	Tractor Trailer-01	YES
156	Tala Nagar Panchayat	NP	6,981	15	0	5	1		NO
157	Mokhada Nagar Panchayat	NP	10,273	0.09	0	0.09	1	Truck-01 Tractor Trailer-01 Dumper Placer-01	NO
158	Vikramgad Nagar Panchayat	NP	8,340	0	0	0	0	0	NO
				2806.435	2.595	595.39	17		10

SUGGESTIONS AND COMMENTS

- ❖ All ULBs shall reserve the site for storage of Construction and Demolition waste. The location should be away from local habitats.
- ❖ Screens shall be fenced to compound wall to minimize emission of dust.
- ❖ Large projects of construction of bridges, flyovers, subways etc., shall make special provision for storage of waste material.
- ❖ The ULBs while giving permission for construction work should sort out the issue of removal of the debris. Completion certificate shall not be issued to those violating the rules. Heavy fine shall be imposed on those developer, contractors for disposing C&D waste at unauthorized place. Also fine shall be imposed on ULBs for non-submission of Form III of C& D waste in stipulated time as per rules.
- ❖ The low lying areas, which need to be filled up for the purpose of building activity, may be mapped and a contingency plan prepared so that whenever a demolition or construction activity takes place. There should be a proper institutional mechanism to take care of the collection, transportation, intermediate storage (if necessary), utilization and disposal of the construction and demolition waste.
- ❖ It is needed to make mandatory to use of minimum 20-30% recycled C & D waste in major Government project.
- ❖ Need to develop protocol for monitoring of C & D waste generation and its disposal.
- ❖ Local bodies needs to extend collection and transportation service to small households for C & D waste Management.

Thane Municipal Corporation 600 TPD Construction and Demolition waste processing plant.



-----X-O-X-----